

ESITO VOTAZIONE

Oggetto : Bilancio di esercizio al 31 dicembre 2018 di Eni S.p.A. Deliberazioni relative. Presentazione Bilancio consolidato al 31 dicembre 2018. Relazioni degli Amministratori, del Collegio Sindacale e della Società di revisione.

**Hanno partecipato alla votazione:**



-n° 3.234 azionisti,

portatori di n° 2.340.744.883 azioni ordinarie, tutte ammesse al voto,

pari al 64,409068% del capitale sociale.

**Hanno votato:**

	Voti	% su Azioni Ordinarie che hanno espresso il voto
Favorevoli	2.333.946.401	99,709559
Contrari	4.707.619	0,201116
Subfotale	<u>2.338.654.020</u>	99,910675
Astenuti	<u>2.090.863</u>	0,009325
Totale	<u>2.340.744.883</u>	100,000000

## LISTA ESITO DELLE VOTAZIONE

Oggetto: Bilancio di esercizio al 31 dicembre 2018 di Eni S.p.A. Deliberazioni relative. Presentazione Bilancio consolidato al 31 dicembre 2018. Relazioni degli Amministratori, del Collegio Sindacale e della Società di revisione.

## FAVOREVOLI

Badge	Ragione Sociale	Proprio	Delega	Totale
6063	RINELLI DOMENICO	8.630	0	8.630
6235	CAVALLARI ANNA CLARA	0	0	0
DE*	CASSA DEPOSITI E PRESTITI S.P.A.	0	936.179.478	936.179.478
6337	PRELIUSO GIUSEPPE	355	0	355
6490	DEL GIUDICE MATTED	1	0	1
DE*	HC RENTE	0	22.875	22.875
DE*	PAWL EQUITY FUND AREAQ WEALTH SOLUTIONS AG	0	2.850	2.850
DE*	SIEMENS BSAV BALANCED	0	4.373	4.373
DE*	SIEMENS IC BALANCED	0	7.721	7.721
DE*	SIEMENS-FONDS SIEMENS-RENTE	0	474.982	474.982
DE*	SIEMENS-FONDS SPT MK	0	11.940	11.940
DE*	DI STEFANO STEFANO	0	0	0
5535	MINISTERO DELL'ECONOMIA E DELLE FINANZE	0	157.552.137	157.552.137
DE*	SANTOMAURO FEDELE	0	0	0
5576	CASSA HAZ. DI PREVIDENZA E ASSISTENZA A FAV. DEL RAGIONIERI E RESITI COMMERCIALI	0	971.965	971.965
DE*	TREVISAN DARIO	0	800	800
DE*	ALETTI GES PR CED II	0	251.000	251.000
DE*	ANIMA FONDO TRADING ANIMA SGR SPA	0	400.000	400.000
DE*	ANIMA SELEZIONE GLOBALE ANIMA SGR	0	399.600	399.600
DE*	ANIMA SPINZESCO ANIMA SGR SPA	0	897.845	897.845
DE*	ANIMA SGR SPA - ANIMA VALORE GLOBALE	0	771.100	771.100
DE*	ANIMA SGR SPA - ANIMA VISCINTEO PLUS	0	352.000	352.000
DE*	ANIMA SGR SPA ANIMA CRESCITA ITALIA	0	687.968	687.968
DE*	ANIMA SGR SPA ANIMA MAGELLANO	0	345.640	345.640
DE*	ANIMA SGR- ANIMA GEO ITALIA	0	1.186.000	1.186.000
DE*	ANIMA SGR- ANIMA ITALIA	0	930.000	930.000
DE*	ANIMA VISCINTEO ANIMA SGR SPA	0	1.868.200	1.868.200
DE*	ARCA FONDI SGR - FONDO ARCA AZIONI ITALIA	0	2.000.000	2.000.000
DE*	BANCOPOSTA AZ INTERNAZIONALE	0	453.900	453.900
DE*	BANCOPOSTA AZIONARIO EURO	0	330.763	330.763
DE*	BANCOPOSTA MIX 1	0	122.800	122.800
DE*	BANCOPOSTA MIX 2	0	273.600	273.600
DE*	BANCOPOSTA MIX 3	0	332.000	332.000
DE*	BANCOPOSTA ORIZZONTE REDDITO/BANCOPOSTA FONDI SPA	0	25.714	25.714
DE*	BP AZIONI FLESSIBILE	0	6.400	6.400
DE*	EURIZON CAPITAL SGR - AZIONI AREA EURO	0	35.551	35.551
DE*	EURIZON CAPITAL SGR - AZIONI ITALIA	0	7.228.934	7.228.934
DE*	EURIZON CAPITAL SGR - CEDOLA ATTIVA TOP APRILE 2021	0	6.685	6.685
DE*	EURIZON CAPITAL SGR - CEDOLA ATTIVA TOP APRILE 2022	0	13.722	13.722
DE*	EURIZON CAPITAL SGR - CEDOLA ATTIVA TOP APRILE 2023	0	11.858	11.858
DE*	EURIZON CAPITAL SGR - CEDOLA ATTIVA TOP DICEMBRE 2020	0	3.486	3.486
DE*	EURIZON CAPITAL SGR - CEDOLA ATTIVA TOP DICEMBRE 2021	0	4.639	4.639

83942/1018

Pagina 1

19

Teste: 3.204  
Azionisti in delega: 3.195Azionisti in proprio: 3.204  
Azionisti in delega: 3.195

Handwritten signature and a circular stamp containing illegible text.

## LISTA ESITO DELLE VOTAZIONE

Oggetto: Bilancio di esercizio al 31 dicembre 2018 di Eni S.p.A. Deliberazioni relative. Presentazione Bilancio consolidato al 31 dicembre 2018. Relazioni degli Amministratori, del Collegio Sindacale e della Società di revisione.

## FAVOREVOLI

Badge	Ragione Sociale	Proprio	Delega	Totale
DE*	EURIZON CAPITAL SGR - CEDOLA ATTIVA TOP GIUGNO 2020	0	2.702	2.702
DE*	EURIZON CAPITAL SGR - CEDOLA ATTIVA TOP GIUGNO 2022	0	8.544	8.544
DE*	EURIZON CAPITAL SGR - CEDOLA ATTIVA TOP GIUGNO 2023	0	36.734	36.734
DE*	EURIZON CAPITAL SGR - CEDOLA ATTIVA TOP LUGLIO 2020	0	1.817	1.817
DE*	EURIZON CAPITAL SGR - CEDOLA ATTIVA TOP LUGLIO 2021	0	9.367	9.367
DE*	EURIZON CAPITAL SGR - CEDOLA ATTIVA TOP MAGGIO 2020	0	4.150	4.150
DE*	EURIZON CAPITAL SGR - CEDOLA ATTIVA TOP MAGGIO 2022	0	8.459	8.459
DE*	EURIZON CAPITAL SGR - CEDOLA ATTIVA TOP MAGGIO 2023	0	16.359	16.359
DE*	EURIZON CAPITAL SGR - CEDOLA ATTIVA TOP NOVEMBRE 2022	0	12.661	12.661
DE*	EURIZON CAPITAL SGR - CEDOLA ATTIVA TOP OTTOBRE 2020	0	19.710	19.710
DE*	EURIZON CAPITAL SGR - CEDOLA ATTIVA TOP OTTOBRE 2021	0	4.879	4.879
DE*	EURIZON CAPITAL SGR - CEDOLA ATTIVA TOP OTTOBRE 2022	0	4.151	4.151
DE*	EURIZON CAPITAL SGR - CEDOLA ATTIVA TOP OTTOBRE 2023	0	9.023	9.023
DE*	EURIZON CAPITAL SGR - DEFENSIVE TOP SELECTION 91C 2023	0	65.252	65.252
DE*	EURIZON CAPITAL SGR - DEFENSIVE TOP SELECTION LUGLIO 2023	0	2.803	2.803
DE*	EURIZON CAPITAL SGR - DEFENSIVE TOP SELECTION MARZO 2024	0	11.597	11.597
DE*	EURIZON CAPITAL SGR - DEFENSIVE TOP SELECTION OTTOBRE 2023	0	4.527	4.527
DE*	EURIZON CAPITAL SGR - DISCIPLINA ATTIVA DICEMBRE 2021	0	9.150	9.150
DE*	EURIZON CAPITAL SGR - DISCIPLINA ATTIVA DICEMBRE 2022	0	10.256	10.256
DE*	EURIZON CAPITAL SGR - DISCIPLINA ATTIVA LUGLIO 2022	0	8.595	8.595
DE*	EURIZON CAPITAL SGR - DISCIPLINA ATTIVA MAGGIO 2022	0	16.956	16.956
DE*	EURIZON CAPITAL SGR - DISCIPLINA ATTIVA MARZO 2022	0	21.288	21.288
DE*	EURIZON CAPITAL SGR - DISCIPLINA ATTIVA OTTOBRE 2021	0	10.528	10.528
DE*	EURIZON CAPITAL SGR - DISCIPLINA ATTIVA SETTEMBRE 2022	0	21.825	21.825
DE*	EURIZON CAPITAL SGR - GLOBAL MULTIASSET SELECTION SET 2022	0	21.834	21.834
DE*	EURIZON CAPITAL SGR - HIGH INCOME DICEMBRE 2021	0	5.479	5.479
DE*	EURIZON CAPITAL SGR - INCOME MULTISTRATEGY MARZO 2022	0	15.100	15.100
DE*	EURIZON CAPITAL SGR - MULTIASSET REDDITO APRILE 2020	0	55.641	55.641
DE*	EURIZON CAPITAL SGR - MULTIASSET REDDITO APRILE 2021	0	11.635	11.635
DE*	EURIZON CAPITAL SGR - MULTIASSET REDDITO DICEMBRE 2019	0	35.313	35.313
DE*	EURIZON CAPITAL SGR - MULTIASSET REDDITO DICEMBRE 2021	0	14.068	14.068
DE*	EURIZON CAPITAL SGR - MULTIASSET REDDITO DICEMBRE 2022	0	18.021	18.021
DE*	EURIZON CAPITAL SGR - MULTIASSET REDDITO GIUGNO 2020	0	23.135	23.135
DE*	EURIZON CAPITAL SGR - MULTIASSET REDDITO GIUGNO 2021	0	19.602	19.602
DE*	EURIZON CAPITAL SGR - MULTIASSET REDDITO GIUGNO 2022	0	24.205	24.205
DE*	EURIZON CAPITAL SGR - MULTIASSET REDDITO LUGLIO 2022	0	26.806	26.806
DE*	EURIZON CAPITAL SGR - MULTIASSET REDDITO LUGLIO 2023	0	46.934	46.934
DE*	EURIZON CAPITAL SGR - MULTIASSET REDDITO MAGGIO 2020	0	16.353	16.353
DE*	EURIZON CAPITAL SGR - MULTIASSET REDDITO MAGGIO 2021	0	37.209	37.209
DE*	EURIZON CAPITAL SGR - MULTIASSET REDDITO MAGGIO 2022	0	7.550	7.550
DE*	EURIZON CAPITAL SGR - MULTIASSET REDDITO MAGGIO 2023	0	28.454	28.454
DE*		0	25.565	25.565

00  
34  
00  
4  
2/10/19

LISTA ESITO DELLE VOTAZIONE

Oggetto: Bilancio di esercizio al 31 dicembre 2018 di Eni S.p.A. Deliberazioni relative. Presentazione Bilancio consolidato al 31 dicembre 2018. Relazioni degli Amministratori, del Collegio Sindacale e della Società di revisione.

FAVOREVOLI

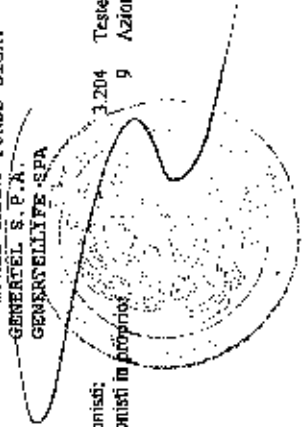
Badge	Ragione Sociale	Proprio	Delega	Totale
DE*	EURIZON CAPITAL SGR - MULTIASSET REDDITO MARZO 2022	0	23.921	23.921
DE*	EURIZON CAPITAL SGR - MULTIASSET REDDITO MARZO 2023	0	27.606	27.606
DE*	EURIZON CAPITAL SGR - MULTIASSET REDDITO NOVEMBRE 2020	0	23.500	23.500
DE*	EURIZON CAPITAL SGR - MULTIASSET REDDITO OTTOBRE 2019	0	28.102	28.102
DE*	EURIZON CAPITAL SGR - MULTIASSET REDDITO OTTOBRE 2021	0	16.032	16.032
DE*	EURIZON CAPITAL SGR - MULTIASSET REDDITO OTTOBRE 2022	0	26.427	26.427
DE*	EURIZON CAPITAL SGR - MULTIASSET REDDITO OTTOBRE 2023	0	55.021	55.021
DE*	EURIZON CAPITAL SGR - MULTIASSET STRATEGIA FLESS GIO 2023	0	5.353	5.353
DE*	EURIZON CAPITAL SGR - MULTIASSET STRATEGIA FLESS MAG 2023	0	8.431	8.431
DE*	EURIZON CAPITAL SGR - MULTIASSET STRATEGIA FLESS OTT 2023	0	9.696	9.696
DE*	EURIZON CAPITAL SGR - MULTIASSET VALUTARIO DICEMBRE 2023	0	7.345	7.345
DE*	EURIZON CAPITAL SGR - MULTIASSET VALUTARIO MARZO 2024	0	10.318	10.318
DE*	EURIZON CAPITAL SGR - MULTIASSET VALUTARIO OTTOBRE 2023	0	15.485	15.485
DE*	EURIZON CAPITAL SGR - OPPORTUNITY SELECT LUGLIO 2021	0	27.927	27.927
DE*	EURIZON CAPITAL SGR - PIR ITALIA AZIONI	0	6.329	6.329
DE*	EURIZON CAPITAL SGR - PROGETTO ITALIA 40	0	120.380	120.380
DE*	EURIZON CAPITAL SGR - PROGETTO ITALIA 70	0	994.340	994.340
DE*	EURIZON CAPITAL SGR - TOP SELECTION CASCITA DICEMBRE 2023	0	1.062.970	1.062.970
DE*	EURIZON CAPITAL SGR - TOP SELECTION CRESCITA MAGGIO 2024	0	1.785	1.785
DE*	EURIZON CAPITAL SGR - TOP SELECTION CRESCITA MARZO 2024	0	3.638	3.638
DE*	EURIZON CAPITAL SGR - TOP SELECTION CRESCITA MARZO 2024	0	2.773	2.773
DE*	EURIZON CAPITAL SGR - TOP SELECTION DICEMBRE 2022	0	178.386	178.386
DE*	EURIZON CAPITAL SGR - TOP SELECTION DICEMBRE 2023	0	7.452	7.452
DE*	EURIZON CAPITAL SGR - TOP SELECTION EQUILIBRIO MAGGIO 2024	0	2.739	2.739
DE*	EURIZON CAPITAL SGR - TOP SELECTION EQUILIBRIO MARZO 2024	0	4.174	4.174
DE*	EURIZON CAPITAL SGR - TOP SELECTION GENNAIO 2023	0	28.348	28.348
DE*	EURIZON CAPITAL SGR - TOP SELECTION MARZO 2023	0	21.337	21.337
DE*	EURIZON CAPITAL SGR - TOP SELECTION PRUDENTE DICEMBRE 2023	0	76.608	76.608
DE*	EURIZON CAPITAL SGR - TOP SELECTION PRUDENTE MAGGIO 2024	0	80.864	80.864
DE*	EURIZON CAPITAL SGR - TOP SELECTION PRUDENTE MARZO 2024	0	701	701
DE*	EURIZON CAPITAL SGR - TOP SELECTION SETTEMBRE 2023	0	1.027	1.027
DE*	EURIZON CAPITAL SGR - TOP STAR APRILE 2023	0	1.363	1.363
DE*	EURIZON CAPITAL SGR - TRAGUARDO 40 FEBBRAIO 2022	0	15.464	15.464
DE*	EURIZON CAPITAL SGR - TRAGUARDO 40 FEBBRAIO 2022	0	41.489	41.489
DE*	EURIZON CAPITAL SGR - TRAGUARDO 40 FEBBRAIO 2022	0	51.066	51.066
DE*	EURIZON CAPITAL SGR - TRAGUARDO 40 FEBBRAIO 2022	0	18.480	18.480
DE*	EURIZON CAPITAL SGR - TRAGUARDO 40 FEBBRAIO 2022	0	460	460
DE*	EURIZON CAPITAL SGR - TRAGUARDO 40 FEBBRAIO 2022	0	200.000	200.000
DE*	EURIZON CAPITAL SGR - TRAGUARDO 40 FEBBRAIO 2022	0	2.283.875	2.283.875
DE*	EURIZON CAPITAL SGR - TRAGUARDO 40 FEBBRAIO 2022	0	101.995	101.995
DE*	EURIZON CAPITAL SGR - TRAGUARDO 40 FEBBRAIO 2022	0	40.418	40.418
DE*	EURIZON CAPITAL SGR - TRAGUARDO 40 FEBBRAIO 2022	0	1.104.835	1.104.835

83942/1073

*[Handwritten signature]*

Azionisti in proprio 2.204  
Azionisti in delega: 9

Teste:



## LISTA ESITO DELLE VOTAZIONI

Oggetto: Bilancio di esercizio al 31 dicembre 2018 di Eni S.p.A. Deliberazioni relative. Presentazione Bilancio consolidato al 31 dicembre 2018, Relazioni degli Amministratori, del Collegio Sindacale e della Società di revisione.

## FAVOREVOLI

Badge	Ragione Sociale	Proprio	Delega	Totale
DE*	GID F GERET MULTIFLEX I1	0	4.762	4.762
DE*	GID FDS GERET MULTIFLEX	0	2.237	2.237
DE*	GID FONDS AVACT	0	33.680	33.680
DE*	GID FONDS AVACT 2	0	19.590	19.590
DE*	GID FONDS AVACT 3	0	4.209	4.209
DE*	GID FONDS CERACT	0	908.345	908.345
DE*	GID FONDS DLAET	0	93.290	93.290
DE*	GID FONDS GLAKOR	0	137.775	137.775
DE*	GID-FONDS GYMET	0	10.098	10.098
DE*	GID-FONDS ALAET	0	555.610	555.610
DE*	GIE ALLENZA OBBLIGAZIONARIO	0	59.588	59.588
6677	ROSICA MASSIMO	0	0	0
**D	UNION INVESTMENT INSTITUTIONAL GMBH	0	161.714	161.714
**D	UNION INVESTMENT PRIVATEFONDS GMBH	0	14.266	14.266
**D	BAYERNINVEST KAPITALVERWALTUNGSGESELLSCHAFT	0	60.814	60.814
**D	DKB EUROPA FONDS BAYERNINVEST LUXEMBOURG	0	41.139	41.139
**D	FIDELITY FUNDS SICAV	0	2.281.455	2.281.455
**D	FIDELITY FOC VALUE UNCONSTRAINED	0	206	206
**D	BAYVX 52 FONDS	0	305.756	305.756
**D	DEKA MASTER HASK I	0	189.498	189.498
**D	DEKA-RAS	0	17.953	17.953
**D	BAYVX 84 FONDS	0	42.296	42.296
**D	MASTERFONDS BANPHUS	0	76.134	76.134
**D	WHOLESALE UNIT TRUST GLOBAL SHARES F 3	0	21.752	21.752
**D	FCP AFER ACTIONS EURO	0	3.299.332	3.299.332
**D	FCP AFER ACTIONS RESERVE EUROPE	0	1.089.280	1.089.280
**D	CAISSE DES DEPOSES ET CONSIGNATIONS	0	136.088	136.088
**D	CAISSE DES DEPOSES ET CONSIGNATIONS	0	11.404.476	11.404.476
**D	FONDS DE RESERVE POUR LES RETRAITES	0	7.301.331	7.301.331
**D	CAPACITY FONDS INSTITUTIONEL-ACTIONS ETRANGERES FIB	0	6.457	6.457
**D	CAPACITY FONDS INSTITUTIONEL ACTIONS ETRANGERES	0	22.096	22.096
**D	MOMENTUM INVESTMENT FONDS SICAV-SIF	0	53.072	53.072
**D	BVK PERSONALVORSORGE DES KANTONS ZURICH	0	91.770	91.770
**D	NFS LIMITED TRAFALGAR COOXY ADMIRAL	0	345.974	345.974
**D	DEKA EURO ISTOXX EX FIM DIVIDE UCITS ETF	0	31.301	31.301
**D	BEROLINARANT DEKA	0	216.079	216.079
**D	DEKA INVEST GMBH RE DEKA-PB DEFENSIV	0	7.200	7.200
**D	DEKA INVEST DIVIDENDENSTRATEGIE	0	7.293	7.293
**D	DEKA INVESTGMBH SE MSCI EUROPE LC UCITS	0	785.600	785.600
**D	DEKA INV. GMBH DEKA MSCI EUROPE UCITS ET	0	14.358	14.358
**D	DEKA INV. GMBH RE DEKA ST.EUR.50 UCI ETF	0	120.402	120.402
**D		0	21.347	21.347

03/04/2019

## LISTA ESITO DELLE VOTAZIONE

Oggetto: Bilancio di esercizio al 31 dicembre 2018 di Eni S.p.A. Deliberazioni relative. Presentazione Bilancio consolidato al 31 dicembre 2018. Relazioni degli Amministratori, del Collegio Sindacale e della Società di revisione.

## FAVOREVOLI

Badge	Ragione Sociale	Proprio	Delega	Totale
**D	DEKA INVEST. RE DEKA-DIVIDENDDISCOUNT	0	3.200	3.200
**D	DEKA INVEST GMBH RE BALANCE DYNAMISCH	0	14.100	14.100
**D	DEKA INVESTMENT MBH RE FREKE	0	19.000	19.000
**D	DEKA INVEST DEKA EURO STOXX 50 - UCITS	0	1.158.447	1.158.447
**D	DEKA INVEST RE DEKA-EUROLAND BALANCE	0	733.250	733.250
**D	DEKA INVEST RE/DEKAFUTUR-STRAG	0	22.600	22.600
**D	DEKA INVEST RE/DEKAFUTUR-WRCHSTUM	0	1.800	1.800
**D	DEKA INVESTMENT GMBH RE DEKAFUTUR-CHANCE	0	14.300	14.300
**D	DEKA INVESTMENT GMBH RE DEKA-RR 100	0	39.000	39.000
**D	DEKA INVEST GMBH RE DEKA-BR 85	0	338.706	338.706
**D	DEKA INVESTMENT GMBH RE DEKA-BR 75	0	86.181	86.181
**D	DEKA INVESTMENT GMBH RE DEKA-BR 55	0	19.405	19.405
**D	DEKA INVESTMENT GMBH RE DEKA-BR 35	0	8.171	8.171
**D	DEKA INVEST GMBH RE SIGMA PLUS BALANCED	0	44.853	44.853
**D	DEKA INVEST - KOMUNAL BUNDLAND BALANCE	0	7.140	7.140
**D	DEKA INVEST RE SIGMA PLUS KONSERVATIV	0	244.590	244.590
**D	DEKA INVESTMENT GMBH RE DEKA-BASIS	0	12.415	12.415
**D	DEKA INVEST GMBH RE DEKA-BAV-FONDS	0	12.000	12.000
**D	DEKA INVESTMENT GMBH RE DEKASPEZIAL	0	61.231	61.231
**D	DEKA INVESTMENT GMBH RE DEKA-DIVIDEND VA	0	23.000	23.000
**D	DEKA INVESTMENT GMBH RE DEKA-MULTIASSET INCOME	0	200.000	200.000
**D	WESTPAC WHOLESAL E UNHEGDED INTERNATIONAL SHARE TRUST	0	250.000	250.000
**D	ROBECO GLOBAL IM CONSERVATIVE EQUITIES F	0	72.217	72.217
**D	BT WHOLESAL E MULTI MANNING INTL SHARE FUND	0	16.348	16.348
**D	WSPF INTERNATIONAL EQUITIES TRUST	0	28.969	28.969
**D	MANAGED PORTFOLIO SERIES INTERNATIONAL SHARES FUNDI	0	99.670	99.670
**D	DEKA INVESTMENT GMBH RE DEKA-EUROFABOND	0	11.280	11.280
**D	DEKA INVEST GMBH RE A-VSA-FONDS	0	234.995	234.995
**D	DEKA INV GMBH RE DOMAV-ICR-FUNDMASTER	0	91.732	91.732
**D	DEKA INTERNATIONAL S.A. RE DEKA-PARTIEN E	0	36.977	36.977
**D	AVIVA LIFE & PENSIONS UK LIMITED	0	8.675	8.675
**D	UNIVERSITIES SUPERANNUATION SCHEME	0	224.201	224.201
**D	DEKA INTERNATIONAL S.A. RE HASPA MU	0	335.845	335.845
**D	INT FUND MANAG SA RE HASPA MULTIINVEST C	0	49.080	49.080
**D	INTERNATIONAL FUND MANAGEMENT S.A. RE STRATEGIECONCEPT VM BC	0	41.020	41.020
**D	DEKA INTL S.A GLOBALE AKTIEM LOWRISK	0	86.300	86.300
**D	DEKA INVEST MBH VITUS FIRST VALUE FONDS	0	1.051.985	1.051.985
**D	DEKA INVEST RE DEKA TRUST BALANCED-FONDS	0	124.000	124.000
**D	DEKA A-DIM-NETZLAR-FONDS	0	65.236	65.236
**D	DEKA A-DIM-NETZLAR-BAIANCED-FONDS	0	8.350	8.350
**D	DEKA INVESTMENT GMBH RE ADW-FONDS	0	9.150	9.150
**D		0	7.860	7.860

Pagina 5

19  
3.195Azionisti  
Azionisti in proprio: 3.204 Tese: 9 Azionisti in delega:

83942/1015

## LISTA ESITO DELLE VOTAZIONE

Objetto: Bilancio di esercizio al 31 dicembre 2018 di Eni S.p.A. Deliberazioni relative, Presentazione Bilancio consolidato al 31 dicembre 2018. Relazioni degli Amministratori, del Collegio Sindacale e della Società di revisione.

## FAVOREVOLI

Badge	Regione Sociale	Proprio	Delega	Totale
**B	DEKA INV GMBH RE FIDELITAS FUNDMASTER 8	0	20.932	20.932
**D	DEKA INVEST GMBH DRUPA-FONDS	0	3.398	3.398
**D	DEKA INVEST RE A-CRISPINUS FOND	0	5.000	5.000
**D	DEKA INVESTMENT GMBH RE AWB-ES-FONDS	0	5.007	5.007
**D	DEKA INVESTMENT GMBH RE DOHAMUN-FONDS DER INK EU DORTMUND	0	2.802	2.802
**D	DEKA FUNDMASTER INVESTMENTGESELLSCHAFT M	0	6.334	6.334
**D	DEKA A-DOR-FONDS	0	44.687	44.687
**D	DEKA INVEST RE INTER-ESSEN-FONDS	0	8.207	8.207
**B	DEKA INVESTMENT GMBH RE DEKA FSG FOMES	0	11.752	11.752
**B	DEKA INVESTMENT GMBH RE SAPHIR-FONDS	0	7.955	7.955
**D	DEKA FOND INVESTMENT RE/ A-HORCH-FONDS	0	173.100	173.100
**D	DEKA INVEST GMBH RE BODENSEE-FONDS	0	1.700	1.700
**D	DEKA INVESTMENT GMBH RE DEKA-BR 20	0	1.408	1.408
**D	DEKA INVEST MAULERON-STROMBERG-FONDS	0	13.500	13.500
**D	DEKA INVEST RE KONNIGL-TOT-BALANCED -FO	0	12.500	12.500
**D	DEKA INVESTMENT GMBH RE VER 03-FONDS	0	5.254	5.254
**D	DEKA INVE GMBH RE DEKA-PRIVATVORSORGE AS	0	85.000	85.000
**D	DEKA INVEST GMBH RE AGR DEKA	0	17.575	17.575
**D	DEKA INV. GMBH RE ROLAND MASTERFONDS	0	7.180	7.180
**D	DEKA INVESTMENT GMBH RE A ABAL 91 FONDS	0	65.000	65.000
**D	DEKA INV. GMBH RE BAUTZEN FUNDMASTER	0	3.162	3.162
**D	DEKA INVESTMENT GMBH RE PENSIONS-FONDS MA	0	12.500	12.500
**D	DEKA INVESTMENT GMBH RE A-SKGO-FONDS	0	5.300	5.300
**D	DEKA INVESTMENT GMBH RE LANDSBERG-FONDS	0	24.000	24.000
**D	DEKA INVESTMENT GMBH RE A-ASD FONDS	0	60.000	60.000
**D	DEKA INVESTMENT GMBH RE A-AMISIA-FONDS	0	22.000	22.000
**D	DEKA INVESTMENT GMBH RE A-ASK FULDA-FOND	0	4.530	4.530
**D	DEKA INVESTMENT GMBH RE S BROKER 1 FONDS	0	3.650	3.650
**D	DEKA INVESTMENT GMBH RE A WITTING LCR F	0	919	919
**D	DEKA INVEST. GMBH RE HUEPPEZE GLOBAL	0	2.048	2.048
**D	DEKA INVESTMENT GMBH RE DEKA BIV-B	0	16.400	16.400
**D	DEKA INVEST. A-NORDHAUSEN 2-FONDS	0	13.350	13.350
**D	DEKA INVEST. GMBH RE A-HAM-FONDS	0	17.407	17.407
**D	DEKA INVESTMENT GMBH RE BRODO INVEST	0	7.166	7.166
**D	DEKA INV. RE A-STENDALER-ROLANDFONDS I	0	24.907	24.907
**D	DEKA INVESTMENT GMBH RE A-JADE-FONDS	0	40.000	40.000
**B	VGW POOL-FONDS PA1	C	20.000	20.000
**B	DEKA VALDE PLUS	C	90.000	90.000
**D	RAGS-FUNDMASTER	C	73.825	73.825
**D	INTERNATIONAL FUND MANAGEMENT S. A. RE IF	0	20.769	20.769
**D		0	500.000	500.000

00  
00  
00  
4  
2  
1076

LISTA ESITO DELLE VOTAZIONE

Oggetto: Bilancio di esercizio al 31 dicembre 2018 di Eni S.p.A. Deliberazioni relative. Presentazione Bilancio consolidato al 31 dicembre 2018. Relazioni degli Amministratori, del Collegio Sindacale e della Società di revisione.

FAVOREVOLI

Badge	Regione Sociale	Proprio	Delega	Totale
**D	INTERNATIONAL FUND MANGEMENT S.A. RE LFM	0	165.000	165.000
**D	INTERNATIONAL FUND MANGEMENT S.A. RE GLO	0	4.300	4.300
**D	DEKA INTERNATIONAL S.A. RE DEKA PRIVATE	0	800	800
**D	DEKA INTERNATIONAL S.A. RE DEKA-NACHHALTIGKEIT BALANCE CF	0	13.432	13.432
**D	DEKA INTERNATIONAL S.A. RE DEKA-EURO PAGARANT	0	461.841	461.841
**D	DEKA INTERNATIONAL S.A. RE DEKALOX-GLOBA	0	100.000	100.000
**D	DEKA INTERNATIONAL S.A. RE DEKA-EUROSTOC	0	523.531	523.531
**D	INTERNATIONAL FUND MANGEMENT S.A	0	10.251	10.251
**D	DEKA INTERNATIONAL S.A. RE DEKA-EUROPAVA	0	45.924	45.924
**D	DEKA INTERNATIONAL S.A. RE DEKALOX-EUROPA	0	220.000	220.000
**D	STICHTING PENSIOENFONDS VOOR HOIERTSEN	0	113.720	113.720
**D	AVIVA INVESTORS INVESTMENT FUNDS ICVC AVIVA INVESTORS INTERNATIONAL INDEX TRACK	0	63.894	63.894
**D	REGIME DE RETRAITE DES COLS BLEUS VILLE	0	72.579	72.579
**D	HEXAVEST EUROPE FUND	0	825.358	825.358
**D	GENUS DIVIDEND EQUITY FUND	0	119.100	119.100
**D	FUT15 FONDS INDUSTRIELLE ALLIANCE	0	9.200	9.200
**D	FONDS DE SOLIDARITE DES TRAV.QUEBEC FTQ	0	179.034	179.034
**D	BOMBARDIER TRUST(CANADA) GLOBAL EQUIT FD	0	51.834	51.834
**D	THE BOMBARDIER TRUST (UK)	0	36.812	36.812
**D	CIDEL BANK & TRUST INC AS TRUSTEE	0	8.754	8.754
**D	HEXAVEST UNCONSTRAINED VAL FD	0	7.673	7.673
**D	BAYERNINVEST KAPITALVERWALTUNGSGESSELLSCHAFT MBH	0	1.545.244	1.545.244
**D	BERNISCHE PENSIONSKASSE	0	338.452	338.452
**D	FCP LBPRAM AVENIR EURO	0	9.155	9.155
**D	FCP LBPRAM ACTIONS VALUE EURO	0	976.371	976.371
**D	FCP LBPRAM ACTIONS EURO LARGE CAP	0	191.560	191.560
**D	FCP FEDERIS IRC ACTIONS	0	193.788	193.788
**D	FCP LBPRAM DIVERSIFIE FOCDS OBLIG 3 5	0	16.113	16.113
**D	FCP CAP SERENITE	0	480	480
**D	HUMANIS GESTION D'ACTIFS ATM: OLIV	0	11.946	11.946
**D	FCPE HENKEL DVSP INT EXP	0	763	763
**D	KLESIA LF ACTIONS EURO	0	100	100
**D	FCP LBPRAM IRC ACTIONS EURO MIN VAR	0	37.575	37.575
**D	FCP TOCQUEVILLE ULYSSE	0	132.981	132.981
**D	KAPITALFORENINGEN INSTITUTIONEL INVESTOR GLOBALE AKTIER	0	24.764	24.764
**D	ROBECO CAPITAL GROWTH FUND	0	796.770	796.770
**D	ROBECO UMBRELLA FUND I N.V.	0	188.131	188.131
**D	UNIVERSITE DE GENEVE	0	25.824	25.824
**D	LOMBARD ODIER FUNDS (SWITZERLAND) SA I3D	0	307.881	307.881
**D	CASSESE INTER ENTREP DE PREV PROFES CIEPP	0	168.663	168.663
**D	BEST INVESTMENT CORPORATION	0	55.305	55.305
**D	WEST-SORSHIRE PENSION FUND	0	491.378	491.378

83942/1077

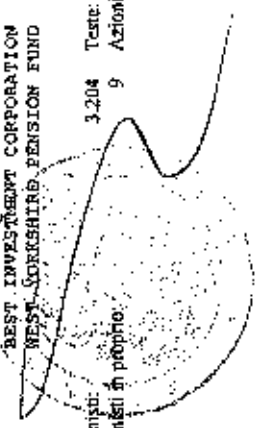
*[Handwritten signature]*

*[Handwritten signature]*

Pagina 7

19  
3.195

Azionisti in proprio: 3.204 Tesse: 9 Azionisti in delega:





LISTA ESITO DELLE VOTAZIONI

Oggetto: Bilancio di esercizio al 31 dicembre 2018 di Eni S.p.A. Deliberazioni relative. Presentazione Bilancio consolidato al 31 dicembre 2018. Relazioni degli Amministratori, del Collegio Sindacale e della Società di revisione.

FAVOREVOLI

Badge	Regione sociale	Proprio	Delega	Totale
**D	THE PRUDENTIAL ASSURANCE COMPANY LTD	0	5.330.585	5.330.585
**D	PRUDENTIAL PENSIONS LIMITED	0	137.502	137.502
**D	ACTIAM RESPONSIBLE INDEX FUND EQUITY EUR	0	657.054	657.054
**D	FCP CM-CIC EURO ACTIONS	0	180.261	180.261
**D	FCP Avenir Allizes	0	920	920
**D	FCP CM FRANCE ACTIONS	0	860.180	860.180
**D	SICAV C I P E C	0	35.500	35.500
**D	FCP UNION FRANCE	0	208.195	208.195
**D	UNION EUROPE VALUE	0	554.498	554.498
**D	FCP UNION EUROPE	0	400.173	400.173
**D	SECNAV MONT	0	55.000	55.000
**D	FCP UNION LONG SHORT EUROPE	0	13.951	13.951
**D	FCP GAILLON RENDEMENT	0	205.809	205.809
**D	FCP CIC TECHNO COM	0	73.000	73.000
**D	FCP BRONGNIART AVENIR	0	50.000	50.000
**D	FCP BRONGNIART RENDEMENT	0	240.000	240.000
**D	FCP TRANSAT PATRIMoine 2	0	120.000	120.000
**D	FCP CH RIVER LABORATOIRES FRANCE	0	2.066	2.066
**D	FCP CASUGEL	0	3.000	3.000
**D	FCP PROVENCE DIVERSIFIE	0	230	230
**D	FCP C ET A	0	1.500	1.500
**D	1262 FCP BEAR FRANCE	0	81	81
**D	SALL PACKAGING EUROPE	0	1.000	1.000
**D	FCPE AREVA ACTIONS	0	31.896	31.896
**D	APA SOLIDARITE FCP	0	1.235	1.235
**D	ACM ACTIONS PLUS	0	5.255	5.255
**D	ACP SCORE ACTIONS	0	3.993	3.993
**D	FCP TVN 2018	0	1.000	1.000
**D	FCP FAMILLE FERRARO	0	1.000	1.000
**D	DIVINE PROVIDENCE JMK	0	949	949
**D	FCP PRCGH FINANCE	0	1.000	1.000
**D	FCP DOSKONIEV	0	2.000	2.000
**D	FCP CASIMIRI	0	700	700
**D	FCP PSGH	0	10.000	10.000
**D	FCPE FCP OCP	0	11.000	11.000
**D	FLONADA	0	11.000	11.000
**D	BARCLAYS FRANCE 30-70	0	5.520	5.520
**D	FCPE AI DIVERSIFIE	0	720	720
**D	SCORE CRIUS	0	5.000	5.000
**D	FCP SEBOBIA	0	1.795	1.795
**D		0	1.500	1.500
**D		0	2.000	2.000

03  
03  
03  
42/1018

LISTA ESITO DELLE VOTAZIONE

Oggetto: Bilancio di esercizio al 31 dicembre 2018 di Eni S.p.A. Deliberazioni relative. Presentazione Bilancio consolidato al 31 dicembre 2018, Relazioni degli Amministratori, del Collegio Sindacale e della Società di revisione.

FAVOREVOLI

Badge	Ragione Sociale	Proprio	Delega	Totale
**D	F F M 26	0	1.469	1.469
**D	FCP C.A.A.A. 63	0	716	716
**D	FCP DEM DIVERSIFICATION	0	643	643
**D	FCP SCORE IMPALA	0	1.334	1.334
**D	FCP PRIEURS MARQUET	0	1.697	1.697
**D	LV INVEST	0	4.400	4.400
**D	RE FAMILY	0	764	764
**D	BOINCARE II	0	3.500	3.500
**D	FCP SCORE THARRY	0	606	606
**D	FCP SCORE SAINT JOSEPH	0	575	575
**D	FCP SCORE FILLAUD	0	849	849
**D	FCP SCORE ORMESSON	0	2.320	2.320
**D	FCP SCORE M O	0	643	643
**D	FCP SCORE GALIEN	0	2.831	2.831
**D	FCP SCORE AMEX	0	1.776	1.776
**D	FCP SCORE AD BESANCON	0	1.992	1.992
**D	FCP PIPE LINE SUP EUROPEEN	0	2.030	2.030
**D	FCP PATRIMOINE PLACEMENT 5	0	2.036	2.036
**D	FCP PATRIMOINE PLACEMENT 3	0	2.174	2.174
**D	FCP PATRIMOINE PLACEMENT 2	0	653	653
**D	MONSANTO ACTIONS	0	2.290	2.290
**D	LEXMARK DYNAMIQUE	0	3.130	3.130
**D	FCP GUTENBERG	0	2.377	2.377
**D	FCP GROUPE FORG FRANCE	0	2.648	2.648
**D	FCP GESTION PLACEMENT 1	0	743	743
**D	1515 FCP GERARD PERRIER	0	1.180	1.180
**D	1448 FCPE GE FACTOFRANCE	0	3.000	3.000
**D	PRESCALE DIVERSIFIE	0	6.480	6.480
**D	1584 FCP FERTILISODEBO	0	3.209	3.209
**D	FCP EDROP ASSISTANCE DIVERSIFIE	0	1.020	1.020
**D	FCP ESSO DIVERSIFIE	0	40.000	40.000
**D	FCP EPSON FRANCE DIVERSIFIE	0	3.000	3.000
**D	FCP CRYOSTAR FRANCE	0	452	452
**D	FCP BROUARDEL AVENIR	0	8.000	8.000
**D	FCP JPA	0	4.200	4.200
**D	FCP OFFENSIF AIR LIQUIDE EXPANS	0	8.843	8.843
**D	FCPE FORCIL	0	11.110	11.110
**D	FCPE CONVERGENCE ACTIONS EUROPE	0	200	200
**D	FCP CONGREGATION DES SOEURS DE LA CROIX	0	373	373
**D	FAWEM_F	0	1.091	1.091
**D	LES BAYESES	0	1.100	1.100
**D	FCPE GROUPE SAMSS	0	8.008	8.008

83942/1019

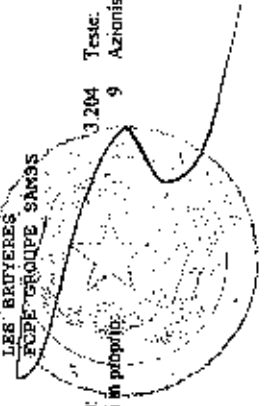
*[Handwritten signature]*

*[Handwritten signature]*

Pagina 9

19  
3.195

Azionisti: 3.204 Teste.  
Azionisti in delega: 9



LISTA ESITO DELLE VOTAZIONE

Oggetto: Bilancio di esercizio al 31 dicembre 2018 di Eni S.p.A. Deliberazioni relative, Presentazione Bilancio consolidato al 31 dicembre 2018, Relazioni degli Amministratori, del Collegio Sindacale e della Società di revisione.

FAVOREVOLI

Ragione Sociale	Proprio	Delega	Totale
**D FCF ASSOC GROUPE SAINT SAGVEOR	0	1.782	1.782
**D FCF 6347	0	1.527	1.527
**D FCF PYRENEES GLOBAL	0	4.696	4.696
**D SICAV METISS	0	7.100	7.100
**D FCF EPTA	0	3.317	3.317
**D FCF ARPEGE ACTIONS	0	20.500	20.500
**D FCF SCORE M A R S	0	83	83
**D FCFE ACCOR DIVERSIFIE	0	3.593	3.593
**D FCF SCORE SIGMA	0	3.810	3.810
**D FCF DAY SOLVAY	0	12.000	12.000
**D FCF SCORE SAXE	0	1.879	1.879
**D FCF SCORE 2012	0	1.129	1.129
**D ADREA DIVERSIFIE FRANICHE COMTE	0	1.054	1.054
**D FCF MARIE	0	2.467	2.467
**D FCF SAINT ABOGAST	0	1.611	1.611
**D FCF UNI 1	0	18.790	18.790
**D FCF JET SERVICES	0	5.000	5.000
**D 1504 FCF THALES AVIONICS	0	3.192	3.192
**D STAGBEL 80 20 CREDIT MUTUEL FCFE	0	5.000	5.000
**D STAGBEL 50 50 CREDIT MUTUEL FCFE	0	5.000	5.000
**D VALORACTIONS	0	18.000	18.000
**D FCFE DOFACE	0	5.000	5.000
**D FCF SCORE 520	0	692	692
**D FCF JCD FIVE	0	10.000	10.000
**D FCF TROUVU	0	217	217
**D FCFE LAGARDERE PUBLICITE AUDIO	0	412	412
**D FCF CAGNI	0	12.140	12.140
**D FCF GAILLON 130 30	0	9.645	9.645
**D FCF ES GESTION EQUILIBRE	0	131.626	131.626
**D FCF ES DYNAMIQUE	0	59.550	59.550
**D BAYERN INVEST LIBI-FONDS B. KAPITALVERWALTUNGSGESSELLSCHAFT	0	33.206	33.206
**D BAYERINVEST VECCO-FONDS B. KAPITALVERWALTUNGSGESSELLSCHAFT	0	22.142	22.142
**D FCF MAM OPTIMA 25 125	0	41.300	41.300
**D FCF MAM EUROPA SELECT	0	41.500	41.500
**D DEKA VERMOGENSMANAGEMENT GMBH AG KEFFLER	0	25.000	25.000
**D DEKA VERMUG GMBH RE PRIV BANK STRUKTUR	0	20.000	20.000
**D DEKA VERMOGENSMANAGEMENT GMBH RE LINGOHR	0	84.334	84.334
**D DEKA VERMOGENSMANAGEMENT GMBH RE LINGOHR	0	205.929	205.929
**D VIDACAIXA SAU	0	2.307.180	2.307.180
**D CAIXABANK ASSET MANAGEMENT SGIC SA	0	334.684	334.684
**D MANNING AND NAPIER FUND INC BLEND ED ASSEY MODERATE SERIES	0	1.455	1.455
**D MANNING AND NAPIER FUND INC PRO BLEND EXTENDED TERM SERIES	0	11.130	11.130

Pagina 10

Azionisti: 3.204 Teste: 19  
 Azionisti in proprio: 9 Azionisti in delega: 3.195

LISTA ESITO DELLE VOTAZIONE

Oggetto: Bilancio di esercizio al 31 dicembre 2018 di Eni S.p.A. Deliberazioni relative. Presentazione Bilancio consolidato al 31 dicembre 2018. Relazioni degli Amministratori, del Collegio Sindacale e della Società di revisione.

FAVOREVOLI

Badge	Ragione Sociale	Proprio	Delega	Totale
**D	MANNING AND NAPIER FUND INC. INTERNATIONAL SERIES	0	198.484	198.484
**D	MANNING AND NAPIER FUND INC PRO BLEND MAXIMUM TERM SERIES	0	8.820	8.820
**D	MANNING AND NAPIER FUND INC. - BLEND ED ASSET EXTENDED SERIES	0	3.245	3.245
**D	D. E. SHAW VALUE ALL COUNTRY ALPHA EXTENSION	0	608.212	608.212
**D	MANNING AND NAPIER FUND INC PRO BLEND MODERATE TERM SERIES	0	6.575	6.575
**D	ALAS INV SERVICESKONDRAN INV	0	84.263	84.263
**D	OLD WESTBURY LARGE CAP STRATEGIES FUND ATTN JUDSON K LA LONDE	0	902.667	902.667
**D	LIUNA STAFF AND AFFILIATES PENSION FUND	0	57.231	57.231
**D	LIUNA NATIONAL INDUSTRIAL PENSION FUND	0	54.789	54.789
**D	BEVESCO DEPOSITARIOINVEST FUNDS	0	360.550	360.550
**D	UMB INVESTMENT PARTNERSHIP COMPANY	0	1	1
**D	M AND I FBO BANK OF THE WEST	0	9.125	9.125
**D	BRYMTCIL CGF WDEQ LA	0	29.508	29.508
**D	ES ZURICH VIDA	0	69.109	69.109
**D	FRANKLIN TEMP SINQAM GLE GRW FD	0	16.289	16.289
**D	STATE OF WISCONSIN INVESTMENT BOARD	0	3.753.127	3.753.127
**D	DESERET MUTUAL EMPLOYEE PENSION PLAN TRUST	0	50.172	50.172
**D	AUTORIDADE MONETARIA DE MACAO	0	145.670	145.670
**D	THE GOVERNMENT EMPLOYEES PENSION FUND GEPF	0	94.527	94.527
**D	SUBSIDIZED SCHOOLS P FUND MONTHERM	0	25.940	25.940
**D	WELLS TOWERS WATSON GROUP TRUST	0	26.304	26.304
**D	THE BARTFORD RETIREMENT PLAN TRUST FOR US EMPLOYEES	0	51.102	51.102
**D	POWERSHARES S AND P INT DEVELOPED LOW DEVELOPED LOW	0	6.533	6.533
**D	LEGG MASON INTERNATIONAL LOW VOLATILITY HIGH DIVIDEND ETF	0	56.381	56.381
**D	OLD WESTBURY ALL CAP ESG FUND	0	11.367	11.367
**D	INTERNATIONAL EQUITY FUND	0	154.982	154.982
**D	KAPITALFORENINGEN EMD INVEST GLOBALE AKTIER II	0	9.973	9.973
**D	KAPITALFORENINGEN EMD INVEST GLOBALE AKTIER III	0	31.905	31.905
**D	AMERICAN ELECTRIC POWER MASTER RETIREMENT TRUST	0	46.500	46.500
**D	AMERICAN ELECTRIC POWER SYSTEM RETIREE MEDICAL TRUST FOR CERTAIN UNION EMPLOYEES	0	12.329	12.329
**D	QS INTERNATIONAL EQUITY FUND	0	79.528	79.528
**D	QS GLOBAL MARKET NEUTRAL FUND	0	14.590	14.590
**D	55002 UP EUROPAEISKE AKTIER	0	300.634	300.634
**D	55041 KUP GLOBALE AKTIER IV	0	4.457	4.457
**D	QS STRATEGIC REAL RETURN FUND	0	5.776	5.776
**D	MAY INTERNATIONAL ICVC MAN DYNAMIC ALLOCATION FUND	0	5.550	5.550
**D	NON OS EQUITY MGRS PORT 4 LSV	0	132.100	132.100
**D	MEBA PENSION TRUST - DEFINED BENEFIT PLAN	0	14.400	14.400
**D	DT INTERNATIONAL STOCK INDEX FUND	0	127.230	127.230
**D	GREAT WEST CORE STRATEGIES INTERNATIONAL EQUITY FUND	0	11.466	11.466
**D	ASK OGA INTL CORE EQUITY PORT FOND	0	80.120	80.120
**D	ASK OGA INTL CORE EQUITY PORT GLB 5Q FOCB	0	7.865	7.865

Pagina 11

19  
3.195

3204 Teste:  
9 Azionisti in delega.

Azionisti  
Azionisti in delega:

83942/1081

LISTA ESITO DELLE VOTAZIONI

Oggetto: Bilancio di esercizio al 31 dicembre 2018 di Eni S.p.A. Deliberazioni relative. Presentazione Bilancio consolidato al 31 dicembre 2018. Relazioni degli Amministratori, del Collegio Sindacale e della Società di revisione.

FAVOREVOLI

Ragione Sociale	Proprio	Delega	Totale
GEORGIA TECH FOUNDATION INC	0	68.434	68.434
THE BANK OF NEW YORK MELLON (INTERNATIONAL) LIMITED AS TRUSTEE FOR LIORTRUST EUROPEAN ENRANCED INCOME FUND	0	0	56.107
THE BANK OF NEW YORK MELLON (INTERNATIONAL) LIMITED AS TRUSTEE FOR LIORTRUST EUROPEAN INCOME FUND	0	152.038	152.038
LEGAL AND GENERAL UCITS ETF PLC	0	82.166	82.166
CADENCE GLOBAL EQUITY FUND LU	0	3.555	3.555
OMAN SEED HOLDINGS LLC	0	1.517	1.517
VANGUARD FTSE ALL-WORLD EX US INDEX FUND	0	4.412.634	4.412.634
VANGUARD EUROPEAN STOCK INDEX FUND	0	4.888.520	4.888.520
INVESCO STRATEGIC DEVELOPED EX-US ETF	0	53.312	53.312
WESBANK FUNDS TRUST	0	15.129	15.129
CS MILTON DK MULTI CAP INCOME FUND	0	560.553	560.553
ALAMOSA LLC	0	3.729	3.729
VY FRANKLIN INCOME PORTFOLIO	0	14.406	14.406
VY TEMPLETON FOREIGN EQUITY	0	225.380	225.380
STICHTING SPOORWESPENSIOENFONDS	0	47.665	47.665
INVESCO S AND P EUROPE 350 EQUAL WEIGHT INDEX ETF	0	15.142	15.142
WESTERN METAL INDUSTRY PENSION TRUST	0	4.423	4.423
NON US EQUITY MANAGERS PORTFOLIO 3 OFF SHORE MASTER L.P.	0	89.057	89.057
THE CONSOLIDATED EDISON PENSION PLAN MASTER TRUST	0	65.365	65.365
DEP OF SSGA NOMUS EQUITY R1	0	171.531	171.531
DEP OF SSGA NOMUS EQUITY R2	0	10.174	10.174
DEP OF SSGA NOMUS EQUITY B1	0	17.646	17.646
DEP OF SSGA NOMUS EQUITY B2	0	11.378	11.378
USEK FR ORX GLBL TAC ALL FUND	0	9.953	9.953
CENTRAL PENSION FUND OF THE INTERNATIONAL UNION OF OPERATINGENGINEERS AND PARTICIPATING EMPLOYERS	0	2.761	2.761
MINISTERS AND MISSEMS BENEFIT BAD OF AMERICAN BTST CHURCHES	0	88.954	88.954
VOYA GLOBAL HIGH DIVIDEND LOW VOLATILITY FUND	0	24.552	24.552
GRPF COL EFFE SINNA Q	0	4.170	4.170
GRANT SCHOOLS PROVIDENT FUND	0	4.900	4.900
SUBSIDIZED SCHOOLS PROVIDENT FUND	0	991	991
IQ 500 INTERNATIONAL ETF	0	23.964	23.964
PB SSGA INVL EQ TAX	0	25.989	25.989
CERVURITE INTERNATIONAL LLC	0	20.031	20.031
MARANIC II LLC	0	41.890	41.890
MIRAF FISHER FRN ESG	0	3.527	3.527
MIRAF MFS FOREIGN LARGE	0	180.909	180.909
MIRAF ARROWSTREET FOREIGN	0	143.498	143.498
USMIA GLOBAL EQUITY	0	218.171	218.171
RAILWAYS PENSION TRUSTEE COMPANY LIMITED	0	8.251	8.251
BRAF QUANT GLBL VAL EQFY	0	266.766	266.766
	0	1.433	1.433

Pagina 12

Azionisti: 3.204 Teste: 19  
 Azionisti in proprio: 9 Azionisti in delega: 3.195

LISTA ESITO DELLE VOTAZIONE

Oggetto: Bilancio di esercizio al 31 dicembre 2018 di Eni S.p.A. Deliberazioni relative. Presentazione Bilancio consolidato al 31 dicembre 2018. Relazioni degli Amministratori, del Collegio Sindacale e della Società di revisione.

FAVOREVOLI


Badge	Regione Sociale	Proprio	Delega	Totale
**D	MULTI ADVISOR FUNDS INTERNATIONAL EQUITY VALUE FUND	0	64.460	64.460
**D	INTL EQUITY FUND MONDRIAN	0	1.359.072	1.359.072
**D	DRMA LTD	0	66.728	66.728
**D	TENNESSEE VALLEY AUTHORITY	0	25.548	25.548
**D	CAMPDENNE GLOBAL EQUITY FUND LP	0	765	765
**D	CENTRAL PENSION FUND OF THE INT. UNION OF OPERATINGENGINEERS AND PARTICIPATING EMPLOYERS	0	128.494	128.494
**D	WE FAINT STATE STREET GLOBAL SERV	0	130.584	130.584
**D	CEWEX UK PENSION FUND PENSIONS DEPARTMENT	0	25.679	25.679
**D	IOWA PUBLIC EMPLOYEES RETIREMENT SYSTEM	0	91.421	91.421
**D	ALICNY BLACKROCK GBL EQUITY	0	1.908	1.908
**D	CSN CITW FD PARAMETRIC	0	7.231	7.231
**D	GLOBAL ATLANTIC BLACKROCK DISCIPLINED INTERNATIONAL CORE PORTFOLIO	0	28.843	28.843
**D	GLOBAL ATLANTIC GOLDMAN SACRSGLOBALEQUITY INSIGHTS PORTFOLIO	0	6.077	6.077
**D	FIRE AND POLICE PENSION ASSOCIATION OF COLORADO	0	44.662	44.662
**D	GSTF GABELLI GLOBAL GOLD	0	450.000	450.000
**D	ESTF GABELLI NR & I	0	61.500	61.500
**D	RWSF CIT ACWI	0	592.779	592.779
**D	RWSF CIT APE	0	818.950	818.950
**D	ARROWSTREET COLLECTIVE INVESTMENT TRUST	0	1.282.225	1.282.225
**D	BRIDGEWATER TAILORED ALL WEATHER FUND L P	0	14.250	14.250
**D	GF&F GLOBEFINTWALLCAPTR	0	149.667	149.667
**D	WILM MULTI MGR ALP FD ANALYTIC INV	0	101.700	101.700
**D	RCA AVOIRS OPCVM	0	16.428	16.428
**D	RCA AVOIRS FIA	0	988.458	988.458
**D	TEXAS UTILITIES QUAL NOT PARTNERSHIP	0	130.150	130.150
**D	FIDELITY SALEM STREET TROST FIDELITY SAI INTERNATIONAL INDEX FUND	0	3.770	3.770
**D	GS GLOBAL EQUITY FUND	0	1.304.681	1.304.681
**D	CORONATION FUND MANAGERS FTY LIMITED	0	82.036	82.036
**D	THE ALAIN LEBER FAMILY TRUST	0	11.160	11.160
**D	VANGUARD GLOBAL DIVIDEND FUND	0	20.410	20.410
**D	VIDENT INTERNATIONAL EQUITY FUND	0	1.689	1.689
**D	U S BANK NATIONAL ASSOCIATION	0	176.684	176.684
**D	USEK REGIONAL TRANSPORTATION DSEFP	0	4.081.972	4.081.972
**D	B4305 FRE S LUND SES TR FBO B LUND	0	3.662	3.662
**D	B4305 FRE M LUND REV TR	0	1.865	1.865
**D	ELIZABETH E. RIORDAN 1997 TR MANNING	0	1.674	1.674
**D	ALMEIDA FAMILY LEGACY TR MANNING	0	1.149	1.149
**D	JAMES J BRAKE 1987 TRUST MANNING	0	628	628
**D	R C DELL TRUST MANNING AND MAPLER ADV	0	2.565	2.565
**D	J S FENCIE TR-MANNING AND MAPLER SUB	0	708	708
**D	STANLEY H KEARNS 90 TR-MANNING NAP	0	1.916	1.916
**D		0	4.793	4.793

83942/1083

Pagina 13

19  
3.195

Azionisti: 3.204 Teste:  
Azionisti in proprio: 9 Azionisti in delega:



LISTA ESITO DELLE VOTAZIONI

Oggetto: Bilancio di esercizio al 31 dicembre 2018 di Eni S.p.A. Deliberazioni relative. Presentazione Bilancio consolidato al 31 dicembre 2018. Relazioni degli Amministratori, del Collegio Sindacale e della Società di revisione.

FAVOREVOLI

Badge	Ragione Sociale	Proprio	Delega	Totale
**D	DEBORAH A. SCHMIDT REV TR-MANNING	0	782	782
**D	FARCELLI FDN, INC. (SPECIALJ-MANNING	0	1.475	1.475
**D	THE MALUTH FAMILY TRUST-MANNING-SUB	0	706	706
**D	BHRAWATY HOLDINGS, LLC-MANNING INTL	0	638	638
**D	OLIVE MC CARTHY 2009 TRUST-MANNING	0	862	862
**D	CATHERINE SLARK TR MANNING AND NAPIER	0	728	728
**D	TANGLIN CLAYMORE LLC MANNING	0	725	725
**D	JEFFREY S. AROWIN REV TRUST SUB	0	3.166	3.166
**D	CVE CROT 5 1 01 MANNING	0	3.152	3.152
**D	CJB CROTT II 11 27 06 MANNING	0	1.660	1.660
**D	CJB FAMILY TR 06-15-00-MANNING	0	1.742	1.742
**D	BARBARA S BLDHM REV TR MANNING INTL	0	705	705
**D	OPTS FINANCIAL LLC MANNING AND NAPIER	0	4.229	4.229
**D	L S BOONANNO MANNING AND NAPIER	0	984	984
**D	L BOONANNO TR TEMPLE SMITH SR M AND N	0	1.919	1.919
**D	WILLIAM FOOTE 95 TR MANNING AND NAPIER	0	849	849
**D	THOMAS C GAPOTIS REV TR MANNING	0	880	880
**D	GOLDER 2007 FAM TR MANNING AND NAPIER	0	1.328	1.328
**D	GRUSECKI NEXGER LLC MANNING AND NAPIER	0	674	674
**D	PATRICK R HANS MANNING AND NAPIER	0	513	513
**D	J HANSEN REV TR 4 29 81 MANNING	0	1.997	1.997
**D	J MCCARTNEY 12-30-87 MANNING-NAPIER	0	1.292	1.292
**D	G MCLACHLAN DECL TR-MANNING-NAPIER	0	1.051	1.051
**D	JOHN M MC DOROUGH IRAR MAN AND NAPIER	0	710	710
**D	MORRIS 1992 GIFT TR FOR ELLEN M AND N	0	2.105	2.105
**D	QUIGG VENTURES LLC MANNING AND NAPIER	0	824	824
**D	POND 2007 FAMILY TRUST MANNING SUB	0	755	755
**D	A BERGDOLL REV TR MANNING AND NAPIER	0	747	747
**D	U S BANK NATIONAL ASSOCIATION	0	33.119	33.119
**D	1135 APG DME STOCK SEL	0	4.105.961	4.105.961
**D	1145 APG DME NUMERIC	0	1.139.040	1.139.040
**D	1171 APG DME CCL	0	951.900	951.900
**D	1253 APG DME CORE EO	0	6.233.500	6.233.500
**D	1256 APG DME ENERGY	0	3.281.000	3.281.000
**D	2048 APG DME IACM GL	0	720.924	720.924
**D	2049 APG DME ARROWST	0	2.968.970	2.968.970
**D	SSGA GLOBAL TEMC STRAT POOL	0	5.534	5.534
**D	THE MANUFACTURERS LIFE INSURANCE COMPANY	0	149.873	149.873
**D	WF FIRST CLEARING LLC	0	15.785	15.785
**D	PANAGORA RISK FARTY MULTI ASSET MASTER FUND LTD	0	40.533	40.533
**D	JULIES M LASER MANNING AND NAPIER	0	683	683
**D	PAUL ARTHUR BOWDER PAGE LEIGH BOWDOR JT TEN	0	711	711

00 394 2/1086

LISTA ESITO DELLE VOTAZIONE

Oggetto: Bilancio di esercizio al 31 dicembre 2018 di Eni S.p.A. Deliberazioni relative. Presentazione Bilancio consolidato al 31 dicembre 2018. Relazioni degli Amministratori, del Collegio Sindacale e della Società di revisione.

FAVOREVOLI

Ragione Sociale	Proprio	Delega	Totale
**D UNIVERSITY OF WISCONSIN	0	70.029	70.029
**D THE BANK OF NEW YORK MELLON EMPLOYEE BENEFIT COLLECTIVE INVESTMENT FUND PLAN	0	2.060.339	2.060.339
**D BNYM EB DYNAMIC GWTH MCM	0	139.509	139.509
**D CP DV INTERNATIONAL STOCK INDEX FUND	0	110.722	110.722
**D CF DV DYNAMIC GROWTH FUND	0	29.100	29.100
**D PRINCIPAL FUNDS INC DIVERSIFIED REAL ASSET FUND	0	188.992	188.992
**D PHILADELPHIA GAS WORKS PENSION PLAN	0	3.601	3.601
**D FIRST STATE INVESTMENTS ICVC FIRST STATE DIVERSIFIED GROWTH FUND	0	2.505	2.505
**D VAERDIPARENDEN SPARINVEST INDEX GLOBALE AKTIER ETIK KL ID SPARINVEST	0	8.200	8.200
**D SAN FRANCISCO CITY AND COUNTY EMPLOYEES RETIREMENT SYSTEM	0	280.053	280.053
**D SWITCHING DEPOSITARY APG DEVELOPED MARKETS EQUITY POOL	0	551.242	551.242
**D THE COMMONWEALTH FUND	0	1.536	1.536
**D THE UNIVERSITY COURT OF THE UNIVERSITY OF GLASGOW	0	15.522	15.522
**D BRIDGE BUILDER INTERNATIONAL EQUITY FUND	0	95.619	95.619
**D BCT POOLED INVESTMENT FUND SERIES DYNAMIC EUROPEAN EQUITY FUND	0	319.945	319.945
**D BCT POOLED INVESTMENT FUND SERIES SMARTEUROPEAN EQUITY FUND	0	27.962	27.962
**D IVM PROSHARES MSCI ACWI INDEX FUND	0	5.640	5.640
**D U S BANK NATIONAL ASSOCIATION	0	38.272	38.272
**D AARP FOUNDATION	0	7.820	7.820
**D AARP INSURANCE PLAN	0	9.936	9.936
**D VANECK VECTORS UCITS ETF8 PLC	0	505	505
**D SAN DIEGO COUNTY EMPLOYEES RETIREMENT ASSOCIATION	0	46.599	46.599
**D JOHN D. SPEARS REVOCABLE TRUST	0	61.500	61.500
**E CAROL SPEARS TRKF350602 JOHN SPEARS	0	1.975	1.975
**D JOHN O SPEARS GRAT 1 DTD 2 20 2009 EBONARA SPEARS	0	5.225	5.225
**D JOHN SPEARS GRAT 1 DTD	0	11.225	11.225
**D FOREST FOUNDATION	0	443	443
**D SEQUOIA FOUNDATION	0	89	89
**D STEWARDSHIP FOUNDATION	0	1.916	1.916
**D MFR TROST NUMBER ONE	0	293	293
**D 1975 IRREV TRUST OF C D WEYERHAEUSER	0	3.351	3.351
**D COW 73 IRR PARA GL	0	1.088	1.088
**D R 3 MELLON INTERNATIONAL FUND	0	76.357	76.357
**D TEMPLETON GLOBAL BALANCED FUND	0	396.243	396.243
**D VY TEMPLETON GLOBAL GROWTH PORTFOLIO	0	118.583	118.583
**D AZL NEJ INTERNATIONAL VALUE FUND	0	9.030	9.030
**D PNC GBL OMNIBUS CUSTODY	0	210	210
**D POWERSHARES S AND P INTERNATIONAL DEVELOPED HIGH DIVIDEND LOW VOLATILITY PORTFOLIO	0	6.391	6.391
**D BMO FBO ST IQVTS CARPENTERS TEMPLETON	0	159.877	159.877
**D NOM US EQUITY MANAGERS PORTFOLIO 1 SERIES	0	38.471	38.471
**D NEB ST CUMULOS VALUE	0	31.560	31.560
**D NKE SP VALUE AKTIER	0	379.131	379.131

00 03 94 2/1085

Pagina 15

19  
3.195  
Azionisti in delega:  
Teste:

3.204  
19  
Azionisti in proprio:



## LISTA ESITO DELLE VOTAZIONE

Oggetto: Bilancio di esercizio al 31 dicembre 2018 di Eni S.p.A. Deliberazioni relative. Presentazione Bilancio consolidato al 31 dicembre 2018. Relazioni degli Amministratori, del Collegio Sindacale e della Società di revisione.

## FAVOREVOLI

Badge	Ragione Sociale	Proprio	Delega	Totale
**D	NXB SII EUROPE VALUE	0	66.158	66.158
**D	NXB SII GLOBAL AKTIER MIN RISKIO	0	21.259	21.259
**D	NXB SI VALUE EUROPA	0	249.275	249.275
**D	BLACKROCK COMMODITY STRATEGIES FOND OF BLACKROCK FUNDS	0	41.278	41.278
**D	AJP RAP SI II VALUE AKTIER	0	31.275	31.275
**D	EMPLOYEES RETIREMENT SYSTEM OF TEXAS	0	302.189	302.189
**D	CUGGENHEIM WORLD EQUITY INCOME FD	0	41.800	41.800
**D	GVFT SERIES D WORLD EQUITY INC SER	0	67.700	67.700
**D	EMPLOYEES RETIREMENT SYSTEM OF TEXAS	0	451.455	451.455
**D	DEUTSCHE XTRKS NSCI ALL WORLD MBG	0	12.310	12.310
**D	EMPLOYEES RETIREMENT SYSTEM OF TEXAS	0	209.290	209.290
**D	EMPLOYEES RETIREMENT SYSTEM OF TEXAS	0	134.000	134.000
**D	BOK MCM DM FFO	0	96.889	96.889
**D	BOK KIC GAEL16	0	125.840	125.840
**D	NN FFINV NN PREMIUM DIVIDEND FUND	0	82.113	82.113
**D	ING PARAPROFONDS I N.V.	0	525.070	525.070
**D	AGRIIT KAI RUMBLINE BAFE THE ANCHITOCESSE OF HARTFORD INVESTMENT TRUST	0	1.695	1.695
**D	RECD RPMT PAB RUMBLINE LAFE	0	1.304	1.304
**D	ALASKA PERMANENT FUND CORPORATION	0	739.122	739.122
**D	POWERSHARES S AND P GLOBAL EX CANADA HIGH DIVIDEND LOW VOLATILITY INDEX ETF	0	7.546	7.546
**D	PUBLIC EMPLOYEES RETIREMENT SYSTEM OF MISSISSIPPI	0	378.099	378.099
**D	IQ GLOBAL RESOURCES ETF	0	39.074	39.074
**D	PS FTSE LO BT EQ WT PORT	0	7.378	7.378
**D	NATWEST DEP SPF EUROPE EQ SSGA	0	57.416	57.416
**D	THE SOLTANATE OF OMAN MINISTRY OF DEFENCE PENSION FUND	0	65.100	65.100
**D	GRAMA EMIRATES INVESTMENTS LLC	0	5.417	5.417
**D	GREATLINK SUPREME IFTTECH	0	341	341
**D	CEP DEP IP EUROPEAN EQUITY	0	30.165	30.165
**D	CEP DEP IP GLOBAL EX UK ENHAN IND	0	4.343.984	4.343.984
**D	CEP DEP IP EUROPEAN EQTY INCOME	0	5.764	5.764
**D	CEP DEP IP EUROPEAN HIGH INCOME	0	898.669	898.669
**D	CEP DEP IP GLOBAL TARGETED RE FUND	0	25.065	25.065
**D	WILLINGTON MULTIMANAGER INTERNATIONAL FUND	0	751.024	751.024
**D	WILM MULTI MGR FD JO HAMBRO	0	67.305	67.305
**D	56053 IP GLOBAL EQUITIES I	0	176.800	176.800
**D	NORUS EQUITY MGRSPORT I ACADIANAN	0	156.126	156.126
**D	AST BRU GRWTH ALL ETF QMA ER&E PDEF	0	1.502	1.502
**D	PS FTSEAFI EU UCITS ETF SWYTCIL	0	106.376	106.376
**D	POWERSHARES GLOBAL FUNDS IRELAND PLC	0	3.902	3.902
**D	VAITECK VECTORS NATURAL RESOURCE ETF	0	11.597	11.597
**D	PS SP INTL DEVEL QUALITY PORTFOLIO	0	17.408	17.408
**D		0	16.279	16.279

08  
53  
60  
4  
2/1086

LISTA ESITO DELLE VOTAZIONE

Oggetto: Bilancio di esercizio al 31 dicembre 2018 di Eni S.p.A. Deliberazioni relative. Presentazione Bilancio consolidato al 31 dicembre 2018. Relazioni degli Amministratori, del Collegio Sindacale e della Società di revisione.

FAVOREVOLI

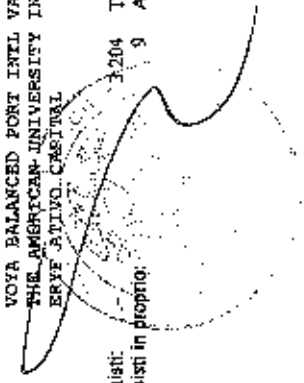
Badge	Regione Sociale	Proprio	Delega	Totale
**D	ES FTSE RAFI DEVEL MAR EX US SORT	0	425.618	425.618
**D	PUBLIC EMPLOYEES RETIREMENT ASSOCIATION OF NEW MEXICO	0	384.546	384.546
**D	BNYMTCIL GLG EUROPEAN EQ ALTER TRAD	0	75.430	75.430
**D	FT DOW JONES GLOBAL SEL DIV IND FD	0	258.392	258.392
**D	PRUDENTIAL INVESTMENT PORTFOLIOS INC PRUDENTIAL BALANCED FUND	0	5.839	5.839
**D	PRU QMA WRLD FD INC PRU INT EQTY	0	87.038	87.038
**D	PSF CONSERVATIVE BAL SORTF QMA	0	4.231	4.231
**D	PSF FLEXIBLE MANAGED PORTF QMA	0	6.450	6.450
**D	AST JPM GL THEM PORT 2 INT EME EDWB	0	144.524	144.524
**D	ADVANCED SERISS TRUST AST NEW DISCOVERY ASSET	0	59.518	59.518
**D	AST BLACK GLOBAL STRAT FT TE FDDG	0	12.932	12.932
**D	GREAT WEST INTERNATIONAL INDEX FUND	0	180.783	180.783
**D	STICHTING BEDRIJFSTAKENSFONDEN VOOR DEZOEKWERKINDJUSTISIE	0	31.509	31.509
**D	BNYMTCIL PS ST HINDLAVI UCITS ETF	0	16.999	16.999
**D	ALLSTATE LIFE INSURANCE COMPANY	0	13.587	13.587
**D	UNIT NUMERIC EUROPE CORE	0	63.580	63.580
**D	REI INTL EQUITY INDEX FUND	0	193.202	193.202
**D	ALLIANCE TRUST PLC	0	650.000	650.000
**D	BNYMTCIL LAZARD GBL MANAGED VOL FD	0	31.301	31.301
**D	BNYTD CF FURISTIMA SAFE TOTAL RTN FD	0	3.506	3.506
**D	PPI OVERSEAS FD PMC	0	102.835	102.835
**D	BNYTD CF CARLIFE GLOBAL EQ INC FUND	0	42.437	42.437
**D	CTJ RE STANLIB GLOBAL EQUITY FD AB	0	14.139	14.139
**D	CTJ RE STANLIB GLOBAL EQ AER USD	0	117.235	117.235
**D	INTERNATIONALE KAPITALANLAGESELSCHAFT MSH	0	16.440	16.440
**D	KAPITALANLAGESELSCHAFT MSH	0	49.409	49.409
**D	INTERNATIONALE KAPITALANLAGESELSCHAFT MSH	0	7.485	7.485
**D	ALASTATE INSURANCE CO BLACKROCK	0	9.893	9.893
**D	IQ 50 PERCENT HEDGED FTSE INTL ETF	0	49.789	49.789
**D	IQ 50 PERCENT HEDGED FTSE EURO ETF	0	2.446	2.446
**D	GSK TEMPLETON	0	327.322	327.322
**D	GS ACTIVE BETA INTL EQUITY ETF	0	192.929	192.929
**D	GS ACTIVEBETA EUROPE ETF	0	6.647	6.647
**D	DB FISHER INVEST	0	26.657	26.657
**D	AXA MPS FINANCIAL DAC	0	800.000	800.000
**D	BLACKROCK GLOBAL FUNDS	0	152.399	152.399
**D	DEUTSCHE XTRM MSCI EMO HDG EQ ERY	0	16.292	16.292
**D	VOYA INTERNATIONAL INDEX PORTFOLIO	0	280.639	280.639
**D	VOYA EURO STOXX 50 INDEX PORTFOLIO	0	336.345	336.345
**D	VOYA BALANCED PORT INTL VALUE	0	7.714	7.714
**D	THE AMERICAN UNIVERSITY IN CAIRO	0	3.415	3.415
**D	ERYE FALVO CAPITAL	0	11.810	11.810

83942/1087

Pagina 17

19  
3.195

Azionisti in Proprio: 3.204  
Azionisti in delega: 9



## LISTA ESITO DELLE VOTAZIONE

Oggetto: Bilancio di esercizio al 31 dicembre 2018 di Eni S.p.A. Deliberazioni relative. Presentazione Bilancio consolidato al 31 dicembre 2018. Relazioni degli Amministratori, del Collegio Sindacale e della Società di revisione.

## FAVOREVOLI

Badge	Regione Sociale	Proprio	Delega	Totale
**D	CC COL EAFE Q UM 2	0	5.400	5.400
**D	CC COL EAFE Q UM 1	0	4.200	4.200
**D	NMPT COL EAFE NMP Q	0	10.900	10.900
**D	DAEC MQ SSGA TAX	0	1.157	1.157
**D	DAEC Q SSGA INTL TC	0	4.795	4.795
**D	PSGF STATE STREET INTL EQ	0	170.844	170.844
**D	SEATTLE CITY EMPLOYEES RETIREMENT SYSTEM	0	27.188	27.188
**D	SEMPRA ENERGY PENSION MASTER TRUST	0	69.141	69.141
**D	AFVI LABOR SELECT INTL EQ	0	715.535	715.535
**D	INVESTINGSTRENGTHENING LAZARUS INVEST.	0	4.022	4.022
**D	AIF 21104 LPI ANT EUROPA II	0	210.923	210.923
**D	BLI AQUILA LIFE EUROPEAN EQUITY	0	2.148.870	2.148.870
**D	AST JPM SO CAPITAL PRESERV PDAG	0	105.574	105.574
**D	BLI ASCENT LIFE EUROPEAN	0	10.948	10.948
**D	ST PF ONILVER POS SCREENING BAREUR	0	356.800	356.800
**D	BR GLOBAL OPP PORT EQUITY SHAREVE	0	50.405	50.405
**D	BLI AQUILA LIFE MSCI WORLD FUND	0	472.787	472.787
**D	BLI AQUILA LIFE FTSE RAPI DEVELOPED	0	579.521	579.521
**D	APL RB EQ DEV NIRA	0	26.080	26.080
**D	PEI MULTI MGR EQTY LNG SHRT FD TBC	0	97.395	97.395
**D	FEI SYSTEMATEX INTERNATIONAL FD PSI	0	2.858	2.858
**D	BYWTFD FTF TEMPLETON GROWTH FUND	0	356.758	356.758
**D	BLACKROCK ALL CAP EMERGENCY RESOURCES	0	79.400	79.400
**D	DEUTSCHE XTRAKS MSCI EURO CCYHDS	0	236.066	236.066
**D	ARC RB EQ DEV KAITUS	0	8.494	8.494
**D	MVF HEALTH PLAN INC	0	4.200	4.200
**D	PONERSHARES FUREBETA FTSE DEVELOPED EX NORTHAMERICA PORTFOLIO	0	387	387
**D	MI FONDS K10 SPK	0	126.067	126.067
**D	MI FONDS K11 SPK	0	48.434	48.434
**D	MI FONDS K12 SPK	0	59.490	59.490
**D	BOA PENSION PLAN MONDRIAN	0	810.431	810.431
**D	SBSA GEPF BLACKROCK EQUITY	0	233.515	233.515
**D	ANRP FISHER INV INTL	0	29.519	29.519
**D	ATSE GOLDMAN INTL	0	43.531	43.531
**D	ROWE GT ALPHA EXT UES	0	542.610	542.610
**D	ROWE GT ACWI EX US	0	2.409.059	2.409.059
**D	ROWE GT ALPHATEXTXUS	0	91.592	91.592
**D	ROWE GT ALPHATEXTAFI	0	42.372	42.372
**D	ROWE GT ALPHATEXTXUSC	0	35.574	35.574
**D	FARMERS GROUP INC 401 K SAVINGS PLAN	0	263.746	263.746
**D	DEUTSCHE XTRAKS MSCI EAFE CLYRNG	0	894.901	894.901
**D	DVHF DIV RSK HI DIV US PQ	0	332	332

Pagina 18

Azionisti: 3.204 Teste: 19  
 Azionisti in proprio: 9 Azionisti in delega: 3.195

LISTA ESITO DELLE VOTAZIONE

Oggetto: Bilancio di esercizio al 31 dicembre 2018 di Eni S.p.A. Deliberazioni relative. Presentazione Bilancio consolidato al 31 dicembre 2018. Relazioni degli Amministratori, del Collegio Sindacale e della Società di revisione.

FAVOREVOLI

Badge	Ragione Sociale	Proprio	Delega	Totale
**D	DVHF DIV RSK HI DIV GL EQ	0	648	648
**D	DVHF PAM GLEBL STK SELCTR	0	126	126
**D	PCVF DR NON US EQUITY GT	0	23.925	23.925
**D	ASV RB EQ DEV MEMPAR	0	29.452	29.452
**D	OSX FTSE DEV EX US COMP FACTOR	0	6.643	6.643
**D	AB FOODS HEXAVEST	0	48.879	48.879
**D	FEDERATED INTERNATIONAL LEADERS FD	0	1.379.258	1.379.258
**D	CLSF TEMPLETON	0	109.736	109.736
**D	RTC EMULATION	0	19.327	19.327
**D	SAEF SCE PANAGORA QUAL	0	60.448	60.448
**D	SCEF MONDRIAN	0	183.609	183.609
**D	BOA PENSION SSGH	0	151.467	151.467
**D	SPARTAN INTL INDEX	0	4.856.155	4.856.155
**D	BELLSOUTH CORP RFA VERA TRUST	0	47.526	47.526
**D	MILLPENCIL US LP	0	4.621	4.621
**D	ECRSEG	0	109.395	109.395
**D	DREYFUS INDEX FUNDS INC DREYFUS INTERNATIONAL STOCK INDEX FOND	0	112.497	112.497
**D	BNYM INTL EQUITY INCOME FUNDO	0	342.300	342.300
**D	LFIF FISHER ASSET MGMT	0	63.213	63.213
**D	TS AND W COLLECTIVE INVESTMENT TRUST TS AND W INTERNATIONAL LARGE CAP EQUITY TRUST	0	603.400	603.400
**D	MNYF SSGA INTL EQUITY	0	12.510	12.510
**D	WHFF FISHER INVESTMENTS	0	147.195	147.195
**D	SHELL PENSION TRUST	0	72.597	72.597
**D	SHELL PENSION TRUST	0	45.846	45.846
**D	UPMC HEALTH SYSTEM TRUST	0	93.715	93.715
**D	UPMC BASIC RETIREMENT PLAN MASTER TRUST	0	54.897	54.897
**D	WF VALERO ENERGY CORP PENS PLANNER	0	161.558	161.558
**D	WF KNIGHTS OF COLUMBUS MAST TR SSGA	0	26.648	26.648
**D	WF AND CO CASH PLN MONDN INV PT	0	418.929	418.929
**D	SLI GLOBAL ABSOLUTE RET STRATEGIES	0	1.501.349	1.501.349
**D	ATIVO CAPITAL	0	19.010	19.010
**D	FIDELITY PURITAN TRUST FIDELITY LOW PRICED STOCK K6 FUND	0	483.912	483.912
**D	THE EUROPEAN CENTRAL BANK	0	111.448	111.448
**D	ARM FUNDS FLC	0	7.550	7.550
**D	GS KOREAN EQTY MASTER FD BNYMTCIL	0	78.059	78.059
**D	VIRTUS VARIABLE INSURANCE TRUST VIRTUS VARIABLE INSURANCES TRUST	0	257.423	257.423
**D	WELLINGTON DIVERSIFIED INTL	0	1.094.452	1.094.452
**D	BLACKROCK ACMI USIMI	0	920.062	920.062
**D	MONDRIAN EMERGING MARKETS EQUITY TREASURER OF THE STATE OF NORTH CAROLINA EQUITY INVESTMENT FUND POOLED TRUST	0	0	0
**D	3.335.549			3.335.549
**D	NEOP GLOBAL FUND AC	0	28.189	28.189
**D	HY FIC MASTER TRUST	0	10.101	10.101

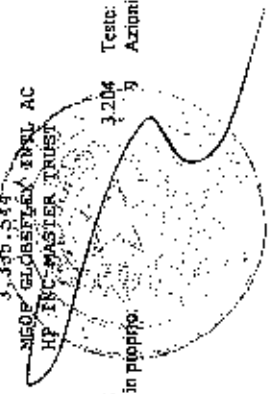
83942/1089

*[Handwritten signature]*

*[Handwritten signature]*

Azionisti:  
 Azionisti in proprio: 3.204  
 Azionisti in delega: 19  
 3.195

Pagina 19



LISTA ESITO DELLE VOTAZIONE

Oggetto: Bilancio di esercizio al 31 dicembre 2018 di Eni S.p.A. Deliberazioni relative, Presentazione Bilancio consolidato al 31 dicembre 2018, Relazioni degli Amministratori, del Collegio Sindacale e della Società di revisione.

FAVOREVOLI

Badge	Ragione Sociale	Proprio	Delega	Totale
**D	HP INC MASTER TRUST	0	231.586	231.586
**D	BEUF MCM MSCI WORLD FD	0	30.974	30.974
**D	DIODES OF VENICE PENSION PLAN AND TRUST	0	6.602	6.602
**D	MCIC VERMONT A RECIPROCAL RISK RETENTION GROUP	0	59.790	59.790
**D	PITTSBURGH THEOLOGICAL SEMINARY OF THE PRESBYTERIAN CHURCH	0	12.075	12.075
**D	PUBLIC EMPLOYEE RETIREMENT SYSTEM OF IDAHO	0	132.971	132.971
**D	PUBLIC EMPLOYEE RETIREMENT SYSTEM OF IDAHO	0	408.149	408.149
**D	PUBLIC EMPLOYEE RETIREMENT SYSTEM OF IDAHO	0	807.481	807.481
**D	CEOP LEIA ATTIVO IE	0	13.430	13.430
**D	RAYTHEON MASTER PENSION TRUST	0	168.114	168.114
**D	MINNESOTA LIFE INSURANCE COMPANY	0	50.394	50.394
**D	STICKTING BEMAAERDEN ACHMEA BELEGINGSFOONDS AIM ANW C7AF2026002	0	572.233	572.233
**D	INVENCO FUNDS	0	9.378.459	9.378.459
**D	NSNF PARA EAFE MONTI	0	19.270	19.270
**D	NSNF PARA EAFE PF 1	0	12.770	12.770
**D	NSNF PARA EAFE PF 2	0	11.784	11.784
**D	VANGUARD INTL HIGH DIV YLD INDEX FD	0	318.021	318.021
**D	CITY OF NEW YORK DEFERRED COMPENSATION PLAN	0	947.676	947.676
**D	HGHF HGHLD EQ FTRFUTM LLC	0	404.560	404.560
**D	HGHF HGHLD PBINF WLGSTN	0	223.516	223.516
**D	HGHF HGHLD EQ FRTEMPLETON	0	247.279	247.279
**D	HIGH HGHLD PBINF WLGSTN CP	0	124.917	124.917
**D	MCKINLEY CAPITAL COLLECTIVE INVESTMENT TRUST	0	30.670	30.670
**D	VANGUARD GLOBAL MIRCUM VOLILITY FUND	0	180.000	180.000
**D	BWVF VSTEC FISHER GBL EQ	0	18.194	18.194
**D	FGEE FG E QUALIFIED PARAGORA EAFE	0	51.657	51.657
**D	PGVF SSGA	0	1.358	1.358
**D	CZ ANDELEN SSGA	0	23.962	23.962
**D	ZVK DEAN SPK	0	62.000	62.000
**D	BNWTCIL RAN NUMERIC GLOBAL EQ TR	0	25.380	25.380
**D	DOW NL BRANDES	0	166.115	166.115
**D	TS AND W INTERNATIONAL LARGE CAP EQUITY FUND	0	193.500	193.500
**D	AZL INTERNATIONAL INDEX FUND	0	300.296	300.296
**D	AZL BLACKROCK GLOBAL ALLOCATIONFUND	0	1.874	1.874
**D	BGF WORLD ENERGY FD NMT RES	0	1.739.628	1.739.628
**D	BWYMTD RAMAN WORLD RECOVERY FUND	0	114.176	114.176
**D	KRESGE LA CAPITAL EAFE SOBZ	0	25.554	25.554
**D	DEUTSCHE XTRM MSCI STH EUR HOG ETF	0	1.246	1.246
**D	BNWTCIL FT EURO ALPHADEX UCITS ETF	0	132.106	132.106
**D	CASEY FP ARROWSTREET	0	31.449	31.449
**D	COUNTRY EMPLOYEES ANNUITY AND BENEFIT FUND OF COOK COUNTY	0	100.023	100.023
**D	COUNTRY EMPLOYEES ANNUITY AND BENEFIT FUND OF COOK COUNTY	0	34.610	34.610

83942/1090

LISTA ESITO DELLE VOTAZIONE

Oggetto: Bilancio di esercizio al 31 dicembre 2018 di Eni S.p.A. Deliberazioni relative. Presentazione Bilancio consolidato al 31 dicembre 2018. Relazioni degli Amministratori, del Collegio Sindacale e della Società di revisione.

FAVOREVOLI

Badge	Ragione Sociale	Proprio	Delega	Totale
**D	DRXF FRANKLIN INTL	0	109.754	109.754
**D	MSV LIFE P L C	0	96.517	96.517
**D	US BANK GOIDEMARK WORLD EX US FUND	0	36.646	36.646
**D	US BANKCHIPMAN FIRST FAMILY LPP	0	2.500	2.500
**D	US BK DUNHAM INTERNATL STOCK FUND	0	79.423	79.423
**D	USBK VALUESHARES INT QUAN VALUE EFF	0	109.940	109.940
**D	USBK BIEF WONDRAIN INVST FTFS LTD	0	2.967.150	2.967.150
**D	USBK EAGLE INTERNATIONAL STOCK FD	0	6.451	6.451
**D	USBK AHAI HUMBLINE ADVISERS	0	5.242	5.242
**D	USBK PSR6 CITY ST LOUIS ATTIVO	0	6.400	6.400
**D	USBK AMERICAN HEART ASSOCIATION INC	0	3.220	3.220
**D	LLMS LLC AND LANS LLC DEFINED BENEFIT PLAN GROUP TRUST	0	262.566	262.566
**D	LAWRENCE LIVERMORE NATIONAL SECURITY LLC AND LOS ALAMOS NATIONAL SECURITY LLC DEFINED BENEFIT PLAN GROUP TRUST	0		
	71.330	71.330		
**D	IADP WHPI FISHER INV	0	13.336	13.336
**D	IADF WELLMARK FISHER INV	0	41.020	41.020
**D	COUNTY AND MUNICIPAL GOVERNMENT CAPITAL IMPROVEMENT TRUST FUND	0	28.000	28.000
**D	ATFF TS W	0	91.400	91.400
**D	R2SF1501 GLOBAL EQ HERVEVEST	0	79.742	79.742
**D	RESY2002 NON US EQ MCDRIAN	0	357.941	357.941
**D	CYBF ATTIVO CAPITAL MGMT	0	21.500	21.500
**D	NATIONAL ELEVATOR INDUSTRY PENSION PLAN	0	109.100	109.100
**D	AP7 EQUITY FUND	0	2.867.561	2.867.561
**D	3M BRP RAFT SAFE	0	121.453	121.453
**D	LUCENT TECHNOLOGIES INC DEFINED CONTRIBUTION PLAN MASTER TRUST	0	304.806	304.806
**D	HRMF NES INSTITUTIONAL AD	0	57.893	57.893
**D	LMCG GLOBAL MULTICAP FUND	0	420	420
**D	UA LOCAL UNION OFFICERS AND EMPLOYEES PENSION FUND	0	52.398	52.398
**D	PLUMBERS AND PIPEFITTERS NATIONAL PENSION PLAN	0	124.867	124.867
**D	LUCENT TECHNOLOGIES INC MASTER PENSION TRUST	0	194.407	194.407
**D	FNPT INKA FONDS	0	63.861	63.861
**D	FNPT INKA FONDS	0	87.976	87.976
**D	GOODSE LEVEN EV	0	42.500	42.500
**D	VIRGINIA RETIREMENT SYSTEM	0	556.880	556.880
**D	VIRGINIA RETIREMENT SYSTEM	0	604.589	604.589
**D	SCA LAZARD	0	20.232	20.232
**D	CEP DEP IP EURO EX GK ENH IND FD	0	1.890	1.890
**D	INVESCO PERPETUAL GLOBAL TARGETED INCOME FUND	0	3.942	3.942
**D	ADEPT INVESTMENT MANAGEMENT PLC	0	402.575	402.575
**D	INTERNATIONALE KAPITALANLAGESELLSCHAFT MBH ACTING FOR ACCOUNT OF INKA PBEAKK	0	163.308	163.308
**D	INTERNATIONALE KAPITALANLAGESELLSCHAFT MBH ACTING FOR ACCOUNT OF INKA PBEAKK	0	5.139	5.139
**D	INTERNATIONALE KAPITALANLAGESELLSCHAFT MBH ACTING FOR ACCOUNT OF INKA PBEAKK	0	47.284	47.284

Pagina 21

Azionisti in proprio 3.204 0  
 Azionisti in delega. 19 3.195

Teste:

*[Handwritten signature]*

*[Handwritten signature]*

83942/1091

LISTA ESITO DELLE VOTAZIONI

Oggetto: Bilancio di esercizio al 31 dicembre 2018 di Eni S.p.A. Deliberazioni relative. Presentazione Bilancio consolidato al 31 dicembre 2018. Relazioni degli Amministratori, del Collegio Sindacale e della Società di revisione.

FAVOREVOLI

Badge	Ragione Sociale	Proprio	Delega	Totale
**D	ACN HEWITT COLLECTIVE INVESTMENT TRUST	0	27.505	27.505
**D	AMERICAN FUNDS GLOBAL BALANCED FUND	0	2.800.000	2.800.000
**D	CPA COP FERSRS FERSRS ACWI X US INDEX	0	272.597	272.597
**D	CPA COP FERSRS WELLINGTON COMMODITY COMMONWEALTH OF PENNSYLVANIA PUBLIC SCHOOL EMPLOYEES RETIREMENT SYSTEM	0	359.911	359.911
**D	IN8 COP TREAS PWP RUMBLINE MSCI	0	24.118	24.118
**D	ENSIEN PEAK FISHER INVESTMENTS	0	283.626	283.626
**D	LOUISIANA STATE ERS MSCI EXUS INDEX	0	209.800	209.800
**D	LOUISIANA STATE ERS MONDRIAN LG CAP	0	439.480	439.480
**D	NV PERS MELLON CAPITAL INDEX	0	739.841	739.841
**D	NV PERS SSGA SAFS INDEX PUBLIC EMPLOYEES RETIREMENT SYSTEM OF NEVADA	0	578.611	578.611
**D	NV RBYF ALLMCPRNSTH INTL EQ	0	17.743	17.743
**D	TEA BLACKROCK INC INTL	0	592.157	592.157
**D	UTC EDHEC BLACKROCK UNITED TECHNOLOGIES CORPORATION MASTER RETIREMENT	0	10.354	10.354
**D	HEINZ PENSION PLAN FT	0	314.193	314.193
**D	SRP AQR	0	2.922	2.922
**D	STATE BOARD OF ADMINISTRATION OF FLORIDA	0	17.267	17.267
**D	AST GS MULTI ASSET PORT LIQ FDRB	0	35.320	35.320
**D	POOL RE L AND G MSCI EQ	0	44.214	44.214
**D	BLL AQUIL LIFE03000 FWHN WBT INOFD	0	232.496	232.496
**D	ADVANCED SERIES TRUST AST GOLDMAN SACHS MULTI ASSET PORTFOLIO	0	91.369	91.369
**D	PENN SERIES DEV INTL INDEX FUND	0	19.106	19.106
**D	STICHTING RABOBANK PENSIONFONDS	0	208.670	208.670
**D	BMYMID RM GLOBAL HIGH ALPHA FUND	0	36.300	36.300
**D	PACIFIC LIFE FUNDS PL INTERNATIONAL VALUE FUND	0	84.217	84.217
**D	PF INTERNATIONAL LARGE CAP FUND	0	35.712	35.712
**D	BMYMID BLK NAT RES GRWTH AND INC FD	0	49.700	49.700
**D	BMYMID BLK COIT EUR EQ TRCK FD INV	0	1.596.107	1.596.107
**D	FLORIDA RETIREMENT SYSTEM	0	8.670	8.670
**D	FLORIDA RETIREMENT SYSTEM	0	189.291	189.291
**D	FLORIDA RETIREMENT SYSTEM	0	128.464	128.464
**D	BLACKROCK WORLD EX FLORIDA RET SYS	0	34.840	34.840
**D	FLORIDA RETIREMENT SYSTEM	0	572.503	572.503
**D	FLORIDA RETIREMENT SYSTEM	0	1.853.568	1.853.568
**D	ACADIAN ALL COUNTRY WORLD EX US FUND	0	26.066	26.066
**D	METROPOLITAN WATER RECLAMATION DISTRICT RETIREMENT FUND	0	32.158	32.158
**D	OPERATING ENGINEERS LOCAL 101 PENSION FUND	0	72.669	72.669
**D	PENSION FUND OF THE CHRISTIAN CHURCH DISCIPLES OF CHRIST	0	171.136	171.136
**D	PENSION RESERVES INVESTMENT TRUST FUND	0	2.466.584	2.466.584
**D	SAVANNAH RIVER NUCLEAR SOLUTIONS LLC MASTER TRUST	0	91.521	91.521
**D	EMPLOYEES RETIREMENT SYSTEM OF THE STATE OF HAWAII	0	155.669	155.669
**D	BELL ATLANTIC MASTER TRUST	0	370.316	370.316

88  
83  
89  
94  
2/1092

LISTA ESITO DELLE VOTAZIONE

Oggetto: Bilancio di esercizio al 31 dicembre 2018 di Eni S.p.A. Dell'iberazioni relative. Presentazione Bilancio consolidato al 31 dicembre 2018. Relazioni degli Amministratori, del Collegio Sindacale e della Società di revisione.

FAVOREVOLI

Badge	Regione Sociale	Proprio	Delega	Totale
**0	VEBA PARTNERSHIP MLP	0	18.100	18.100
**0	VOYA INTERNATIONAL CORE FUND	0	68.610	68.610
**0	DUKE ENERGY QUALIFIED NUCLEAR DECOMMISSIONING	0	58.430	58.430
**0	PUBLIC SCHOOL TEACHERS PENSION AND RETIREMENT FUND OF CHICAGO	0	10.606	10.606
**0	OPPENHEIMER GLOBAL REVENUE ETF	0	2.124	2.124
**0	OPPENHEIMER INTERNATIONAL REVENUE ETF	0	3.886	3.886
**0	ZOTWAREN ROBECO MANAGED	0	16.093	16.093
**0	ELECTRICAL WORKERS LOCAL NO 26 PENSION TRUST FUND	0	53.684	53.684
**0	INDIANA PUBLIC RETIREMENT SYSTEM	0	510.525	510.525
**0	INDIANA UNIVERSITY FOUNDATION SHOWALTER HOUSE	0	101.127	101.127
**0	PUBLIC EMPLOYERS RETIREMENT SYSTEM OF MISSISSIPPI	0	355.890	355.890
**0	SCHOOL EMPLOYERS RETIREMENT SYSTEM OF OHIO	0	407.321	407.321
**0	THE BANK OF NEW YORK MELLON CORPORATION RETIREMENT PLANS MASTER TRUST	0	180.178	180.178
**0	BOARD OF PENSIONS OF THE EVANGELICAL LUTHERAN CHURCH IN AMERICA	0	747.058	747.058
**0	JOHN S AND JAMES L KNIGHT FOUNDATION	0	19.460	19.460
**0	THE STATE OF CONNECTICUT ACTING THROUGH ITS TREASURER	0	354.501	354.501
**0	THE STATE OF CONNECTICUT ACTING THROUGH ITS TREASURER	0	596.740	596.740
**0	THE STATE OF CONNECTICUT ACTING THROUGH ITS TREASURER	0	22.680	22.680
**0	SOUTH CAROLINA RETIREMENT SYSTEMS GROUP TRUST	0	140.303	140.303
**0	UNC BENEFIT BOARD INC	0	367.084	367.084
**0	UPS GROUP TRUST	0	654.905	654.905
**0	INTERNATIONAL BANK FOR RECONSTRUCTION AND DEVELOPMENT	0	13.005	13.005
**0	INTERNATIONAL BANK FOR RECONSTRUCTION AND DEVELOPMENT	0	22.778	22.778
**0	INTERNATIONAL BANK FOR RECONSTRUCTION AND DEVELOPMENT	0	143.603	143.603
**0	INTERNATIONAL BANK FOR RECONSTRUCTION AND DEVELOPMENT	0	13.540	13.540
**0	PRUDENTIAL INVESTMENT PORTFOLIO 2 PRUDENTIAL QMA INTL DEVELOPED MKRTS INDEX FUND	0	6.993	6.993
**0	ENERGY INSURANCE MUTUAL LIMITED	0	49.437	49.437
**0	METROPOLITAN LIFE INSURANCE COMPANY	0	171.291	171.291
**0	CENTRAL STATES SOUTHEAST AND SOUTHWEST AREAS PENSION FUND	0	41.789	41.789
**0	LOMA PUBLIC EMPLOYERS RETIREMENT SYSTEM	0	22.485	22.485
**0	SHERIFFS PENSION AND RELIEF FUND	0	21.270	21.270
**0	TGIT TEMPLETON GLOBAL BALANCED FUND	0	1.582.500	1.582.500
**0	OPPENHEIMER INTERNATIONAL ULTRA DIVIDEND REVENUE ETF	0	3.130	3.130
**0	RWC FUNDS	0	618.466	618.466
**0	SEI GLOBAL MASTER FUND	0	6.827	6.827
**0	SEI GLOBAL MASTER FUND PLC	0	47.256	47.256
**0	ALLIANCEBERNSTEIN FUND DYNAMIC	0	12.742	12.742
**0	NUMERIC EUROPEAN EQUITY FUND	0	21.750	21.750
**0	WELLS FARGO LUX	0	23.000	23.000
**0	KORUSAI EQUITY INDEX FUND	0	51.937	51.937
**0	CONQUESTING GROVE CAPITAL	0	56.268	56.268
**0	TRUST AND CUSTODY SERVICES	0	22.417	22.417

Pagina 23

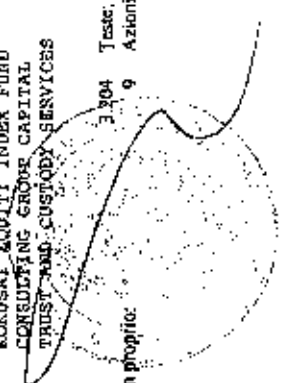
19  
3.195

Azionisti:  
Azionisti in proprio: 3.204  
Azionisti in delega: 3.195

383942/1093

*[Handwritten signature]*

*[Handwritten signature]*





## LISTA ESITO DELLE VOTAZIONE

Oggetto: Bilancio di esercizio al 31 dicembre 2018 di Eni S.p.A. Deliberazioni relative. Presentazione Bilancio consolidato al 31 dicembre 2018. Relazioni degli Amministratori, del Collegio Sindacale e della Società di revisione.

## FAVOREVOLI

Badge	Ragione Sociale	Proprio	Delega	Totale
**D	NORTHERN LIGHTS FUND	0	25.883	25.883
**D	CONSULTING GROUP CAPITAL MARKS	0	202.974	202.974
**D	BEYOND WORLD LEADERS EQUITY	0	1.384	1.384
**D	AB SICAV I ALL MARKET INCOME	0	13.842	13.842
**D	COHEN AND STEERS SICAV	0	1.710	1.710
**D	ELEMENTS INTERNATIONAL PORTFOL	0	143.397	143.397
**D	PGIM ETF TRUST	0	3.063	3.063
**D	BLACKROCK GLOBAL	0	139.811	139.811
**D	BLACKROCK GLOBAL SMALLCAP	0	16.509	16.509
**D	BLACKROCK GLOBAL ALLOCATION	0	42.177	42.177
**D	BLACKROCK GLOBAL ALLOCATION	0	2.646	2.646
**D	BROWN BROTHERS HARRIMAN	0	10.907	10.907
**D	NESTLE FRANCE EQUILIBRE	0	33.054	33.054
**D	SG DIVERSIFIE ISR	0	85.346	85.346
**D	SG ACTIONS INTERNATIONALES	0	136.719	136.719
**D	CAPTIFIE F2	0	18.000	18.000
**D	ARRCO QUANT	0	427.506	427.506
**D	SG ACTIONS	0	25.334	25.334
**D	UP6 ACT	0	90.000	90.000
**D	CASSETTE DIVERSIFIE	0	92.246	92.246
**D	SOSECAP AP LOW	0	46.362	46.362
**D	SILVER AMUNDI EURO EQUITY	0	383.837	383.837
**D	SILVER INVESCO EURO EQUITY	0	235.558	235.558
**D	SG DIVERSIFIE FRANCE	0	40.507	40.507
**D	SG ACTIONS EUROPE	0	29.406	29.406
**D	DARWIN DIVERSIFIE	0	9.747	9.747
**D	ACTIONS DIVERSIFIE	0	27.122	27.122
**D	ACTIONS FRANCAISES	0	26.529	26.529
**D	DIVERSIFIE ACTIONS	0	29.324	29.324
**D	OFI MARKET NEUTRAL	0	129.550	129.550
**D	WAYMUT ACTIONS	0	23.000	23.000
**D	SAPHIR INVEST	0	13.000	13.000
**D	SG ACTIONS ENERGIE	0	123.509	123.509
**D	AG ACTIONS EURO VALOS	0	215.975	215.975
**D	SG ACTIONS EUROPE LARGE	0	5.446	5.446
**D	SG ACTIONS EURO SELECTION	0	152.407	152.407
**D	SG AVALOR ALPHA ACTIONS	0	17.545	17.545
**D	PERVALOR ACTIONS	0	20.184	20.184
**D	ETOILE GESTION	0	59	59
**D	2 HUMERIC INVESTORS L.L.C	0	40.470	40.470
**D	ETOILE ACTIONS RENDEMENT	0	75	75
**D	ETOILE ENERGIE EUROPE	0	1.686	1.686

00  
03  
0042/2019

LISTA ESITO DELLE VOTAZIONE

Oggetto: Bilancio di esercizio al 31 dicembre 2018 di Eni S.p.A. Deliberazioni relative. Presentazione Bilancio consolidato al 31 dicembre 2018. Relazioni degli Amministratori, del Collegio Sindacale e della Società di revisione.

FAVOREVOLI

Badge	Ragione Sociale	Proprio	Delega	Totale
**D	ETOILE SECTORIELLE EUROPE	0	5.905	5.905
**D	ANTARLUS ROTATION SECTORIELLE	0	1.887	1.887
**D	INVESCO ASSET MANAGEMENT LIMIT	0	96.331	96.331
**D	ETOILE ACTIONS INTERNATIONALES	0	88	88
**D	ETOILE MATIERES PREMIERES	0	45.563	45.563
**D	MAAF ASSURANCES SA	0	253.925	253.925
**D	PROTEC ETP	0	4.727	4.727
**D	LA BANQUE POSTALE ASSET M&A	0	43.000	43.000
**D	ASS AXION-OPPORTUNITY FUND	0	12.000	12.000
**D	AMUNDI FUNDS II-PIONEER FLEXIB	0	159.319	159.319
**D	AMUNDI S.F.-EURO EQ MARKET FLD	0	60.523	60.523
**D	AMUNDI FUNDS II-GLOBAL MULTI-A	0	208.401	208.401
**D	AMUNDI FUNDS II-EURO EQ	0	883.271	883.271
**D	AMUNDI FUNDS II- GLOBAL EQ FAR	0	1.559.780	1.559.780
**D	AMUNDI FUNDS II-EURO EQ VALDE	0	2.258.327	2.258.327
**D	PIONEER INVESTMENTS TOTAL NETO	0	56.211	56.211
**D	AMUNDI FUNDS II- EURO EQ TARGE	0	1.479.424	1.479.424
**D	AMUNDI SOLUZIONI IT CED 12 14	0	61.439	61.439
**D	AMUNDI SOLUZIONI IT PROG 22 20	0	75.121	75.121
**D	AMUNDI SOLUZIONI IT PROG 03 20	0	67.728	67.728
**D	AMUNDI SOLUZIONI IT PROG 09 20	0	123.449	123.449
**D	AMUNDI SOLUZIONI IT PROG 06 20	0	82.599	82.599
**D	AMUNDI SOLUZIONI IT PROG 08 20	0	95.465	95.465
**D	AMUNDI SOLUZIONI IT PR 09 20	0	84.888	84.888
**D	AMUNDI S.F.Div TARGET IN 11 21	0	8.006	8.006
**D	AMUNDI SOLUZIONI IT- PR 12 20	0	38.496	38.496
**D	AMUNDI SOLUZIONI IT PR 11 20	0	77.401	77.401
**D	AMUNDI SOLUZIONI IT-PR 02 21	0	29.474	29.474
**D	AMUNDI SOLUZIONI PR 03 21	0	36.415	36.415
**D	AMUNDI SOLUZIONI IT PR 05 21	0	36.447	36.447
**D	AMUNDI SOLUZIONI IT PROG 06 21	0	30.221	30.221
**D	AMUNDI SOLUZIONI IT PROG 08 21	0	18.039	18.039
**D	AMUNDI SOLUZIONI IT PROG 09 21	0	27.967	27.967
**D	AMUNDI S.F.-DIVERSIFIED TGT IN	0	9.579	9.579
**D	AMUNDI SOLUZIONI IT PROG 11 21	0	25.897	25.897
**D	AMUNDI SOLUZIONI IT PROG 12 21	0	19.589	19.589
**D	AMUNDI SOLUZIONI IT PROG 02 22	0	43.648	43.648
**D	AMUNDI SOLUZIONI IT PROG 03 22	0	32.679	32.679
**D	AMUNDI SOLUZIONI IT PROG 04 22	0	18.404	18.404
**D	AMUNDI SOLUZIONI IT PROG 06 22	0	19.416	19.416
**D	AMUNDI SOLUZIONI IT PROG 05 22	0	21.075	21.075
**D	AMUNDI SOLUZIONI IT PROG 10 22	0	21.729	21.729

83942/1095

*[Handwritten signature]*

*[Handwritten signature]*

Pagina 25

19  
3.195

Azionisti in proprio: 3.204  
Azionisti in delega: 19

Teste:



## LISTA ESITO DELLE VOTAZIONE

Oggetto: Bilancio di esercizio al 31 dicembre 2018 di Eni S.p.A. Deliberazioni relative. Presentazione Bilancio consolidato al 31 dicembre 2018. Relazioni degli Amministratori, del Collegio Sindacale e della Società di revisione.

## FAVOREVOLI

Badge	Ragione Sociale	Proprio	Delega	Totale
**D	AM SOL IT-PROG CED 12 2022	0	28.565	28.565
**D	AM SOL IT-PROG CED 05 2023	0	17.280	17.280
**D	AM SOL IT-PROG CED 06 2023	0	14.007	14.007
**D	FI IF -EUROPERA EQUITY	0	197.890	197.890
**D	AMONDI SOLUZIONI IT-PROG AZION	0	19.980	19.980
**D	AMONDI SOLUZIONI IT-PROG 9 22	0	38.804	38.804
**D	AMONDI SOLUZIONI IT-PROG 07 25	0	16.589	16.589
**D	OFI FUND - LYXK REAL ASSETS	0	12.241	12.241
**D	AMONDI S.F-EQ PLAN 50	0	15.278	15.278
**D	HALEVY A3	0	167.000	167.000
**D	ARCO QUANT 2	0	17.643	17.643
**D	ASI PROGETTO CEDOLA 04 2023	0	16.817	16.817
**D	ASSURDIX VIAGER	0	303.726	303.726
**D	POSTE AVENIR	0	5.216.000	5.216.000
**D	CNP-TRESOR EN EUROS	0	624.817	624.817
**D	PEP TRESOR	0	41.755	41.755
**D	ANPE	0	34.617	34.617
**D	PERP FCUR. EN EUROS	0	62.753	62.753
**D	ONDEO	0	11.600	11.600
**D	CNP MANDAT NAM	0	1.175.997	1.175.997
**D	FV3 PEP	0	205.300	205.300
**D	CAPITOSTE PROROGE	0	140.350	140.350
**D	IT2 COMPTA7 PROROGE	0	27.360	27.360
**D	LA BANQUE POSTALE PREVOYANCE	0	116.601	116.601
**D	OMEN-P FONDS PROPRES	0	1.980	1.980
**D	TUNI ACTIONS 100	0	144.264	144.264
**D	VIVACCIO ACTIONS	0	524.356	524.356
**D	LBPAM ACTIONS MONDE	0	409.701	409.701
**D	LBPAM ACTIONS INDICE EURO	0	456.741	456.741
**D	LBPAM ACTIONS 80	0	122.536	122.536
**D	LBPAM ACTIONS EUROPE MONDE	0	74.141	74.141
**D	LBPAM ACTIONS DIVIDENDES EUROPE	0	111.066	111.066
**D	CRVEC GROUPEAMA DIVERSIFIE	0	48.450	48.450
**D	PORT ROYAL EQUILIBRE	0	29.249	29.249
**D	FRGUS	0	113.279	113.279
**D	AAE MG	0	33.000	33.000
**D	LBPAM ACTIONS EUROPE 50	0	133.903	133.903
**D	LBPAM ACTIONS OPTI INDICE EURO	0	70.001	70.001
**D	ALLOC INDIANA	0	55.790	55.790
**D	AGRYCA TACTIQUE G	0	24.372	24.372
**D	LBPAM STRATEGIE PEA 1	0	80.533	80.533
**D	ECOFI ACTIONS SCR	0	17.874	17.874

Pagina 26

Azionisti: 3.204 Teste: 19  
 Azionisti in proprio: 9 Azionisti in delega: 3.195

20 39 42/2016

LISTA ESITO DELLE VOTAZIONE

Oggetto: Bilancio di esercizio al 31 dicembre 2018 di Eni S.p.A. Deliberazioni relative. Presentazione Bilancio consolidato al 31 dicembre 2018. Relazioni degli Amministratori, del Collegio Sindacale e della Società di revisione.

FAVOREVOLI

Bedge	Ragione Sociale	Proprio	Delega	Totale
**D	GRUPAMA ASSET MANAGEMENT	0	82.930	82.930
**D	UNION INVESTMENT LUXEMBOURG SA	0	1.623.850	1.623.850
**D	CARE SOBER	0	24.810	24.810
**D	PENSIONSKASSE BASEL-STADT	0	92.646	92.646
**D	TASPLAN SUPERANNUATION FUND	0	561.289	561.289
**D	OBS AKTIEA DM HEDGED CHF PASSIV	0	27.852	27.852
**D	UBS FUNDMANAGEMENT	0	41.820	41.820
**D	COLONIAL FIRST STATE	0	69.502	69.502
**D	KATON VANCE INTERNATIONAL (IRELAND)	0	110.044	110.044
**D	STICHTING MN SERVICES ANDELEMEFONDUS EUROPA.	0	10.913	10.913
**D	STICHTING PWSICFONDUS METRAL	0	241.422	241.422
**D	STICHTING PWSICFONDUS METRAL EN TECHNIEK MH SERVICES	0	1.845.272	1.845.272
**D	STICHTING PGM DEPOSITARY	0	542.450	542.450
**D	STICHTING PGM DEPOSITARY	0	314.149	314.149
**D	STICHTING PGM DEPOSITARY	0	1.792.855	1.792.855
**D	STICHTING PGM DEPOSITARY	0	1.319.901	1.319.901
**D	DEKA INVESTMENT GMBH FOR KDF 1	0	546.552	546.552
**D	DEKA INVESTMENT GMBH FOR KDF 3	0	29.980	29.980
**D	DEKA INVESTMENT GMBH FOR SFT 3-FONDS	0	19.400	19.400
**D	ALASKA ELECTRICAL PENSION PLAN	0	21.664	21.664
**D	BMO MSCI EAFE INDEX ETF	0	66.774	66.774
**D	BMO MSCI EAFE VALUE INDEX ETF	0	395.526	395.526
**D	BMO UCITS ETF ICAV	0	702	702
**D	TIAA-CREF FUNDS - ENHANCED INTERNATIONAL EQUITY INDEX FUND	0	78.027	78.027
**D	JAPAN TRU SERV BK, LTD. ATF SWTB GBL QUANTITATIVE EQ MOTHER FD	0	648.371	648.371
**D	NET INVESTOR SERIES TRUST-ALLIANCE GLOBAL DYNAMIC ALL ETF	0	42.809	42.809
**D	BRIGHTHOUSE FUNDS TRUST I - JPMORGAN GBL ACTIVE ALL PORTFOLIO	0	215.103	215.103
**D	PACE ALTERNATIVE STRATEGIES INVESTMENTS	0	125.596	125.596
**D	UBS (US) GROUP TRUST	0	29.471	29.471
**D	COMMONFUND SCREENED GLOBAL EQUITY, LLC	0	118.053	118.053
**D	UAW RETIREE MEDICAL BENEFITS TRUST	0	10.670	10.670
**D	CENTRAL PROVIDENT FUND BOARD	0	486.343	486.343
**D	COMMONFUND DIRECT SERIES LLC - CF T. ROME PRICE EURO EOT SERIE	0	13.501	13.501
**D	CITY UNIVERSITY OF NEW YORK	0	500.951	500.951
**D	FONDS PRIVE GPD ACTIONS INTERNATIONALES	0	2.985	2.985
**D	CAVEYER VP EAFE INTERNATIONAL INDEX PORTFOLIO	0	45.000	45.000
**D	DELUXE CORPORATION MASTER TRUST	0	21.945	21.945
**D	CAISSE DE DEPOT ET PLACEMENT DU QUEBEC	0	76.498	76.498
**D	AMERICAN BEACON ADVISORS COLLECTIVE INVESTMENT TRUST	0	2.617.885	2.617.885
**D	AMERICAN BEACON INTERNATIONAL EQUITY FUND	0	178.336	178.336
**D	AMERICAN BEACON DIVERSIFIED FUND	0	1.247.163	1.247.163
**D		0	102.310	102.310

83942/1097


*[Handwritten signature]*

*[Handwritten signature]*

Pagina 27

19  
3.193

Azionisti in proprio: 3.104 Teste:  
Azionisti in delega: 9 Azionisti in delega: 3.193



## LISTA ESITO DELLE VOTAZIONI

Oggetto: Bilancio di esercizio al 31 dicembre 2018 di Eni S.p.A. Deliberazioni relative. Presentazione Bilancio consolidato al 31 dicembre 2018. Relazioni degli Amministratori, del Collegio Sindacale e della Società di revisione.

## FAVOREVOLI

Badge	Regione Sociale	Proprio	Delega	Totale
**D	THE REGENTS OF THE UNIVERSITY OF CALIFORNIA	0	1.833.774	1.833.774
**D	LORO ABSSET SEC TRUST-LORE ABSETT INTL DIVIDEND INCOME FUND	0	601.537	601.537
**D	MICROSOFT CORPORATION SAVINGS PLUS 401(K) PLAN	0	379.524	379.524
**D	ALLIANZGI GLOBAL DYNAMIC ALLOCATION LLC	0	3.289	3.289
**D	FIDELITY NORTHSTAR FUND	0	1.500.000	1.500.000
**D	FIDELITY GLOBAL INTRINSIC VALUE INVESTMENT TRUST	0	700.000	700.000
**D	FIDELITY GLOBAL GROWTH AND VALUE INVESTMENT TRUST	0	75.000	75.000
**D	ALLIANZGI BEST STYLES GLOBAL EQUITY FUND	0	57.089	57.089
**D	ALLIANZGI BEST STYLES INTERNATIONAL EQUITY FUND	0	12.543	12.543
**D	ALLIANZGI GLOBAL DYNAMIC ALLOCATION FUND	0	9.146	9.146
**D	ALLIANZGI BEST STYLES GLOBAL MANAGED VOLATILITY PORTFOLIO	0	3.676	3.676
**D	MFS INTERNATIONAL EQUITY FUND II	0	813.297	813.297
**D	MFS INTERNATIONAL EQUITY FUND	0	253.325	253.325
**D	FEG SELECT, LLC	0	102.967	102.967
**D	EDEX CORPORATION EMPLOYEES PENSION TRUST	0	287.490	287.490
**D	EATON VANCE TAX-MANAGED GLOBAL BUY-WRITE OPPORTUNITIES FUND	0	351.386	351.386
**D	FISHER INVESTMENTS INSTITUTIONAL FUNDS PLC	0	2.659	2.659
**D	FIDELITY INVESTMENT'S MONEY MANAGEMENT INC	0	346	346
**D	PARAMETRIC INTERNATIONAL EQUITY FUND	0	77.000	77.000
**D	EATON VANCE HEXAVEST GLOBAL EQUITY FUND	0	13.806	13.806
**D	EATON VANCE HEXAVEST INTERNATIONAL EQUITY FUND	0	25.857	25.857
**D	SIS CALBRAR FUND, LLC	0	53.023	53.023
**D	FUNDO DE SEGURANCA SOC GOV. DA REGIAO ADM. ESPECIAL DE MACAO	0	63.001	63.001
**D	FRANKLIN TEMPLETON ETF TRUST - FRANKLIN FTSE EUROPE ETF	0	20.608	20.608
**D	FRANKLIN TEMPLETON ETF TRUST - FRANKLIN FTSE ITALY ETF	0	67.257	67.257
**D	FRANKLIN FTSE EUROPE EX U.K. INDEX ETF	0	45.216	45.216
**D	FRANKLIN TEMPLETON ETF TRUST - FRANKLIN FTSE EUROPE HEDGED ETF	0	1.284	1.284
**D	TAX - MANAGED INTERNATIONAL EQUITY PORTFOLIO	0	14.674	14.674
**D	THE GABELLI EQUITY INCOME FUND	0	29.000	29.000
**D	THE GABELLI GLOBAL UTILITY & INCOME TRUST	0	3.000	3.000
**D	HARBOR OVERSEAS FUND	0	17.354	17.354
**D	MERCER GE INTERNATIONAL EQUITY FUND	0	119.094	119.094
**D	GENERAL ELECTRIC PENSION TRUST	0	215.125	215.125
**D	RUSSELL INVESTMENT COMPANY RUSSELL TAX-MANAGED INTL EQ FUND	0	132.961	132.961
**D	RUSSELL INVESTMENT COMPANY MULTIFACTOR INTERNATIONAL EQUITY F	0	193.660	193.660
**D	PARTNERS HEALTHCARE MASTER TRUST FOR EUSA ASSETS	0	113.987	113.987
**D	HAND COMPOSITE EMPLOYEE BENEFIT TRUST	0	29.338	29.338
**D	PINCO BALANCED INCOME FUND (CANADA)	0	11.370	11.370
**D	THE HARTFORD INTERNATIONAL GROWTH FUND	0	121.409	121.409
**D	HARTFORD INTERNATIONAL EQUITY FUND	0	378.526	378.526
**D	THE HARTFORD INTERNATIONAL VALUE FUND	0	2.013.636	2.013.636
**D	THE HARTFORD GLOBAL REAL ASSET FUND	0	327.556	327.556

Pagina 28

Azionisti: 3.204 Teste: 19  
 Azionisti in proprio: 9 Azionisti in delega: 3.195

LISTA ESITO DELLE VOTAZIONE

Oggetto: Bilancio di esercizio al 31 dicembre 2018 di Eni S.p.A. Deliberazioni relative, Presentazione Bilancio consolidato al 31 dicembre 2018. Relazioni degli Amministratori, del Collegio Sindacale e della Società di revisione.

FAVOREVOLI

Badge	Regione Sociale	Proprio	Delega	Totale
**D	THE HARTFORD GLOBAL ALL- ASSET FUND	0	4.066	4.066
**D	HARTFORD HEALTHCARE ENDOWMENT LLC	0	29.966	29.966
**D	HARTFORD HEALTHCARE CORP DEFINED BENEFIT MASTER TR AGREEMENT	0	35.343	35.343
**D	ROCHE U.S. RETIREMENT PLANS MASTER TRUST	0	126.069	126.069
**D	HEALTHONE	0	22.081	22.081
**D	RUSSELL INVESTMENT COMPANY MULTI-ASSET GROWTH STRATEGY FUND	0	48.689	48.689
**D	HEXAVEST EAFE EQUITY FUND	0	75.027	75.027
**D	HEXAVEST ACWI EQUITY FUND	0	16.598	16.598
**D	HEXAVEST WORLD EQUITY FUND	0	231.022	231.022
**D	TRANSAMERICA INTERNATIONAL STOCK	0	861	861
**D	TRANSAMERICA INTERNATIONAL VALUE	0	6.842	6.842
**D	TRANSAMERICA INTERNATIONAL EQUITY	0	3.626.315	3.626.315
**D	TIFF INVESTMENT PROGRAM, INC - TIFF MULTI-ASSET FUND	0	63.743	63.743
**D	TRANSAMERICA INTERNATIONAL EQUITY INDEX VP	0	4.834	4.834
**D	WILLIAM BLAIR SYSTEMATIC INTERNATIONAL LARGE CAP CORE FUND LLC	0	1.520	1.520
**D	HOUSTON MUNICIPAL EMPLOYEE PENSION SYSTEM	0	6.250	6.250
**D	ICON INTERNATIONAL EQUITY FUND	0	21.000	21.000
**D	FIRST CHURCH OF CHRIST SCIENTIST	0	9.965	9.965
**D	TANGERINE BALANCED INCOME PORTFOLIO	0	5.342	5.342
**D	TANGERINE BALANCED PORTFOLIO	0	38.132	38.132
**D	TANGERINE BALANCED GROWTH PORTFOLIO	0	35.814	35.814
**D	TANGERINE EQUITY GROWTH PORTFOLIO	0	40.981	40.981
**D	MASBUTUAL SELECT BLACKROCK GLOBAL ALLOCATION FUND	0	2.739	2.739
**D	Lazard GLOBAL MANAGED VOLATILITY (CANADA) FUND	0	1.321	1.321
**D	TRANSAMERICA BLACKROCK GLOBAL ALLOCATION VP	0	8.025	8.025
**D	MM NSCI EAFE INTERNATIONAL INDEX FUND	0	41.071	41.071
**D	Lazard WILMINGTON MANAGED VOLATILITY COLLECTIVE TRUST	0	16.891	16.891
**D	SPDR S&P GLOBAL NATURAL RESOURCES ETF	0	804.099	804.099
**D	ROSELL INVESTMENT COMPANY PLC	0	1.301.451	1.301.451
**D	JANUS CAPITAL MANAGEMENT LLC	0	536	536
**D	RUSSELL INVESTMENT COMPANY II PLC	0	126.566	126.566
**D	RUSSELL INVESTMENT COMPANY IV PLC	0	90.166	90.166
**D	INVESCO MULTI SERIES FUNDS, LLC- INVESCO GLOBAL TARGETED	0	17.494	17.494
**D	URL/MELLON CAPITAL MSCI WORLD INDEX FUND	0	21.655	21.655
**D	INTECH INTERNATIONAL EQUITY FUND LLC	0	9.467	9.467
**D	INTECH GLOBAL ALL COUNTRY ENHANCED INDEX FUND LLC	0	6.254	6.254
**D	SUNAMERICA SERIES TRUST SA TEMPLETON FOREIGN VALUE PORTFOLIO	0	958.168	958.168
**D	SUNAMERICA SERIES TRUST SA JPMORGAN GLOBAL EQUITIES PORTFOLIO	0	26.917	26.917
**D	SUNAMERICA SERIES TRUST MES TOTAL RETURN PORTFOLIO	0	64.057	64.057
**D	SUNAMERICA EQUITY FUNDS SUNAMERICA INTERNATIONAL DIV ST FUND	0	89.654	89.654
**D	SUNAMERICA-SERIES TRUST-SA LEGG MASON TACTICAL OPPOR PORTFOLIO	0	797	797
**D	SEASONS SERIES TRUST SA PUTNAM ASSET ALL DIV GROWTH PPF	0	16.100	16.100

Pagina 29

*Handwritten signature*

03 04 2/1883

Azionisti: 3.204  
 Azionisti in proprio: 9  
 Azionisti in delega: 3.195



LISTA ESITO DELLE VOTAZIONE

Oggetto: Bilancio di esercizio al 31 dicembre 2018 di EMI S.p.A. Deliberazioni relative, Presentazione Bilancio consolidato al 31 dicembre 2018. Relazioni degli Amministratori, del Collegio Sindacale e della Società di revisione.

FAVOREVOLI

Badge	Regione Sociale	Proprio	Delega	Totale
**D	SUNAMERICA SERIES TRF-SA GOLDMAN SACHS MULTI-ASS INSTGHTS FORT	0	3.780	3.780
**D	SEADONS SERIES TROST SA MULTI-MANAGED INT EQUITY ETF	0	25.191	25.191
**D	SUNAMERICA SERIES TRUST- SA BLACKROCK VCP GLO MUL ASSET PTF	0	1.083	1.083
**D	SUNAMERICA SERIES TRUST - SA INTERNATIONAL INDEK PORTFOLIO	0	74.916	74.916
**D	RUSSELL COMMON CONTRACTUAL FUND	0	24.765	24.765
**D	OPENWORLD PUBLIC LIMITED COMPANY	0	25.529	25.529
**D	RUSSELL INVESTMENTS INSTITUTIONAL FUNDS PLC	0	29.104	29.104
**D	MULTI-STYLE, MULTI-MANAGER FUNDS PLC	0	304.810	204.810
**D	STATE STREET GLOBAL EQUITY EX-US INDEX PORTFOLIO	0	271.402	271.402
**D	STATE STREET DISCIPLINED GLOBAL EQUITY PORTFOLIO	0	1.470	1.470
**D	STATE STREET INTERNATIONAL DEVELOPED EQUITY INDEX PORTFOLIO	0	584.758	584.758
**D	NEBRASKA PUBLIC EMPLOYERS RETIREMENT SYSTEMS	0	718.051	718.051
**D	DWS GLOBAL INCOME BUILDER FUND	0	48.977	48.977
**D	DWS GLOBAL INCOME BUILDER VIP	0	8.375	8.375
**D	DWS EAFE EQUITY INDEX FUND	0	7.847	7.847
**D	INVESCO GLOBAL TARGETED RETURNS FUND	0	3.497	3.497
**D	KP INTERNATIONAL EQUITY FUND	0	256.450	256.450
**D	KANSAS PUBLIC EMPLOYERS RETIREMENT SYSTEM	0	895.409	895.409
**D	CAYMAN ISLANDS CHAMBER OF COMMERCE PENSION FUND	0	21.616	21.616
**D	RHUMBLINE INTERNATIONAL POOLED INDEX TRUST	0	33.266	33.266
**D	COUNTY OF LOS ANGELES DEFERRED COMPENSATION AND THRIFT PLAN	0	34.560	34.560
**D	INTERNATIONALE KAPITALANLAGESELFSCHAFT MBH FOR DC BLAND EQ	0	288.244	288.244
**D	LVIP BLACKROCK SCIENTIFIC ALLOCATION FUND	0	2.124	2.124
**D	LVIP BLACKROCK GLOBAL ALLOCATION FUND	0	4.456	4.456
**D	LVIP FRANKLIN TEMPLETON GLOBAL EQUITY MANAGED VOLATILITY FUND	0	414.075	414.075
**D	LVIP MONKIAN INTERNATIONAL VALUE FUND	0	1.724.640	1.724.640
**D	LVIP SSCA INTERNATIONAL INDEX FUND	0	488.643	488.643
**D	LVIP SSGA DEVELOPED INTERNATIONAL 150 FUND	0	357.410	357.410
**D	SPDR MSCI ACWI IMI ETF	0	9.622	9.622
**D	SPDR MSCI EAFE STRATEGICFACTORS ETF	0	17.201	17.201
**D	SPDR MSCI WORLD STRATEGICFACTORS ETF	0	324	324
**D	HARTFORD MULTIFACTOR DEVELOPED MARKETS (EX-US) ETF	0	654.711	654.711
**D	HARTFORD MULTIFACTOR LOW VOLATILITY INTERNATIONAL EQUITY ETF	0	1.620	1.620
**D	HARTFORD FUNDS MANAGEMENT COMPANY, LLC	0	814	814
**D	COUNTY OF LOS ANGELES SAVINGS PLAN	0	7.185	7.185
**D	COUNTY OF LOS ANGELES SAVINGS PLAN	0	118.527	118.527
**D	ALLIANCEBERNSTEIN INTERNATIONAL ALL-COUNTRY PASSIVE SERIES	0	14.843	14.843
**D	MARYLAND STATE RETIREMENT & PENSION SYSTEM	0	3.409.363	1.409.363
**D	RUSSELL INV MULTI-ASSET FACTOR EXPOSURE FUND	0	67.665	67.665
**D	ALLIANZ GLOBAL INVESTORS GMBH FOR ALLIANZ VERM. EUROPA	0	852.260	852.260
**D	ALLIANZ GLOBAL INVESTORS GMBH FOR ALLIANZ BUROPROVISION	0	318.223	318.223
**D	THE PRUDENTIAL INSURANCE COMPANY OF AMERICA	0	251.575	251.575

83942/100

LISTA ESITO DELLE VOTAZIONE

Oggetto: Bilancio di esercizio al 31 dicembre 2018 di Emi S.p.A. Deliberazioni relative. Presentazione Bilancio consolidato al 31 dicembre 2018. Relazioni degli Amministratori, del Collegio Sindacale e della Società di revisione.

FAVOREVOLI

Badge	Regione Sociale	Proprio	Delega	Totale
**D	PROBENTIAL TRUST CO MASTER COMMINGLED INV F FOR TAX EXEMPT TR	0	9.210	9.210
**D	MPIFN INTERNATIONAL EQUITY INDEX FUND	0	18.878	18.878
**D	MD INTERNATIONAL VALUE FUND	0	75.798	75.798
**D	MD EQUITY FUND	0	119.219	119.219
**D	MDPIN INTERNATIONAL EQUITY POOL	0	696.541	696.541
**D	MERCER INTERNATIONAL EQUITY FUND	0	38.432	38.432
**D	MGI FONDS PLC	0	1.177.388	1.177.388
**D	MERCER QIF CDF	0	2.054.964	2.054.964
**D	MERCER GLOBAL EQUITY FUND	0	578.509	578.509
**D	GTAA FANTHER FUND L.P	0	17.490	17.490
**D	MORGAN STANLEY INSTITUTIONAL FUND, INC.- REAL ASSETS PORTFOLIO	0	1.391	1.391
**D	MORGAN STANLEY INSTITUTIONAL FUND TR- GL MULTI-ASSET LMC PTF	0	348	348
**D	MBSHSI SMART PREMIA FUND	0	20.483	20.483
**D	LEGG MASON FUNDING LTD	0	6.828	6.828
**D	BRIGHTHOUSE FUNDS TRUST I - PANAGORA GLOBAL DIV RISK PORTFOLIO	0	4.165	4.165
**D	HARTFORD LIFE INSURANCE COMPANY	0	18.791	18.791
**D	NORTROP GRUPTMAN CORPORATION Veba MASTER TRUST I	0	6.230	6.230
**D	TEXAS MUNICIPAL RETIREMENT SYSTEM	0	391.953	391.953
**D	STATE OF NEW JERSEY COMMON PENSION FUND D	0	1.279.333	1.279.333
**D	ONTARIO TEACHERS PENSION PLAN BOARD	0	1.598.385	1.598.385
**D	NORTHWESTERN MUTUAL SERIES FD, INC.- INTERNATIONAL EQ PORTFOLIO	0	2.106.695	2.106.695
**D	NORTHWESTERN MUTUAL SERIES FD, INC.- RESEARCH INTER CORE PORTE	0	350.193	350.193
**D	BRANDES CANADA INTERNATIONAL EQUITY UNIT TRUST	0	251.154	251.154
**D	BRANDES GLOBAL EQUITY UNIT TRUST	0	13.171	13.171
**D	BRANDES GLOBAL OPPORTUNITIES FUND	0	146.341	146.341
**D	LAZARD GLOBAL LOW VOLATILITY FUND	0	2.256	2.256
**D	PIMCO EQUITY SERIES: PIMCO RAFI DYNAMIC MULTI-FACTOR INT EQ ETF	0	11.169	11.169
**D	FIDELITY COVINGTON TRUST: FIDELITY TARGETED INT FACTOR ETF	0	1.020	1.020
**D	FIDELITY COMMONWEALTH TRUST II: FIDELITY INTE ENHANCED INDEX FD	0	717.322	717.322
**D	FIDELITY COVINGTON TRUST - FIDELITY INTERNATIONAL HIGH DIV ETF	0	22.542	22.542
**D	FIDELITY COVINGTON TRUST-FIDELITY INT VALUE FACTOR ETF	0	4.334	4.334
**D	GTAA PINEBRIDGE LP	0	41.065	41.065
**D	FIDELITY INTERNATIONAL HIGH DIVIDEND INDEX ETF	0	55.107	55.107
**D	PIMCO FUNDS: GLOBAL INVESTORS SERIES PLC	0	43.840	43.840
**D	PIMCO FUNDS: GLOBAL INVESTORS SERIES PLC	0	13.668	13.668
**D	PIMCO FUNDS: GLOBAL INVESTORS SERIES PLC	0	8.980	8.980
**D	PIMCO FUNDS: GLOBAL INVESTORS SERIES PLC	0	117.636	117.636
**D	PIMCO FUNDS: GLOBAL INVESTORS SERIES PLC	0	2.659	2.659
**D	PIMCO RAE FUNDAMENTAL INTERNATIONAL FUND LLC	0	685	685
**D	PIMCO EQUITY SERIES: PIMCO DIVIDEND AND INCOME FUND	0	345.652	345.652
**D	PIMCO EQUITY SERIES: PIMCO RAE FUNDAMENTAL INTERNATIONAL FUND	0	91.422	91.422
**D		0	257.939	257.939

83942/1101

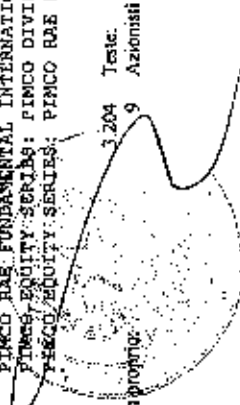
Pagina 31

19  
3.195

1.204  
9

Teste:

Azionisti in proprio: 9  
Azionisti in delega: 3.195





## LISTA ESITO DELLE VOTAZIONE

Oggetto: Bilancio di esercizio al 31 dicembre 2018 di Eni S.p.A. Deliberazioni relative. Presentazione Bilancio consolidato al 31 dicembre 2018. Relazioni degli Amministratori, del Collegio Sindacale e della Società di revisione.

## FAVOREVOLI

Badge	Ragione Sociale	Proprio	Delega	Totale
**D	PRINCIPAL DIVERSIFIED REAL ASSET CIT	0	55.805	55.805
**D	PEM MULTI-MANAGER SERIES TRUST - PEM MULTI-MANAGER INT EQ FD	0	17.738	17.738
**D	ARROWSTREET (CANADA) GLOBAL ALL-COUNTRY FUND I	0	740.907	740.907
**D	ARROWSTREET (CANADA) GLOBAL ALL-COUNTRY FUND II	0	160.830	160.830
**D	ARROWSTREET (CANADA) INFL DEVELOPED MARKET EX US FUND I	0	101.941	101.941
**D	ARROWSTREET (CANADA) GLOBAL WORLD FUND I	0	152.269	152.269
**D	STICHTING PENSIONFONDS WERK EN(RE) INTEGRACIE	0	22.020	22.020
**D	FUTNAM WORLD TRUST	0	4.400	4.400
**D	PINCO GLOBAL MULTI-ASSET FUND	0	10.849	10.849
**D	INTEL CORPORATION RETIREE MEDICAL PLAN TRUST	0	21.006	21.006
**B	ALASKA COMMON TRUST FUND	0	38.854	38.854
**B	THRIVENT PARTNER WORLDWIDE ALLOCATION FUND	0	136.649	136.649
**D	THRIVENT PARTNER WORLDWIDE ALLOCATION PORTFOLIO	0	244.360	244.360
**D	RUSSELL INVESTMENTS GLOBAL EQUITY FUND	0	505.840	505.840
**D	RUSSELL INVESTMENTS OVERSEAS EQUITY POOL	0	30.800	30.800
**D	RUSSELL INVESTMENTS MULTI-FACTOR INTERNATIONAL EQUITY POOL	0	49.622	49.622
**D	RUSSELL INSTITUTIONAL FUNDS, LLC-RUSSELL INTL EQUITY FUND	0	14.302	14.302
**D	RUSSELL INSTL FUNDS, LLC-RUSSELL MULTI-ASSET CORE PLUS FUND	0	36.082	36.082
**D	RUSSELL INSTITUTIONAL FUNDS, LLC-RUSSELL GLOB EQ PLUS FUND	0	145.759	145.759
**D	RUSSELL INVESTMENTS OVERSEAS EQUITY FUND	0	7.392	7.392
**D	GOV OF HK THE SULTAN AND YANG BI-PUTUAN OF BRONEI DARUSSALAM	0	19.279	19.279
**D	BANK OF KOREA	0	101.056	101.056
**D	SCS NAVIGATOR FUND, LLC	0	236.276	236.276
**D	BIMCOR OVERSEAS POOLED FUND	0	91.710	91.710
**D	HONG KONG SPECIAL ADMINISTRATIVE REGION GOVERNMENT-EXCHANGE F	0	62.542	62.542
**D	SCOTIA PRIVATE DIVERSIFIED INTERNATIONAL EQUITY POOL	0	432.448	432.448
**D	DESJARDINS DEVEL EX-USA EX-CANADA MULTIF - CONTROLLED VOL ETF	0	38.714	38.714
**D	SSGA MSCI ACWI EX-USA INDEX NON-LENDING DAILY TRUST	0	10.652	10.652
**D	HONG KONG HOUSING AUTHORITY	0	67.510	67.510
**D	THE UNIVERSITY OF HONG KONG	0	45.040	45.040
**D	BANK OF KOREA	0	17.696	17.696
**D	STATE STREET IRELAND UNIT TRUST	0	13.520	13.520
**D	STANDARD LIFE INV GLO ABS RETURN STRAT MASTER FUND LTD.	0	354.809	354.809
**D	GTRAM - SI LP	0	562.080	562.080
**D	SSGA SPDR ETFs EUROPE I PUBLIC LIMITED COMPANY	0	131.934	131.934
**D	SSGA SPDR ETFs EUROPE II PUBLIC LIMITED COMPANY	0	299.177	299.177
**D	SIR DAVID TRENCHE FUND FOR RECREATION	0	2.428.849	2.428.849
**B	SIERBA/TEMPLETON INTERNATIONAL EQUITY TRUST	0	2.930	2.930
**D	SUNSOVER SUPERANNUATION FUND	0	161.772	161.772
**D	CALIFORNIA PUBLIC EMPLOYEES RETIREMENT SYSTEM	0	408.657	408.657
**D	ROMAN CATHOLIC BISHOP OF SPRINGFIELD A CORPORATION SOLE	0	11.221.479	11.221.479
**D		0	2.905	2.905

834  
942/1102

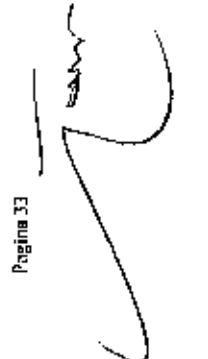
LISTA ESITO DELLE VOTAZIONE

Oggetto: Bilancio di esercizio al 31 dicembre 2018 di Eni S.p.A. Deliberazioni relative. Presentazione Bilancio consolidato al 31 dicembre 2018. Relazioni degli Amministratori, del Collegio Sindacale e della Società di revisione.

FAVOREVOLI

Badge	Ragione Sociale	Proprio	Delega	Totale
**D	DELTA SHARES S+P INTERNATIONAL MANAGED RISK ETF	0	33.850	33.850
**D	TEACHER RETIREMENT SYSTEM OF TEXAS	0	5.609.042	5.609.042
**D	CALIFORNIA STATE TEACHERS RETIREMENT SYSTEM	0	9.068.981	9.068.981
**D	INTEL RETIREMENT PLANS COLLECTIVE INVESTMENT TRUST	0	127.273	127.273
**D	TEMPLETON INTERNATIONAL EQUITY FUND	0	1.779.918	1.779.918
**D	TENNESSEE CONSOLIDATED RETIREMENT SYSTEM	0	1.251.418	1.251.418
**D	AXA SWISS INSTITUTIONAL FUND - EQUITIES GLOBAL EX SWITZERLAND	0	12.800	12.800
**D	PINEBRIDGE GLOBAL FUNDS	0	92.314	92.314
**D	UBS (IHL) ETF PLC	0	7.517	7.517
**D	SO CA UFCW UNIONS AND FOOD EMPLOYERS JOINT BENEFIT TRUST FUND	0	37.894	37.894
**D	VANGUARD FTSE DEVELOPED EUROPE ALL CAP INDEX ETF	0	226.193	226.193
**D	VANGUARD FTSE DEVELOPED ALL CAP EX NORTH AMERICA INDEX ETF	0	42.484	42.484
**D	VANGUARD DEVEL ALL-CAP EX NORTH AMERICA EQT IND POOLED FUND	0	94.227	94.227
**D	VANGUARD GLOBAL MENTUM VOLATILITY ETF	0	7.064	7.064
**D	VANGUARD GLOBAL MOMENTUM FACTOR ETF	0	8.988	8.988
**D	VANGUARD GLOBAL VALUE FACTOR ETF	0	2.073	2.073
**D	VANGUARD FTSE DEVEL EX NTH AMER HIGH DIVIDEND YIELD INDEX ETF	0	6.208	6.208
**D	ALLIANCE GLOBAL INVESTORS GNBH FOR ALLIANCE-FONDS VDB	0	2.573	2.573
**D	VANGUARD INVESTMENTS II COMMON CONTRACTUAL FUND	0	19.392	19.392
**D	VANGUARD INVESTMENTS COMMON CONTRACTUAL FUND	0	408.366	408.366
**D	VANGUARD FTSE DEVELOPED EUROPE INDEX ETF	0	295.801	295.801
**D	HEB SAVINGS & RETIREMENT PLAN TRUST	0	7.838	7.838
**D	THE WELLINGTON TR COM NATIONAL ASS MULT COLLECT INV F TRUST	0	8.596	8.596
**D	THE WELLINGTON TR CO NAT ASS MULT C TR F TR, OPPORT EQ PTF	0	252.460	252.460
**D	WELLINGTON TR CO NAT ASS MULT COM DIVER INFL HEDGED II	0	30.449	30.449
**D	THE WELLINGTON TR CO NAT ASS MULT COLLECTIVE INV F TRUST II	0	51.200	51.200
**D	WELLINGTON TR CO NAT ASS MULT COM TR FD TR ENERGY II PORT	0	338.164	338.164
**D	WELLINGTON TST CO NAT ASS MUL COM TST FD TST COM VALDE INF OPP	0	166.060	166.060
**D	WELLS FARGO BK DECL OF TR EST INV FUNDS FOR EMPLOYEE BEN TR	0	1.064.263	1.064.263
**D	WELLS FARGO VT INTERNATIONAL EQUITY FUND	0	88.114	88.114
**D	WELLS FARGO DIVERSIFIED INTERNATIONAL FUND	0	135.403	135.403
**D	WELLS FARGO INTERNATIONAL EQUITY FUND	0	54.008	54.008
**D	WELLS FARGO ADVANTAGE INFLATION-PROTECTED BOND PORTFOLIO	0	546.375	546.375
**D	WISDOMTREE ISSUER PUBLIC LIMITED COMPANY	0	18.075	18.075
**D	WILMINGTON TRUST COLLECTIVE INVESTMENT TRUST	0	32.676	32.676
**D	WILMINGTON OPPORTUNISTIC INVESTMENT FUND, L.P.	0	1.501.309	1.501.309
**D	DIVERSIFIED MARKETS (2010) POOLED FUND TRUST	0	17.714	17.714
**D	WASHINGTON STATE INVESTMENT BOARD	0	5.194	5.194
**D	WESCAMPTREE-DYNAMIC CURRENCY HEDGED EUROPE EQUITY FUND	0	6.761.869	6.761.869
**D	WISDOMTREE-DYNAMIC CURRENCY HEDGED INTNL EQUITY FUND	0	5.437	5.437
**D	WISDOMTREE GLOBAL EX-MEXICO EQUITY FUND	0	67.503	67.503
**D		0	193	193

88 3 6 4 2/1103

LISTA ESITO DELLE VOTAZIONE

Oggetto: Bilancio di esercizio al 31 dicembre 2018 di Eni S.p.A. Deliberazioni relative. Presentazione Bilancio consolidato al 31 dicembre 2018, Relazioni degli Amministratori, del Collegio Sindacale e della Società di revisione.

FAVOREVOLI

Badge	Ragione Sociale	Proprio	Delega	Totale
**D	WISDOMTREE INTERNATIONAL HIGH DIVIDEND FUND	0	135.631	135.631
**D	WISDOMTREE INTERNATIONAL EQUITY FUND	0	272.628	272.628
**D	WISDOMTREE GLOBAL HIGH DIVIDEND FUND	0	16.098	16.098
**D	WISDOMTREE INTERNATIONAL DIVIDEND EX-FINANCIALS FUND	0	134.810	134.810
**D	WISDOMTREE INTERNATIONAL LARGE-CAP DIVIDEND FUND	0	188.886	188.886
**D	NEW YORK STATE TEACHERS RETIREMENT SYSTEM	0	9.257	9.257
**D	ENI CORPORATE CLASS INC.	0	1.067.803	1.067.803
**D	ENI MONTHLY INCOME FUND	0	136.819	136.819
**D	ENI GLOBAL EQUITY FUND	0	130.618	130.618
**D	ENI DIVERSIFIED INCOME PORTFOLIO	0	63.722	63.722
**D	PRUDENTIAL RETIREMENT INSURANCE & ANNUITY COMPANY	0	48.107	48.107
**D	VAILSHURG FUND LLC	0	227.455	227.455
**D	MELLINGTON MANAGEMENT FUNDS (IRELAND) ELC	0	29.270	29.270
**D	MANULIFE ASSET MANAGEMENT INTERNATIONAL EQUITY INDEX POOLED F	0	15.159	15.159
**D	SS BK AND TRUST COMPANY INV FUNDS FOR TAX-EXEMPT RETIREMENT PL	0	101.287	101.287
**D	RESOURCE STOCK INDEX COMMON TRUST FUND	0	11.581.851	11.581.851
**D	SSGA ACWI INTEGR ALPHA SELECT NON-LENDING QP COMMON TRUST F	0	58.445	58.445
**D	SSGA RUSSELL FB GL EX-US INDEX NONLENDING QP COMMON TRUST FUND	0	51.037	51.037
**D	SSGA S+P GLB LARGEMIDCAP NAT RES INDEX NON-LEND QP COMM TR F	0	79.632	79.632
**D	SSGA FTSE RAFI DEVELOPED 1000 INDEX NON-LENDING COMMON TR F	0	255.405	255.405
**D	STATE STREET GLOBAL MANAGED VOL ALPHA NON-LENDING COM TRUST FD	0	53.068	53.068
**D	SS FTSE DEV COMPREHENSIVE FACTOR IND NON-LENDING COMMON TRU FD	0	98.836	98.836
**D	STATE STREET RAFI DEVELOP EX-US INDEX NON-LENDING COMMON TR FD	0	63.449	63.449
**D	SSGA ALL COUNTRY W EX-US INTEGR ALPHA SEL NON-LEND COMN TR F	0	17.753	17.753
**D	SSGA MSCI EUROPE SCREENED INDEX NON-LENDING COMMON TRUST FUND	0	157.631	157.631
**D	MSCI EAFE PROV SCREENED INDEX NON-LENDING COMMON TRUST FUND	0	240.692	240.692
**D	VANGUARD ENERGY FUND	0	43.302	43.302
**D	VANGUARD TOTAL WORLD STOCK INDEX FUND	0	466.698	466.698
**D	VANGUARD DEVELOPED MARKETS INDEX FUND	0	218.047	218.047
**D	MULTICOOPERATION SICAV	0	15.135.595	15.135.595
**D	UBS ETF	0	16.701	16.701
**D	UBS ETF	0	8.737	8.737
**D	UBS ETF	0	370.970	370.970
**D	UBS ETF	0	2.128	2.128
**D	UBS ETF	0	3.707	3.707
**D	UBS ETF	0	1.332	1.332
**D	UBS ETF	0	61.404	61.404
**D	UBS ETF	0	489	489
**D	UBS ETF	0	9.893	9.893
**D	MONETARY AUTHORITY OF SINGAPORE	0	12.621	12.621
**D	BLACKROCK NATURAL RESOURCES TRUST	0	594.136	594.136
**D		0	105.425	105.425

83942/1009

## LISTA ESITO DELLE VOTAZIONE

Oggetto: Bilancio di esercizio al 31 dicembre 2018 di Eni S.p.A. Deliberazioni relative, Presentazione Bilancio consolidato al 31 dicembre 2018. Relazioni degli Amministratori, del Collegio Sindacale e della Società di revisione.

## FAVOREVOLI

Badge	Paigione Sociale	Proprio	Delega	Totale
**D	ISHARES MSCI EAFE INTERNATIONAL INDEX FUND	0	1.412.992	1.412.992
**D	BLACKROCK ENERGY AND RESOURCES TRUST	0	458.300	458.300
**D	BLACKROCK RESOURCES AND COMMODITIES STRATEGY TRUST	0	576.800	576.800
**D	COLLEGE RETIREMENT EQUITIES FUND	0	2.990.309	2.990.309
**D	COLLEGE RETIREMENT EQUITIES FUND	0	245.237	245.237
**D	TLIA-CREF INTERNATIONAL EQUITY INDEX FUND	0	2.074.065	2.074.065
**D	BRIGHTHOUSE FUNDS TRUST I -MFS RESEARCH INTERNATIONAL FFF	0	901.865	901.865
**D	COMAGRA FOODS MASTER PENSION TRUST	0	63.692	63.692
**D	FACE INTERNATIONAL EQUITY INVESTMENTS	0	586.801	586.801
**D	RUSSELL INVESTMENT COMPANY - RUSSELL INTERN DEVELOPED MKT F	0	290.143	290.143
**D	RUSSELL INVESTMENT COMPANY ROSSSELL GLOBAL EQUITY FUND	0	90.367	90.367
**D	REGIME DE RETRAITE DE L'UNIVERSITE DE MONTREAL	0	328.154	328.154
**D	MERCY HEALTH	0	95.062	95.062
**D	BOSTON RETIREMENT SYSTEM	0	161.233	161.233
**D	VALIC COMPANY I - INTERNATIONAL EQUITIES FUND	0	181.577	181.577
**D	VALIC COMPANY I INTERNATIONAL VALUE FUND	0	1.183.672	1.183.672
**D	VALIC COMPANY I - GLOBAL STRATEGY FUND	0	204.179	204.179
**D	BRIGHTHOUSE FUNDS TRUST II - METLIFE MSCI EAFE INDEX PTF	0	184.398	184.398
**D	STATE OF MINNESOTA	0	1.388.478	1.388.478
**D	RUSSELL INVESTMENT FUNDS INTERNATIONAL DEVELOPED MARKETS FUND	0	40.582	40.582
**D	ALAMEDA COUNTY EMPLOYEES' RETIREMENT ASSOCIATION	0	970.366	970.366
**D	MERCER NON-US CORE EQUITY FUND	0	619.796	619.796
**D	TRANSAMERICA TS+M INTERNATIONAL EQUITY VP	0	131.696	131.696
**D	JOHN HANCOCK LIFE AND HEALTH INSURANCE COMPANY	0	7.445	7.445
**D	MASSUTRAL SELECT OVERSEAS FUND	0	208.165	208.165
**D	MMI FOREIGN FUND	0	438.653	438.653
**D	SPDR MSCI ACWI EX-US EFF	0	218.920	218.920
**D	SPDR S&P WORLD (EX-US) ETF	0	621.511	621.511
**D	ORANGE COUNTY EMPLOYEES RETIREMENT SYSTEM	0	152.007	152.007
**D	MORGAN STANLEY INSTITUTIONAL FD TR - GLOBAL STRATEGIST PTF	0	10.807	10.807
**D	MORGAN STANLEY VAR IVE FUND, INC. GLOBAL STRATEGIST PORTFOLIO	0	1.280	1.280
**D	ONTARIO TEACHERS PENSION PLAN BOARD	0	1.288.759	1.288.759
**D	EUROPE INVESTMENT FUND	0	73.038	73.038
**D	BRANDES GLOBAL BALANCED FUND	0	17.559	17.559
**D	BRANDES INTERNATIONAL EQUITY FUND	0	212.895	212.895
**D	BRANDES GLOBAL EQUITY FUND	0	306.954	306.954
**D	STONNA CANADIAN BALANCED FUND	0	24.704	24.704
**D	PACIFIC SELECT FUND INTERNATIONAL VALUE PORTFOLIO	0	2.050.945	2.050.945
**D	PACIFIC SELECT FUND INTERNATIONAL LARGE CAP PORTFOLIO	0	988.377	988.377
**D	WELLINGTON DIVERSIFIED INFLATION HEDGES FUND	0	445.215	445.215
**D	EMPLOYEES' RETIREMENT SYSTEM OF THE CITY OF PROVIDENCE	0	74.138	74.138
**D	MERCY HEALTH RETIREMENT TRUST	0	47.671	47.671

Pagina 35

Azionisti in proprio: 3.204 Teste: 19  
 Azionisti in delega: 9 Azionisti in delega: 3.195

83942/1105

## LISTA ESITO DELLE VOTAZIONI

Oggetto: Bilancio di esercizio al 31 dicembre 2018 di Eni S.p.A. Deliberazioni relative. Presentazione Bilancio consolidato al 31 dicembre 2018. Relazioni degli Amministratori, del Collegio Sindacale e della Società di revisione.

## FAVOREVOLI

Badge	Ragione Sociale	Proprio	Delega	Totale
**D	WELLINGTON TR CO NAT ASS MULT COMMON TR F TR REAL ASSET ETF	0	21.018	21.018
**D	WELLINGTON TR CO NAT ASS COM TR F TR DIVERS INFLATION HDG ETF	0	727.751	727.751
**D	NORFOLK COUNTY RETIREMENT SYSTEM	0	48.074	48.074
**D	SPDR STOXX EUROPE 50 ETF	0	102.487	102.487
**D	SPDR DJ EURO STOCK 50 ETF	0	2.038.153	2.038.153
**D	INTERNATIONAL ALPHA SELECT COMMON TRUST FUND	0	163.122	163.122
**D	COMMON TRUST ITALY FUND	0	2.198.648	2.198.648
**D	WORLD INDEX OLUS SECURITIES LENDING COMMON TRUST FUND	0	35.867	35.867
**D	ISHARES II PUBLIC LIMITED COMPANY	0	6.735.902	6.735.902
**D	ISHARES PUBLIC LIMITED COMPANY	0	1.058.949	1.058.949
**D	ISHARES V PUBLIC LIMITED COMPANY	0	185.390	185.390
**D	ISHARES III PUBLIC LIMITED COMPANY	0	1.593.742	1.593.742
**D	ISHARES VI PUBLIC LIMITED COMPANY	0	201.202	201.202
**D	ISHARES IV PUBLIC LIMITED COMPANY	0	1.540.032	1.540.032
**D	ISHARES VII PLC	0	5.650.642	5.650.642
**D	ASH AMRO MULTI-MANAGER FUNDS	0	1.630.164	1.630.164
**D	BLACKROCK AM DE FOR ISHARES EURO STOCK UCITS ETF (DE)	0	933.690	933.690
**D	BLACKROCK AM DE FOR ISHARES STOXX EUROPE 50 UCITS ETF (DE)	0	107.057	107.057
**D	BLACKROCK AM DE FOR ISHS STOXX EUROPE LARGE 200 UCITS ETF (DE)	0	41.239	41.239
**D	ISHARES I INV MIT TGV F ISHS ST EUROPE600 OIL+GAS UCITS ETF DE	0	3.181.882	3.181.882
**D	BLACKROCK AM DE FOR ISHARES STOCK EUROPE 600 UCITS ETF (DE)	0	1.689.466	1.689.466
**D	NAT WESTPAC SERV LTD BK PLC AS TRUSTEE O LF PROL EURO QIS FD	0	436.869	436.869
**D	FACE INTERNATIONAL EQUITY INVESTMENTS	0	327.069	327.069
**D	MONETARY AUTHORITY OF SINGAPORE FUND	0	449.047	449.047
**D	MANAGED PENSION FUNDS LIMITED	0	1.632.568	1.632.568
**D	SCOTTISH WIDOWS OVERSEAS GROWTH INV FUND ICVC - EURO GROWTH F	0	459.846	459.846
**D	SCOTTISH WIDOWS OVERSEAS GROWTH INV FUNDS ICVC-GLOBAL GROW F	0	148.621	148.621
**D	SCOTTISH WIDOWS INV SOLUTIONS F ICVC - EUROPEAN (EX UK) EQ FD	0	647.314	647.314
**D	THE TRUSTEES OF ELECTRONIC DATA SYSTEMS 1994 PENSION SCHEME	0	23.821	23.821
**D	THE TRUSTEES OF ELECTRONIC DATA SYSTEMS LTD RETIREMENT PLAN	0	41.895	41.895
**D	STICHTING PENSIOENFONDS CHEMOURS NEDERLAND	0	17.673	17.673
**D	SBC INVESTMENT FUNDS (UK) ICVC IV BMD GLOBAL EQUITY FUND	0	180.038	180.038
**D	STATE STREET TRUSTEES LIMITED AIF EP MITON INCOME FUND	0	77.200	77.200
**D	THE TRUSTEES OF GOLDMAN SACHS UK RETIREMENT PLAN	0	8.770	8.770
**D	M+S INVESTMENT FUNDS (I)- M+S EUROPEAN INDEX TRACKER FUND	0	38.432	38.432
**D	M+S INVESTMENT FUNDS (I)- M+S GLOBAL CONVERTIBLES FUND	0	142.032	142.032
**D	NATIONAL TRUST FOR SCOTLAND	0	57.286	57.286
**D	THE TRUSTEES OF THE CARNegie TRUST FOR UNI OF SCOTLAND	0	208.566	208.566
**D	GENM INV FUNDS U.K. ICVC - ENCA EUROPEAN SEL EQ FUND	0	36.000	36.000
**D	VANGUARD INV FIS ICVC-VANG FTSE DEV WOR LD EX - UK EQT IND FD	0	643.707	643.707
**D	VANGUARD INV F ICVC-VANGUARD FTSE DEV EUROPE EX-UK EQ INDEX F	0	893.210	893.210
**D	VANGUARD INV FUNDS ICVC-VANGUARD FTSE GLOS ALL CAP IND FUND	0	9.852	9.852

Pagina 36

Azionisti in proprio: 3.204  
 Azionisti in delega: 9

Totale: 3.195  
 Azionisti in delega: 9

LISTA ESITO DELLE VOTAZIONE


Oggetto: Bilancio di esercizio al 31 dicembre 2018 di Eni S.p.A. Deliberazioni relative. Presentazione Bilancio consolidato al 31 dicembre 2018. Relazioni degli Amministratori, del Collegio Sindacale e della Società di revisione.

FAVOREVOLI

Badge	Ragione Sociale	Proprio	Delega	Totale
**D	PUBLIC AUTHORITY FOR SOCIAL INSURANCE	0	21.443	21.443
**D	MULTI-MANAGER ICVC - MULTI-MANAGER DREQUITY INCOME FUND	0	223.178	223.178
**D	MULTI-MANAGER ICVC MULTI-MANAGER UK EQUITY GROWTH FOND	0	17.043	17.043
**D	SCOTTISH WIDOWS FIV SOL F ICVC- FUNDAMENTAL INDEX GLB EQ F	0	675.626	675.626
**D	STATE STREET INTERNATIONAL EQUITIES INDEX TRUST	0	82.790	82.790
**D	EMERGENCY SERVICES SUPERANNUATION SCHEME	0	11.281	11.281
**D	EATON VANCE (AUSTRALIA) HEXAVEST ALL-COUNTRY GL EQUITY FUND	0	2.557	2.557
**D	FIRST STATE SUPERANNUATION SCHEME	0	382.320	382.320
**D	MFS LOW VOLATILITY GLOBAL EQUITY TRUST	0	1.143	1.143
**D	RUSSELL INVESTMENTS TAX EFFECTIVE GLOBAL SHARES FUND	0	31.191	31.191
**D	FINEBRIDGE GLOBAL DYNAMIC ASSET ALLOCATION FUND	0	51.673	51.673
**D	STATE STREET GLOBAL EQUITY FUND	0	55.032	55.032
**D	OSUPEN	0	48.779	48.779
**D	DBS IQ MSCI WORLD EX AUSTRALIA ETHICAL ETF	0	2.417	2.417
**D	UBS IQ MSCI EUROPE ETHICAL ETF	0	3.209	3.209
**D	VPMC INTERNATIONAL EQUITY TRUST 1	0	19.543	19.543
**D	VPMC INTERNATIONAL EQUITY TRUST 2	0	40.590	40.590
**D	ARROWSTREET (CANADA) GLOBAL ALL-COUNTRY ALPHA EXTENSION FUND I	0	18.705	18.705
**D	ARROWSTREET (CANADA) GLOBAL WORLD ALPHA EXTENSION FUND I	0	30.458	30.458
**D	CANADA PENSION PLAN INVESTMENT BOARD	0	38.521	38.521
**D	FLOUKISH INVESTMENT CORPORATION	0	2.099.093	2.099.093
**D	PEOPLE'S BANK OF CHINA	0	3.119.129	3.119.129
**D	OMERS ADMINISTRATION CORPORATION FUND	0	753.967	753.967
**D	CATHOLIC ENDOWMENT FUND, LP	0	12.378	12.378
**D	DE SHAW OCEANUS INTERNATIONAL INC	0	16.921	16.921
**D	CIM EUROPEAN CAYMAN FUND LIMITED	0	68.028	68.028
**D	CIM FORT STR FDR-EUR DY NLG-SHED (DEFG)	0	76.287	76.287
**D	SPARINVEST EUROPEAN VALUE	0	497.261	497.261
**D	SPARINVEST GLOBAL VALDE	0	98.030	98.030
**D	ALICE A PROIETTI FAMILY TRUST UAD 09/27/13	0	2.546	2.546
**D	AMERGEN CLINTON NUCLEAR POWER PLANT NONQUALIFIED FUND	0	5.128	5.128
**D	ALW 2010 FAMILY TRUST	0	106.618	106.618
**D	BAE SYSTEMS PENSION FUNDS COMMON INVESTMENT FUND	0	100.361	100.361
**D	MASTER TRUST FOR CERTAIN TAX-QUALIFIED BECHTEL RET PLANS	0	63.212	63.212
**D	THE BOEING COMPANY EMPLOYEES SAVINGS PLANS MASTER TRUST	0	221.135	221.135
**D	BECHTEL NR PROGRAM PENSION MASTER TRUST	0	13.385	13.385
**D	BATTELLE MEMORIAL INSTITUTE	0	14.100	14.100
**D	TRUST FOR THE PENSION PLAN OF THE CHUBB CORPORATION	0	56.294	56.294
**D	CALIFORNIA COMMUNITY FOUNDATION	0	8.350	8.350
**D	CYSTIC FIBROSIS FOUNDATION	0	61.964	61.964
**D	EMERCH OF LEBLANC INVESTMENT FUND FOR PENSIONS	0	47.282	47.282
**D	DAUGHTERS OF CHARITY OF ST VINCENT DE PAUL PROV OF THE WEST	0	70.527	70.527

Azionisti: 3.204 Teste: 19  
 Azionisti in proprio: 9 Azionisti in delega: 3.195

83942/1107



LISTA ESITO DELLE VOTAZIONI

Oggetto: Bilancio di esercizio al 31 dicembre 2018 di Eni S.p.A. Deliberazioni relative. Presentazione Bilancio consolidato al 31 dicembre 2018. Relazioni degli Amministratori, del Collegio Sindacale e della Società di revisione.

FAVOREVOLI

Badge	Ragione Sociale	Proprio	Delega	Totale
**D	ACORN 1998 TRUST	0	2.631	2.631
**D	EXELON PEACH BOTTOM UNIT 1 QUALIFIED FUND	0	917	917
**D	ERIKA GLAZER	0	11.200	11.200
**D	EXELON FITZPATRICK QUALIFIED FUND	0	12.088	12.088
**D	JOSHUA GREEN CORPORATION	0	9.292	9.292
**D	HONEYWELL SAVINGS AND OWNERSHIP PLAN MASTER TRUST	0	11.252	11.252
**D	JTW TRUST NO. 3 UAD 9/19/02	0	12.024	12.024
**D	JTW TRUST NO. 1 UAD 9/19/02	0	8.181	8.181
**D	JTW TRUST NO. 5 UAD 9/19/02	0	4.210	4.210
**D	NEW CHURCH INVESTMENT FUND	0	145.545	145.545
**D	MWPE CONTRACTOR DB MASTER TRUST	0	4.800	4.800
**D	NOVANT HEALTH INC	0	102.364	102.364
**D	PERISCO, INC. MASTER TRUST	0	22.898	22.898
**D	NTCC COLLECTIVE FUNDS FOR EMPLOYEE BENEFIT TRUSTS	0	267.659	267.659
**D	SAMFORD UNIVERSITY PENSION PLAN TRUST	0	668.423	668.423
**D	S. ROBSON WALTON 1999 CHILDRENS TRUST	0	2.423	2.423
**D	THOMAS L. WALTON FAMILY TRUST UAD 03/19/13	0	3.171	3.171
**D	RETIREMENT PLAN FOR CITY OF TAMPA GENERAL EMPLOYEES	0	2.268	2.268
**D	VIRGINIA C. MARS REVOCABLE TRUST DATED AUGUST 6, 1991	0	48.262	48.262
**D	HRW TRUST NO 2 UAD 01/17/03	0	1.758	1.758
**D	IRW TESTAMENTARY TRUST NO 10	0	11.295	11.295
**D	WHEELS COMMON INVESTMENT FUND	0	15.313	15.313
**D	S. ROBSON WALTON 2010 TRUST	0	24.153	24.153
**D	EXELON CORPORATION EMPLOYEES BENEFIT TRUST FOR MNG EMPL	0	4.472	4.472
**D	EXELON CORPORATION PENSION MASTER RETIREMENT TRUST	0	53.599	53.599
**D	PECO ENERGY COMPANY RETIRES MEDICAL TRUST	0	767.339	767.339
**D	EXELON CORPORATION NUCLEAR DECOMMISSION TRUST - NON TAX QUAL	0	46.374	46.374
**D	STEWART L. WALTON FAMILY TRUST UAD 3/19/13	0	657	657
**D	S. ROBSON WALTON 2009 GRAT NO. 4 ARTICLE II TRUST	0	4.379	4.379
**D	USAA MASTER TRUST (PENSION AND RSP)	0	5.023	5.023
**D	BANK OF BOTSWANA	0	21.689	21.689
**D	CITY OF CLEARWATER EMPLOYEES' PENSION FUND	0	12.931	12.931
**D	FIREMEN'S ANNUITY & BENEFIT FUND OF CHICAGO	0	30.846	30.846
**D	BAPTIST FOUNDATION OF TEXAS DBA HIGHGROUND ADVISORS	0	79.600	79.600
**D	INTERNATIONAL MONETARY FUND RETIRED STAFF BENEFITS INVESTMENT	0	202.602	202.602
**D	LINCOLNSHIRE COUNTY COUNCIL PENSION FUND	0	143.669	143.669
**D	MENCK INVESTMENT SERVICES, INC	0	15.104	15.104
**D	MONSANTO COMPANY MASTER PENSION TRUST	0	48.129	48.129
**D	ASCENSION HEALTHCARE MASTER PENSION TRUST	0	14.978	14.978
**D	PENSION BONBOS-UNITED CHURCH OF CHRIST	0	103.867	103.867
**D		0	334.063	334.063
**D		0	9.393	9.393

83942/1108

LISTA ESITO DELLE VOTAZIONE

Oggetto: Bilancio di esercizio al 31 dicembre 2018 di Eni S.p.A. Deliberazioni relative. Presentazione Bilancio consolidato al 31 dicembre 2018. Relazioni degli Amministratori, del Collegio Sindacale e della Società di revisione.

FAVOREVOLI

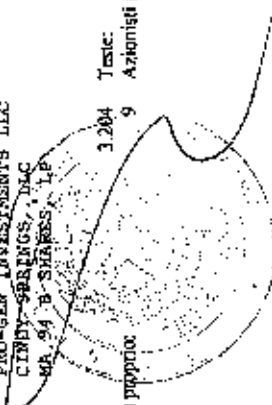
Badge	Ragione Sociale	Proprio	Delega	Totale
**D	PENSION BOARDS-UNITED CHURCH OF CHRIST	0	34.024	34.024
**D	PUBLIC PENSION AGENCY	0	1.140.243	1.140.243
**D	FUBLIC PENSION AGENCY	0	81.275	81.275
**D	STATE OF UTAH, SCHOOL AND INSTITUTIONAL TRUST FUNDS	0	56.900	56.900
**D	FIREMEN'S RETIREMENT SYSTEM OF ST. LOUIS	0	36.589	36.589
**D	MS TR AGRE UN VAR EMPL BEN PL UNIT US INC & ITS SUB & AFF	0	35.397	35.397
**D	NPCC WELLINGTON EUROPE CONTRARIAN VALUE FUND AFGT	0	23.617	23.617
**D	THE BOARD OF MANAGEMENT OF THE CHINESE PERMANENT CEMETERIES	0	3.499	3.499
**D	HEAT DRUGS FUND ASSOCIATION	0	2.943	2.943
**D	HOSPITAL AUTHORITY PROVIDENT FUND SCHEME	0	660.319	660.319
**D	HONG KONG SAR GOVERNMENT EXCHANGE FUND	0	2.930.439	2.930.439
**D	BANK NEGARA MALAYSIA	0	177.246	177.246
**D	ATIVO INTERNATIONAL EQUITY FUND LP	0	42.030	42.030
**D	BUNTING INTERNATIONAL DEVELOPED EQUITY TE LLC	0	1.697	1.697
**D	CARNOLL AVENUE PARTNERS LLC	0	1.091	1.091
**D	CARNELIAN INVESTMENT MANAGEMENT LLC	0	40.491	40.491
**D	CHCP GLOBAL SECURITIES LP	0	198	198
**D	DODDINGTON GLOBAL FUND LLC	0	181.843	181.843
**D	DYARSTY INVEST, LTD	0	4.959	4.959
**D	EVA VALLEY MAI LLC	0	19.292	19.292
**U	FISHER INVESTMENTS TRUST	0	121.576	121.576
**D	FOURTH AVENUE INVESTMENT COMPANY.	0	9.859	9.859
**D	FIDDLER PARTNERS LLC	0	1.275	1.275
**D	THE HUNTING FARM INT DEVELOPED EQUITY LIMITED LIABILITY CO	0	3.166	3.166
**D	BRANDES INVESTMENT PARTNERS, LP 401(K) PLAN	0	26.191	26.191
**D	INTERNATIONAL EXPATRIATE BENEFIT MASTER TRUST	0	12.536	12.536
**D	HASLAM FAMILY INVESTMENT PARTNERSHIP	0	1.580	1.580
**D	INTERVENTURE EQUITY INVESTMENTS LIMITED	0	35.156	35.156
**D	THE JET MASTER INVESTMENT PARTNERSHIP LLP	0	6.293	6.293
**D	K ARIES INVESTMENTS SR LIMITED	0	22.650	22.650
**D	NTGI-QM COMMON DAILY EAFE INDEX FUND - NON LENDING	0	300.417	300.417
**D	LAKE AVENUE INVESTMENTS, LLC	0	111.083	111.083
**D	LEGRA & GENERAL MSCI EAFE FUND, LLC	0	102.497	102.497
**D	LEHMAN-STAMP FAMILY PARTNERS LLC	0	177	177
**D	LTV GROUP HOLDINGS, LLC	0	57.102	57.102
**D	LOMA LLC	0	1.264	1.264
**D	LOX PARTNERSHIP, LLC	0	20.125	20.125
**D	82A HOLDINGS, LLC	0	8.667	8.667
**D	OMEGA FFIP LIMITED PARTNERSHIP	0	574	574
**D	PRO-GEN INVESTMENTS LLC	0	22.310	22.310
**D	CIMBY-SPRINGS, LLC	0	69.986	69.986
**D	MA 94 B SHARES, LP	0	87.961	87.961

*[Handwritten signature]*

23942/1109

Pagina 39

Azionisti: 3.204  
 Azionisti in proprio: 9  
 Azionisti in delega: 19  
 3.195





LISTA ESITO DELLE VOTAZIONE

Oggetto: Bilancio di esercizio al 31 dicembre 2018 di Eni S.p.A. Deliberazioni relative. Presentazione Bilancio consolidato al 31 dicembre 2018. Relazioni degli Amministratori, del Collegio Sindacale e della Società di revisione.

FAVOREVOLI

Badge	Regione Sociale	Proprio	Delega	Totale
**D	NTGI-QK COMMON DAILY ALL COUNTR EX-US INV MKT INDEX F NORLEND	0	70.855	70.855
**D	RMK LIQUID LLC	0	36.563	36.563
**D	SEMI PARTNERS, LLC	0	212.575	212.575
**D	SALIX, LLC	0	2.858	2.858
**D	SENTINEL INTERNATIONAL FUND	0	4.644	4.644
**D	SENTINEL INTERNATIONAL TRUST	0	17.906	17.906
**D	STATES OF GUERNSEY SUPERANNUATION FUND	0	114.792	114.792
**D	TANYA AND CHARLES BRANDES FOUNDATION	0	10.623	10.623
**D	SIM GLOBAL BALANCED TRUST	0	1.145	1.145
**D	SILVER GROWTH FUND, LP	0	1.793	1.793
**D	GLOBAL BOND FUND	0	56.887	56.887
**D	MS FUND LP	0	58.466	58.466
**D	HF FUND, LP	0	20.840	20.840
**D	FLM INTERNATIONAL LLC	0	7.137	7.137
**D	SHIMODA HOLDINGS, LLC	0	14.282	14.282
**D	MALACHITE 35 TRUST	0	3.368	3.368
**D	BUI INVESTMENTS LLC	0	17.949	17.949
**D	ASCENSION ALPHA FUND, LLC	0	684.732	684.732
**D	BRANDES INSTITUTIONAL EQUITY TRUST	0	787.731	787.731
**D	GOVERNMENT OF GUAM RETIREMENT FUND	0	44.160	44.160
**D	K INVESTMENTS SH LIMITED	0	382.367	382.367
**D	LEGAL & GENERAL MSCI EAFE SI FUND, LLC	0	93.287	93.287
**D	NTGI-QK COMMON DAILY EAFE INDEX FUND - LENDING	0	180.637	180.637
**D	NTGI - QM COMM DAILY ALL COUNTRY WD EX-US EQ INDEX F - JEND	0	116.493	116.493
**D	NTCC COLLECTIVE FUNDS FOR GRANTOR TRUSTS	0	17.540	17.540
**D	UNITED NATIONS JOINT STAFF PENSION FUND	0	2.000.000	2.000.000
**D	THE PUBLIC INSTITUTION FOR SOCIAL SECURITY	0	1.366.742	1.366.742
**D	THE PUBLIC INSTITUTION FOR SOCIAL SECURITY	0	129.315	129.315
**D	THE PUBLIC INSTITUTION FOR SOCIAL SECURITY	0	210.986	210.986
**D	INTERNATIONAL MONETARY FUND STAFF RETIREMENT PLAN	0	76.989	76.989
**D	UNIT NAT RELIEF AND WORKS AG FOR PALEST REF IN THE NEAR EAST	0	22.034	22.034
**D	MONDRIAN INTERNATIONAL EQUITY FUND L.P.	0	6.254.153	6.254.153
**D	MONDRIAN ALL COUNTRIES WORLD EX-US EQUITY FUND LP	0	1.562.168	1.562.168
**D	NATIONAL COUNCIL FOR SOCIAL SECURITY FUND, P.R.C	0	771.759	771.759
**D	NGEE ANN POLYTECHNIC	0	7.365	7.365
**D	THE NATIONAL UNIVERSITY OF SINGAPORE	0	6.069	6.069
**D	FIDELITY SALEM STREET TRUST: FIDELITY FLEX INTERM INDEX FUND	0	38.364	38.364
**D	FIDELITY SALEM STREET TRUST: FIDELITY SERIES GLOBAL EX U.S. INDEX FUND	0	851.996	851.996
**D	FISHER INVESTMENTS GLOBAL TOTAL RETURN UNIT TRUST FUND	0	2.072	2.072
**D	HAGFORS LIMITED	0	20.416	20.416
**D	STICHTING BLUE SKY LIQUID ASSET FUNDS	0	289.162	289.162
**D	NEW ZEALAND SUPERANNUATION FUND	0	894.680	894.680

CO 31942 P/MO

LISTA ESITO DELLE VOTAZIONE

Oggetto: Bilancio di esercizio al 31 dicembre 2018 di Eni S.p.A. Deliberazioni relative. Presentazione Bilancio consolidato al 31 dicembre 2018. Relazioni degli Amministratori, del Collegio Sindacale e della Società di revisione.

FAVOREVOLI

Badge	Ragione Sociale	Proprio	Delega	Totale
**D	ARIA CO FTY LTD AS TRUSTEE FOR COMBINED INVESTMENTS FUND	0	791.448	791.448
**D	ARIA INVESTMENTS TRUST	0	218.397	218.397
**D	MERCER OES TRUST	0	131.150	131.150
**D	CIC INTERNATIONAL EQUITIES FUND	0	20.299	20.299
**D	GOVERNMENT EMPLOYEES SUPERANNUATION BOARD	0	50.922	50.922
**D	LORD MAYORS CHARITABLE FUND	0	2.062	2.062
**D	QUEENSLAND INVESTMENT TRUST NO.2	0	44.447	44.447
**D	RIVER AND MERCANTILE GLOBAL HIGH ALPHA FUND	0	19.667	19.667
**D	ACCOM DC RETIREMENT PLANS SMA MASTER TRUST	0	295.763	295.763
**D	AMERICAN MEDICAL ASSOCIATION	0	133.376	133.376
**D	BLOE SHIELD OF CALIFORNIA EMPLOYEES' RETIREMENT PLAN	0	77.749	77.749
**D	CALIFORNIA PHYSICIANS SERVICE D/B/A BLUE SHIELD OF CALIFORNIA	0	251.644	251.644
**D	CATERPILLAR INVESTMENT TRUST	0	91.464	91.464
**D	CATERPILLAR INC MASTER RETIREMENT TRUST	0	293.181	293.181
**D	CENTURYLINK, INC. DEFINED CONTRIBUTION PLAN MASTER TRUST	0	91.466	91.466
**D	THE NORTHERN TRUST COMPANY SUB-ADVISED COLLECTIVE FUNDS TRUST	0	79.791	79.791
**D	DOMINION RESOURCES INC. MASTER TRUST	0	107.448	107.448
**D	EKELON CORPORATION DEF CONTRIBUTION RET PLANS MASTER TR	0	253.261	253.261
**D	FRANCISCAN ALLIANCE, INC	0	68.011	68.011
**D	FRANCISCAN ALLIANCE, INC	0	89.369	89.369
**D	FORD MOTOR COMPANY DEFINED BENEFIT MASTER TRUST	0	91.925	91.925
**D	THE HEALTH FOUNDATION	0	36.386	36.386
**D	JOHN & FETZER INSTITUTE INC	0	8.157	8.157
**D	JTM TRUST NO. 4 DAD 9/19/02	0	15.764	15.764
**D	JTM TRUST NO. 2 DAD 9/19/02	0	11.424	11.424
**D	THE TRUSTEES OF THE LEVERHULME TRUST	0	96.575	96.575
**D	THE TRUSTEES OF THE LEVERHULME TRUST	0	100.100	100.100
**D	LOCKHEED MARTIN CORPORATION MASTER RETIREMENT TRUST	0	330.165	330.165
**D	LSC SAVINGS TRUST	0	38.128	38.128
**D	COMMONWEALTH OF MASSACHUSETTS EMPLOYEES DEFERRED COMP PLAN	0	76.767	76.767
**D	MICRIGAN CATHOLIC CONFERENCE MASTER PENSION TRUST	0	8.786	8.786
**D	MARY K McQUISTON MCCAW	0	4.190	4.190
**D	MONSANTO COMP DEFINED CONTRIB AND EMPLOYEE STOCK OWNERSHIP TR	0	113.214	113.214
**D	MICHIGAN CATHOLIC CONFERENCE	0	3.823	3.823
**D	ACTIVE M INTERNATIONAL EQUITY FUND	0	345.225	345.225
**D	NORTHERN FUNDS - INTERNATIONAL EQUITY INDEX FUND	0	977.513	977.513
**D	MASTER TR AGREE BETWEEN PFIZER INC AND THE NORTHERN TR CO	0	889.514	889.514
**D	MASTER TR AGREE BETWEEN PFIZER INC AND THE NORTHERN TR CO	0	32.110	32.110
**D	PRESEBYTERIAN CHURCH (USA) FOUNDATION	0	25.795	25.795
**D	NORTHERN TRUST GLOBAL INVESTMENTS COLLECTIVE FUNDS TRUST	0	5.525.187	5.525.187
**D	NATIONAL RAILROAD RETIREMENT INVESTMENT TRUST	0	272.910	272.910
**D	1999 VOL. EMP. BEN. ASS NON-REPR EMPL OF SOUT CAL EDISON CO	0	5.099	5.099

Pagina 41

Azionisti in proprio: 3.204 Tente: 19  
 Azionisti in delega: 9 Azionisti in delega: 3.195

005-3942/MS

LISTA ESITO DELLE VOTAZIONE

Oggetto: Bilancio di esercizio al 31 dicembre 2018 di Eni S.p.A. Deliberazioni relative. Presentazione Bilancio consolidato al 31 dicembre 2018, Relazioni degli Amministratori, del Collegio Sindacale e della Società di revisione.

FAVOREVOLI

Badge	Ragione Sociale	Proprio	Delega	Totale
**D	SAMFORD UNIVERSITY	0	3.436	3.436
**D	TEXAS CHRISTIAN UNIVERSITY	0	34.607	34.607
**D	TE CONNECTIVITY CORP RET SAVINGS AND INVESTMENT PLAN TRUST	0	38.816	38.816
**D	THE TRUSTEES OF THE HENRY SMITH CHARITY	0	72.486	72.486
**D	TRINITY COLLEGE CAMBRIDGE	0	18.034	18.034
**D	THE UNIVERSITY OF ARKANSAS FOUNDATION, INC	0	11.309	11.309
**D	HRW TESTAMENTARY TRUST NO 3	0	17.512	17.512
**D	HRN TESTAMENTARY TRUST NO 1	0	6.424	6.424
**D	HRM TESTAMENTARY TRUST NO. 11	0	7.065	7.065
**D	W.K. KELLOGG FOUNDATION	0	11.400	11.400
**D	STEELWORKERS PENSION TRUST	0	75.200	75.200
**D	THE WALTON FAMILY FOUNDATION	0	218.328	218.328
**D	HRW TESTAMENTARY TRUST NO 6	0	18.087	18.087
**D	HRW TESTAMENTARY TRUST NO 4	0	8.615	8.615
**D	HRW TESTAMENTARY TRUST NO. 9	0	14.155	14.155
**D	HRW TESTAMENTARY TRUST NO. 8	0	16.391	16.391
**D	HRW TESTAMENTARY TRUST NO 2	0	30.008	30.008
**D	HRW TESTAMENTARY TRUST NO. 7	0	14.324	14.324
**D	HRW TRUST NO 4 UAD 03/17/03	0	9.542	9.542
**D	HRW TESTAMENTARY TRUST NO 5	0	7.161	7.161
**D	HRW TESTAMENTARY TRUST NO. 12	0	6.672	6.672
**D	HRW TRUST NO 3 UAD 01/17/03	0	11.924	11.924
**D	GUIDESTONE FUNDS INTERNATIONAL EQUITY FOND	0	687.633	687.633
**D	AMERICAN HONDA MASTER RETIREMENT TRUST	0	329.871	329.871
**D	CHEVRON MASTER PENSION TRUST	0	51.546	51.546
**D	CHEVRON MASTER PENSION TRUST	0	66.731	66.731
**D	CAMPBELL PENSION PLANS MASTER RETIREMENT TRUST	0	63.280	63.280
**D	CITY OF MILWAUKEE EMPLOYEES RETIREMENT SYSTEM	0	489.990	489.990
**D	CENTURYLINK, INC- DEFINED BENEFIT MASTER TRUST	0	141.833	141.833
**D	PUBLIC EMPLOYEES RETIREMENT ASSOCIATION OF COLORADO	0	2.462.701	2.462.701
**D	CSRA INSURANCE EXCHANGE	0	110.109	110.109
**D	CITY OF AUSTIN EMPLOYEES RETIREMENT SYSTEM	0	4.616	4.616
**D	EMPLOYEES RETIREMENT FUND OF THE CITY OF DALLAS	0	19.310	19.310
**D	DUNE ENERGY CORPORATION MASTER RETIREMENT TRUST	0	109.181	109.181
**D	A.I. OUPONT TESTAMENTARY TRUST	0	57.552	57.552
**D	EAST BAY MUNICIPAL UTILITY DISTRICT	0	212.649	212.649
**D	SPARTRV GROUP TRUST FOR EMPLOYEES BENEFIT PLANS	0	491.242	491.242
**D	FRESNO COUNTY EMPLOYEES' RETIREMENT ASSOCIATION	0	105.908	105.908
**D	EMPLOYEES' RETIREMENT FUND OF THE CITY OF FORT WORTH	0	128.094	128.094
**D	STICHTING INSTITUUT GAK	0	18.927	18.927
**D	GUIDE STONE FUNDS INTERNATIONAL EQUITY INDEX FUNDS	0	121.501	121.501
**D	ILLINOIS MUNICIPAL RETIREMENT FUND	0	2.200.110	2.200.110

CO  
CA  
CO  
42/1112

LISTA ESITO DELLE VOTAZIONE

Oggetto: Bilancio di esercizio al 31 dicembre 2018 di Eni S.p.A. Deliberazioni relative. Presentazione Bilancio consolidato al 31 dicembre 2018. Relazioni degli Amministratori, del Collegio Sindacale e della Società di revisione.

FAVOREVOLI

Badge	Ragione Sociale	Proprio	Delega	Totale
**D	INVESTMENT MASTER TRUST OF SWELLS INC.	0	157.664	157.664
**D	LOS ANGELES CITY EMPLOYEES RETIREMENT SYSTEM	0	248.735	248.735
**D	CITY OF LOS ANGELES FIRE AND POLICE PENSION PLAN	0	2.219.432	2.219.432
**D	LOCKHEED MARTIN CORPORATION MASTER RETIREMENT TRUST	0	62.064	62.064
**D	LSC PENSION TRUST	0	3.299	3.299
**D	NEW YORK STATE NURSES ASSOCIATION PENSION PLAN	0	146.501	146.501
**D	OKLAHOMA PUBLIC EMPLOYEES RETIREMENT SYSTEM	0	804.165	804.165
**D	OAKLAND POLICE AND FIRE RETIREMENT SYSTEM	0	11.117	11.117
**D	SOUTHERN CALIF ON FOOD & COMM WORK UNIONS & DRUG EMPL PENS F	0	63.818	63.818
**D	SAN MATEO COUNTY EMPLOYEES RETIREMENT ASSOCIATION	0	323.592	323.592
**D	SALT RIVER PIMA-MARICOPA INDIAN COMMUNITY	0	65.984	65.984
**D	STATE UNIVERSITIES RETIREMENT SYSTEM	0	319.121	319.121
**D	TEACHERS'S RETIREMENT SYSTEM OF OKLAHOMA	0	295.304	295.304
**D	UNITED FOOD AND COMM WORK UNION LOCAL 152 RET MEAT PENS PL	0	18.794	18.794
**D	UNION PACIFIC CORPORATION MASTER RETIREMENT TRUST	0	173.250	173.250
**D	UTAH STATE RETIREMENT SYSTEMS	0	367.868	367.868
**D	WILSHIRE INTERNATIONAL EQUITY FUND	0	68.782	68.782
**D	WYOMING RETIREMENT SYSTEM	0	6.290	6.290
**D	FORD MOTOR COMPANY OF CANADA, LIMITED PENSION TRUST	0	49.620	49.620
**D	HSEC GLOBAL EQUITY FUND.	0	15.850	15.850
**D	HSEC GLOBAL EQUITY VOLATILITY FOCUSED FUND	0	113.216	113.216
**D	ASBC INTERNATIONAL EQUITY POOLED FUND	0	101.260	101.260
**D	PEPSICO CANADA OLC	0	213.997	213.997
**D	WORKPLACE HEALTH SAF & COMP COMMISSION OF NEW BRUNSWICK	0	108.064	108.064
**D	HALLIFAX REGIONAL MUNICIPALITY MASTER TRUST	0	75.394	75.394
**D	IWA - FOREST INDUSTRY PENSION PLAN	0	33.160	33.160
**D	IWA - FOREST INDUSTRY PENSION PLAN	0	103.600	103.600
**D	MAY CANADA PENSION PLAN	0	142.160	142.160
**D	OPSEU PENSION PLAN TRUST FUND	0	157.598	157.598
**D	TORONTO TRANSIT COMMISSION PENSION FUND SOCIETY	0	18.287	18.287
**D	FUTURE FUND BOARD OF GUARDIANS FOR AND GEO FUTURE FUND	0	83.300	83.300
**D	IBM DIVERSIFIED GLOBAL EQUITY FUND	0	694.387	694.387
**D	NEW ISLAND ASSURANCE COMPANY PLC	0	102.436	102.436
**D	MATWEST TRUSTEE AND DSP SERV LTD AS TR OF RES STRAT INV FUND	0	1.876.320	1.876.320
**D	THE IM OVERSTONE UCITS EQUITY INCOME FUND	0	17.526	17.526
**D	ELO MUTUAL PENSION INSURANCE COMPANY	0	299.368	299.368
**D	STICHTING HEINEMEN PENSIOENFONDS	0	733.318	733.318
**D	THE TRUSTEES OF IBM PENSION PLAN	0	156.297	156.297
**D	STICHTING-PENSIOENFONDS SAGITARLUS	0	45.833	45.833
**D	STICHTING-PENSIOENFONDS APF	0	83.593	83.593
**D	THE TRUSTEES OF CHEVRON UK PENSION PLAN	0	208.346	208.346
**D		0	30.889	30.889

83942/113

*[Handwritten signature]*

*[Handwritten signature]*

Pagina 43

19  
3.195

Teste:  
Azionisti in proprio:  
Azionisti in delega:



Azionisti:  
Azionisti in proprio: 3.204

## LISTA ESITO DELLE VOTAZIONE

Oggetto: Bilancio di esercizio al 31 dicembre 2018 di Eni S.p.A. Deliberazioni relative, Presentazione Bilancio consolidato al 31 dicembre 2018, Relazioni degli Amministratori, del Collegio Sindacale e della Società di revisione.

## FAVOREVOLI

Badge	Ragione Sociale	Proprio	Delega	Totale
**D	STRATHCLYDE PENSION FOND	0	2.445.842	2.445.842
**D	THE TRUSTEES OF LOTHIAN PENSION FUND	0	363.772	363.772
**D	THE BOARD OF THE PENSION PROTECTION FUND	0	401.831	401.831
**D	STAFFORDSHIRE COUNTY COUNCIL PENSION FUND	0	32.796	32.796
**D	STICHTING PENSIOENFONDS VAN DE METALEKTRO (FME)	0	540.920	540.920
**D	MERSYSIDE PENSION FUND	0	338.428	338.428
**D	HF INVEST COMMON CONTRACTUAL FUND	0	430.428	430.428
**D	NORTHERN TRUST UCITS COMMON CONTRACTUAL FUND	0	927.137	927.137
**D	OVERSTONE COMMON CONTRACTUAL FUND	0	783.070	783.070
**D	COLONIAL FIRST STATE INVESTMENT FUND 50	0	186.270	186.270
**D	COMMONWEALTH SHARE FUND 17	0	259.996	259.996
**D	COMMONWEALTH SPECIALIST FUND 13	0	33.870	33.870
**D	COLONIAL FIRST STATE WHOLESALR GLOBAL RESOURCES FUND	0	362.031	362.031
**D	COLONIAL FIRST STATE WHOLESALR INDEXED GLOBAL SHARE FUND	0	100.071	100.071
**D	COMMONWEALTH GLOBAL SHARE FUND 29	0	512	512
**D	HSBC UCITS COMMON CONTRACTUAL FUND	0	33.952	33.952
**D	OVERSTONE FUND 14C	0	1.533.229	1.533.229
**D	THE EUROPEAN INVESTMENT TRUST PLC	0	837.157	837.157
**D	EDINBURGH PARTNERS GLOBAL OPPORTUNITY TRUST PLC	0	254.575	254.575
**D	MUNICIPAL EMPLOYEES' ANNUITY AND BENEFIT FUND OF CHICAGO	0	20.390	20.390
**D	MUNICIPAL EMPLOYEES' ANNUITY AND BENEFIT FUND OF CHICAGO	0	9.606	9.606
**D	GRAD UNIT TRUST	0	10.184	10.184
**D	LEGAL & GENERAL EUROPEAN EQUITY INCOME FOND	0	716.282	716.282
**D	LEGAL & GENERAL FUTURE WORLD CLIMATE CHANGE EQ FACTORS IND FD	0	19.484	19.484
**D	LEGAL & GENERAL GLOBAL EQUITY INDEX FUND	0	10.003	10.003
**D	LEGAL&GENERAL EUROPEAN INDEX TRUST	0	1.531.829	1.531.829
**D	LEGAL & GENERAL INTERNATIONAL INDEX TRUST	0	145.485	145.485
**D	BARING COMPONENT FUNDS	0	2.916	2.916
**D	SUMMIT MUTUAL FUNDS PUBLIC LIMITED COMPANY	0	49.934	49.934
**D	SUMMIT INVESTMENT FUNDS PAC	0	84.659	84.659
**D	EDINBURGH PARTNERS OPPORTUNITIES FUND PLC	0	116.476	116.476
**D	OVERSTONE UCITS FUND PLC	0	39.919	39.919
**D	SSCA GROSS ROLL UP UNIT TRUST	0	83.667	83.667
**D	PRESCIDENT ICAV	0	27.757	27.757
**D	71M (PUBLI) FUNDS PLC	0	23.291	23.291
**D	LEGAL & GENERAL ICAV	0	56.078	56.078
**D	NORTHERN TRUST INVESTMENT FUNDS PUBLIC LIMITED COMPANY	0	161.589	161.589
**D	TT INTERNATIONAL FUNDS PLC	0	41.573	41.573
**D	LEGAL & GENERAL FUTURE WORLD ESG DEVELOPED INDEX FUND	0	560	560
**D	71M AAP INCOME FUND	0	7.742	7.742
**D	71M AAP BALANCED FUND	0	135.682	135.682
**D	71M AAP MODERATELY ADVENTUROUS FUND	0	82.037	82.037

Pagina 44

Azionisti:

Azionisti in proprio:

3.204 Teste:  
9 Azionisti in delega:19  
3.195

LISTA ESITO DELLE VOTAZIONE

Oggetto: Bilancio di esercizio al 31 dicembre 2018 di Eni S.p.A. Deliberazioni relative. Presentazione Bilancio consolidato al 31 dicembre 2018. Relazioni degli Amministratori, del Collegio Sindacale e della Società di revisione.

FAVOREVOLI

Badge	Regione Sociale	Proprio	Delega	Totale
**D	71M BALANCED FUND	0	36.289	36.289
**D	71M AAP ADVENTUROUS FUND	0	38.282	38.282
**D	71M ADVENTUROUS FUND	0	10.343	10.343
**D	71M MODERATELY ADVENTUROUS FUND	0	29.759	29.759
**D	71M AAP MODERATELY CAUTIOUS FUND	0	17.418	17.418
**D	71M EUROPEAN (EX UK) EQUITY VALUE FUND	0	333.829	333.829
**D	LEGAL & GENERAL AUTHORISED CONTRACTUAL SCHEME	0	161.939	161.939
**D	BLACKROCK AUTHORISED CONTRACTUAL SCHEME I	0	2.108.487	2.108.487
**D	BRITISH COLUMBIA INVESTMENT MANAGEMENT CORPORATION	0	665.326	665.326
**D	STATE TEACHERS RETIREMENT SYSTEM OF OHIO	0	1.591.699	1.591.699
**D	TOWERS WATSON COMMON CONTRACTUAL FUND	0	1.901.300	1.901.300
**D	HANCO NATIONAL DE PANAMA, ACTING AS TRUSTEE OF THE FIDELICOMISO DE FONDO DE AHORRO DE PANAMA	0	9.772	9.772
**D	LOYS CENTRAL AUTHORISED CONTRACTUAL SCHEME	0	601.000	601.000
**D	VBS COMMON CONTRACTUAL FUND	0	706	706
**D	BORDER TO COAST AUTHORISED CONTRACTUAL SCHEME	0	897.000	897.000
**D	BLACKROCK UCITS CCF	0	62.625	62.625
**D	CLEARWATER INTERNATIONAL FUND	0	2.632	2.632
**D	STICHTING BEDRIJFSTAKPENSIOENFONDS VOOR HET LEVENSMIDD	0	129.059	129.059
**D	THE EUROPEAN ORGANIZATION FOR NUCLEAR RESEARCH	0	190.451	190.451
**D	STICHTING FONDS 1818 TUT MUT VAN HET ALSEMEEN	0	13.941	13.941
**D	KOMMUNAL LANDSPENSJONSKASSE GLENSIDIG FORSIKRINGSSELSKAP	0	216.940	216.940
**D	VERDIPAPIRFONDET KLP AKSJEUROPA INDEX 1	0	390.628	390.628
**D	VERDIPAPIRFONDET KLP AKSJEUROPA INDEX 1	0	155.371	155.371
**D	STICHTING BEDRIJFSTAKPENSIOENFONDS ZORGVERZEKERAARS	0	113.519	113.519
**D	STICHTING BEDRIJFSTAKPENSIOENFONDS ZORGVERZEKERAARS	0	131.311	131.311
**D	STICHTING BEDRIJFSTAKPENSIOENFONDS ZORGVERZEKERAARS	0	800.937	800.937
**D	STICHTING DELTA DEPOSITARY AND MANAGEMENT	0	430.379	430.379
**D	STICHTING PENSIOENFONDS ING	0	294.018	294.018
**D	ARBEIDSMARKEDETS TILLEGSPENSJON	0	1.033.498	1.033.498
**D	NORTHERN TRUST UCITS FGR FUND	0	414.799	414.799
**D	ROBECO INSTITUTIONAL UMBRELLA FUND	0	236.360	236.360
**D	STICHTING BEDRIJFSTAKPENSIOEN FONDS VOOR DE DETAILHANDEL	0	315.737	315.737
**D	UNIVEST	0	42.000	42.000
**D	IPM UMBRELLA FUND	0	8.303	8.303
**D	STX FDS CORE EXPRESS MANDAAT ALLIANCE CAPITA	0	15.894	15.894
**D	STICHTING PENSIOENFONDS FGB OBS- MSCI EUROPE EQUITY PASSIVE	0	1.233.005	1.233.005
**D	STICHTING PENSIOENFONDS FGB OBS- GLOBAL EQUAL WEIGHTED EQUITY	0	64.487	64.487
**D	STICHTING BEDRIJFSTAKPENSIOENFONDSVOOR DE LANDBOUW MANDAAT BLACKROCK	0	479.701	479.701
**D	STX FDS ACHMEA MANDAAT BLACKROCK	0	124.402	124.402
**D	STICHTING PENSIOENFONDS WOMEN	0	63.737	63.737
**D	ST BEW S.A.-BEE.POOLS GLOB.FO. FACTOR FUND	0	64.931	64.931
**D	PRIME-CAPITAL ETF'S INZARE ETF F	0	231.468	231.468

83942/115

Pagina 45

19  
3.195

3.204  
9  
Teste:  
Azionisti in delega:

Azionisti:  
Azionisti in proprio:



LISTA ESITO DELLE VOTAZIONE

Oggetto: Bilancio di esercizio al 31 dicembre 2018 di Eni S.p.A. Deliberazioni relative, Presentazione Bilancio consolidato al 31 dicembre 2018. Relazioni degli Amministratori, del Collegio Sindacale e della Società di revisione.

FAVOREVOLI

Badge	Ragione Sociale	Proprio	Delega	Totale
**D	ACH HEMITT GLOBAL EQUITY FUND	0	25.647	25.647
**D	EAFE EQUITY FUND	0	7.707	7.707
**D	THE CANADA LIFE ASSURANCE COMPANY	0	165.909	165.909
**D	CO-OPERATIVE SUPERANNUATION SOCIETY PENSION PLAN	0	34.214	34.214
**D	ONTARIO POWER GENERATION INC	0	101.519	101.519
**D	THE ROYAL INST FOR THE ADVANCEMENT OF LEARNING MCGILL UNIVERSITY	0	34.147	34.147
**D	RENAISSANCE INTERNATIONAL EQUITY PRIVATE POOL	0	1.067	1.067
**D	THE GREAT-WEST LIFE ASSURANCE COMPANY	0	179.409	179.409
**D	ACADIAN CORE INTERNATIONAL EQUITY FUND	0	3.521	3.521
**D	COUNSEL DEFENSIVE GLOBAL EQUITY	0	5.418	5.418
**D	PROFILE INTERNATIONAL EQUITY POOL	0	15.341	15.341
**D	INVESTORS GLOBAL NATURAL RESOURCES CLASS	0	65.000	65.000
**D	INDE LOCAL 793 MEMBERS PENSION BENEFIT TRUST OF ONTARIO	0	40.241	40.241
**D	LONDON LIFE INSURANCE COMPANY	0	270.984	270.984
**D	LONDON LIFE INSURANCE COMPANY	0	5.834	5.834
**D	LONDON LIFE INSURANCE COMPANY	0	448.957	448.957
**D	LONDON LIFE INSURANCE COMPANY	0	133.501	133.501
**D	LONDON LIFE INSURANCE COMPANY	0	28.885	28.885
**D	LONDON LIFE INSURANCE COMPANY	0	52.080	52.080
**D	LWITH WHEELER INTERNATIONAL EQUITY PLUS FUND	0	90.003	90.003
**D	GROWTH AND INCOME FUND (GWIN)	0	1.307	1.307
**D	LONDON LIFE PATHWAYS INTERNATIONAL EQUITY FUND	0	1.760	1.760
**D	GLOBAL DIVIDEND CLASS (SETANTA)	0	182.523	182.523
**D	GROWTH AND INCOME CLASS (GWIN)	0	22.986	22.986
**D	SYMETRY 08 EQUITY FUND	0	36.450	36.450
**D	SYMETRY COMPREHENSIVE EQUITY FUND	0	13.300	13.300
**D	GLOBAL DIVIDEND FUND (SETANTA)	0	132.510	132.510
**D	GLOBAL EQUITY CLASS (SETANTA)	0	80.148	80.148
**D	MCGILL UNIVERSITY PENSION FUND	0	27.582	27.582
**D	MACKENZIE INTERNATIONAL EQUITY INDEX ETF	0	2.320	2.320
**D	THE GLENMORE CANADIAN PENSION FUNDS TRUST-FOREIGN EQUITY FUND	0	14.165	14.165
**D	PURPOSE INT'L TACTICAL HEDGED FUND	0	73.382	73.382
**D	PURPOSE INT'L TACTICAL HEDGED EQUITY FUND	0	13.917	13.917
**D	RESOLUTE FOREIGN EQUITY MASTER TRUST FUND	0	480.449	480.449
**D	PIER 21 GLOBAL EQUITY POOL (SETANTA PIER 21 GLOBAL EQUITY POOL)	0	55.210	55.210
**D	PIER 21 EAFE EQUITY POOL (SETANTA A)	0	30.366	30.366
**D	CC & L INTERNATIONAL EQUITY FUND	0	22.600	22.600
**D	CC&L GLOBAL EQUITY FUND	0	59.300	59.300
**D	CCEL Q GROUP GLOBAL EQUITY FUND	0	5.900	5.900
**D	F. ROWE PRICE INTL CONCENTRATED EQUITY POOL	0	2.310	2.310
**D	TD EMERALD LOW VOLATILITY GLOBAL EQUITY POOLED FUND TRUST	0	33.531	33.531
**D	TD EMERALD LOW VOLATILITY PLUS ALL WORLD EQUITY POOLED FUND TRUS	0	34.451	34.451

823042/1116

LISTA ESITO DELLE VOTAZIONE

Oggetto: Bilancio di esercizio al 31 dicembre 2018 di Eni S.p.A. Deliberazioni relative. Presentazione Bilancio consolidato al 31 dicembre 2018. Relazioni degli Amministratori, del Collegio Sindacale e della Società di revisione.

FAVOREVOLI


Badge	Regione Sociale	Proprio	Delega	Totale
**D	TD EMERALD LOW VOLATILITY GLOBAL EQUITY POOLED FUND TRUST	0	27.140	27.140
**B	TD EMERALD INTERNATIONAL EQUITYINDEX FUND	0	616.498	616.498
**D	TD INTERNATIONAL INDEX FUND	0	100.835	100.835
**D	TD EUROPEAN INDEX FUND	0	19.168	19.168
**D	TD GLOBAL LOW VOLATILITY FUND	0	2.493.116	2.493.116
**D	TD INTERNATIONAL EQUITY INDEX ETF	0	3.138	3.138
**D	PUBLIC SECTOR PENSION INVESTMENT BOARD	0	1.164.573	1.164.573
**D	TEACHERS' RETIREMENT ALLOWANCESFUND	0	26.826	26.826
**D	IMPERIAL INTERNATIONAL EQUITY POOL	0	108.142	108.142
**D	IMPERIAL-OVERSEAS EQUITY POOL	0	2.741	2.741
**D	ONTARIO POWER GENERATION INC.	0	30.621	30.621
**D	FIRST ASSET MORNINGSTAR INTERNATIONAL VALUE INDEX ETF	0	33.582	33.582
**D	THE WAKANESA MUTUAL INSURANCE COMPANY	0	201.918	201.918
**D	WINDRISE MSCI EAFE INDEX NON-LENDING, FUND FOR EXEMPT ORG.	0	113.459	113.459
**D	CIBC INTERNATIONAL INDEX FUND	0	52.468	52.468
**D	CIBC EUROPEAN INDEX FUND	0	18.156	18.156
**D	CIBC POOLED INTERNATIONAL EQUITY INDEX FUND	0	11.541	11.541
**D	ALLIANZ SUISSE - STRATEGY FUND	0	7.509	7.509
**D	METALLERENTE FONDS PORTFOLIO	0	83.553	83.553
**D	ALLIANZ STIFTUNGSFONDS NACHHALTIGKEIT	0	60.326	60.326
**D	ALLIANZ GLOBAL INVESTORS FUND	0	6.904.934	6.904.934
**D	XP RENDITE PLUS	0	144.675	144.675
**D	AXA WORLD FUNDS	0	1.661.632	1.661.632
**D	BLACKROCK GLOBAL INDEX FUNDS	0	167.275	167.275
**D	INDEXIQ	0	170.770	170.770
**D	GOLDMAN SACHS FUNDS	0	2.146.786	2.146.786
**D	MFS MERIDIAN FUNDS	0	2.430.409	2.430.409
**D	M&G (LUX) INVESTMENT FUNDS 1	0	401.636	401.636
**D	OSSIAN LUX	0	2.259	2.259
**D	KIEGER FUND I	0	4.308	4.308
**D	INVESTEC GLOBAL STRATEGY FUND	0	1.119.373	1.119.373
**D	ALLIANZ AZIONI EUROPA	0	226.120	226.120
**D	ALLIANZ AZIONI ITALIA ALL STARS	0	1.190.000	1.190.000
**D	ALLIANZ GLOBAL STRATEGY 15	0	8.278	8.278
**D	ALLIANZ GLOBAL STRATEGY 30	0	11.151	11.151
**D	ALLIANZ GLOBAL STRATEGY 70	0	61.087	61.087
**D	ALLIANZ ITALIA 50 SPECIAl	0	25.000	25.000
**D	DI TEODORO VITO	93	0	93
5761	BELLINO ROCI PIERCARLO	1.000	0	1.000
5768	DORL-CARLO	1.265	4.380	5.645
5785	ROSSI-FRANCESCO PAOLO ROSARIO	31.500	4.400	35.900
5807	CELIANI-MARLO	3.500	0	3.500

83942/117

Pagina 47

19  
3.195

Azionisti: 3.204 Teste: 19  
Azionisti in proprio: 9 Azionisti in delega: 3.195





## LISTA ESITO DELLE VOTAZIONI

83942/1118

Objetto: Bilancio di esercizio al 31 dicembre 2018 di Eni S.p.A. Deliberazioni relative. Presentazione Bilancio consolidato al 31 dicembre 2018. Relazioni degli Amministratori, del Collegio Sindacale e della Società di revisione.

## FAVOREVOLI

Badge	Regione Sociale	Proprio	Delega	Totale
6845	GRANATA ALFREDO	0	0	0
DE*	INARCASSA - CASSA NAZIONALE DI PREVIDENZA ED ASSISTENZA PER	0	6.970.550	6.970.550
6879	OLIVETTI ALBERTO	0	0	0
EL*	FONDAZIONE ENPAM	0	0	0
7024	AGOSTINI ANTONIO	18.268.059	0	18.268.059
DE*	1290 FUNDS - 1290 SMARTBETA EQUITY FUND	0	0	0
DE*	AB CAP FUND, INC. - AB ALL MARKET INCOME PORTFOLIO	0	0	0
DE*	AB CFAO	0	1.400	1.400
DE*	ABERDEEN INVESTMENT FUNDS UK ICVC II - ABERDEEN EUROPEAN EQUITY ENHANCED INDEX FUND	0	9.392	9.392
DE*	ABERDEEN INVESTMENT FUNDS UK ICVC II - ABERDEEN EUROPEAN EQUITY ENHANCED INDEX FUND	0	4.320	4.320
DE*	ABERDEEN INVESTMENT FUNDS UK ICVC II - ABERDEEN EUROPEAN EQUITY TRACKER FUND	0	116.609	116.609
DE*	ABERDEEN INVESTMENT FUNDS UK ICVC II - ABERDEEN WORLD EQUITY ENHANCED INDEX FUND	0	5.828	5.828
DE*	ABERDEEN MONCEAU	0	25.010	25.010
DE*	ABP IARD	0	10.423	10.423
DE*	ABU DHABI RETIREMENT PENSIONS AND BENEFITS FUND	0	26.306	26.306
DE*	ACCIDENT COMPENSATION CORPORATION	0	265.576	265.576
DE*	ACHMEA PENSIOEN- EM LEVENSVZERKERINGEN	0	412.075	412.075
DE*	ADM IARD	0	2.090.761	2.090.761
DE*	ADM MUT FUNDS GENERAL	0	311.920	311.920
DE*	ADM VIE S.A. EM CIC RETRAITE	0	689.500	689.500
DE*	ADM VIE SA FDS GENERAL	0	27.700	27.700
DE*	ADM EX-UG INDEX MASTER PORTFOLIO OF MASTER INVESTMENT FTF	0	2.573.931	2.573.931
DE*	ADP DIVERSIFIE DYNAMIQUE	0	4.865	4.865
DE*	ADVANCE INTERNATIONAL SHARE INDEX FUND	0	15.491	15.491
DE*	ADVISOR MANAGED TRUST - TACTICAL OFFENSIVE EQUITY FUND	0	214.269	214.269
DE*	ADGOM CUSTODY B.V	0	45.058	45.058
DE*	ADGOM CUSTODY B.V	0	106.638	106.638
DE*	AF DYNAMIC MULTI FACFO GLOBAL EQ	0	162.441	162.441
DE*	AG2A NEUBICA AIRCO	0	409.386	409.386
DE*	AGI FDS EJB STIFTUNGSFUS	0	13.805	13.805
DE*	AGIRA RETRAITE DIVERSIFE	0	28.037	28.037
DE*	AHL ALPHA MASTER LIMITED C/O CITIC TRUSTEES (CAYMAN) LIMITED	0	12.751	12.751
DE*	AHL DESERTWOOD FUND LIMITED C/O CITIC TRUSTEES (CAYMAN) LIMITED	0	90.408	90.408
DE*	AHL DIRECTIONAL EQUITIES MASTER LIMITED	0	16.652	16.652
DE*	AHL EVOLUTION LTD SARAHMAINE BERKELEY ARGONAUT LTD	0	22.017	22.017
DE*	AHL GENESIS 2 LIMITED C/O MAPLES CORPORATE SERVICES LIMITED	0	21.999	21.999
DE*	AHL GENESIS LIMITED	0	360.968	360.968
DE*	AHL GLOBAL INVESTMENTS SERIES 2 LTD	0	25.427	25.427
DE*	AHL INSTITUTIONAL SERIES 3 LTD	0	14.849	14.849
DE*	AI BALANCED LIFE FUND	0	438	438
DE*	AI BALANCED PENSION FUND	0	9.823	9.823
DE*	AI CAUTIOUS PENSION FUND	0	11.927	11.927
DE*		0	162.338	162.338
DE*		0	1.967	1.967

LISTA ESITO DELLE VOTAZIONE

Oggetto: Bilancio di esercizio al 31 dicembre 2018 di Eni S.p.A. Deliberazioni relative, Presentazione Bilancio consolidato al 31 dicembre 2018, Relazioni degli Amministratori, del Collegio Sindacale e della Società di revisione.

FAVOREVOLI

Badge	Ragione Sociale	Proprio	Delega	Totale
DE*	AI DISTRIBUTION LIFE FUND	0	50.540	50.540
DE*	AI GLOBAL EQUITY FUND	0	40.690	40.690
DE*	AI STRATEGIC GLOBAL EQUITY FUND	0	757.691	757.691
DE*	AI UK EQUITY INCOME FUND	0	107.634	107.634
DE*	ALL GL IN ASIA FD-ALLIANZ SEL EQ DIV	0	95.558	95.558
DE*	ALLIANZBERNST VAR FOND SER F INC. ALLIANZES DYN ASSET ALL PTF	0	24.216	24.216
DE*	ALLIANZBERNSTEIN GLOBAL RISK ALLOCATION FUND INC	0	4.936	4.936
DE*	ALLIANZ FONDS SET	0	12.320	12.320
DE*	ALLIANZ CGI SUBFONDS EQUITIES	0	40.000	40.000
DE*	ALLIANZ CHOICE BEST STYLES EUROPE FUND	0	70.030	70.030
DE*	ALLIANZ FAD EUROPE HIGH DIVIDEND	0	536.307	536.307
DE*	ALLIANZ GI FONDS RANGE II	0	70.000	70.000
DE*	ALLIANZ GLOBAL INV GMBH FOR ALLIANZEGE-FONDS SET2	0	38.711	38.711
DE*	ALLIANZ GLOBAL INVESTORS FRANCE	0	7.378	7.378
DE*	ALLIANZ GLOBAL INVESTORS GMBH	0	2.268.707	2.268.707
DE*	ALLIANZ GLOBAL INVESTORS GMBH FOR ALLIANZEGE-FONDS INEU	0	5.324	5.324
DE*	ALLIANZ GLOBAL INVESTORS GMBH FOR DEF-FONDS SET 4	0	14.750	14.750
DE*	ALLIANZ GLR EM AGI EUR HIGH DIVIDEND	0	645.183	645.183
DE*	ALLIANZ INT INV FDS- ALLIANZ BEST STYLES GLOBAL AC EQUITY FUND	0	14.576	14.576
DE*	ALLIANZ PV-WS RCM SYSPRO INDEXING EUROLANO	0	30.261	30.261
DE*	ALLIANZ PV-WS RCM SYSPRO VALUE EUROPE	0	203.516	203.516
DE*	ALLIANZ UK+EUROPEAN INV FDS-ALLIANZ EUROPEAN EQUITY INCOME FD	0	83.220	83.220
DE*	ALLIANZEGI FONDS RESAN	0	57.070	57.070
DE*	ALLIANZEGI FONDS AFIN	0	325.106	325.106
DE*	ALLIANZEGI FONDS AFE	0	187.887	187.887
DE*	ALLIANZEGI FONDS ALLRA	0	3.500	3.500
DE*	ALLIANZEGI FONDS ALPEN	0	3.473	3.473
DE*	ALLIANZEGI FONDS AMEV	0	39.770	39.770
DE*	ALLIANZEGI FONDS APNESA	0	132.105	132.105
DE*	ALLIANZEGI FONDS AVP	0	2.068	2.068
DE*	ALLIANZEGI FONDS BFKW	0	33.425	33.425
DE*	ALLIANZEGI FONDS COEM2	0	9.420	9.420
DE*	ALLIANZEGI FONDS CRESAR	0	18.500	18.500
DE*	ALLIANZEGI FONDS DEF DILLINGER PENSIONSF0	0	19.249	19.249
DE*	ALLIANZEGI FONDS DPWS	0	6.859	6.859
DE*	ALLIANZEGI FONDS DUMHILL	0	5.050	5.050
DE*	ALLIANZEGI FONDS ELK	0	86.351	86.351
DE*	ALLIANZEGI FONDS ESMT	0	4.230	4.230
DE*	ALLIANZEGI FONDS FEV	0	4.916	4.916
DE*	ALLIANZEGI FONDS FIB	0	40.000	40.000
DE*	ALLIANZEGI FONDS GAMO	0	1.257	1.257
DE*	ALLIANZEGI FONDS GARGO 2	0	6.110	6.110

83942119


Pagina 49

19  
3.195

Azionisti: 1.204  
Azionisti in delega: 9

Teste:

Azionisti in delega:



## LISTA ESITO DELLE VOTAZIONE

Oggetto: Bilancio di esercizio al 31 dicembre 2018 di Eni S.p.A. Deliberazioni relative. Presentazione Bilancio consolidato al 31 dicembre 2018. Relazioni degli Amministratori, del Collegio Sindacale e della Società di revisione.

## FAVOREVOLI

Badge	Regione Sociale	Proprio	Delega	Totale
DE*	ALLIANZGI FONDS GDP	0	10.000	10.000
DE*	ALLIANZGI FONDS HNE	0	143.000	143.000
DE*	ALLIANZGI FONDS KCCO	0	38.000	38.000
DE*	ALLIANZGI FONDS MAY	0	3.549	3.549
DE*	ALLIANZGI FONDS NICO	0	1.323	1.323
DE*	ALLIANZGI FONDS OB PENSION	0	21.223	21.223
DE*	ALLIANZGI FONDS PAK	0	2.873	2.873
DE*	ALLIANZGI FONDS PFI	0	318.144	318.144
DE*	ALLIANZGI FONDS PF2	0	178.290	178.290
DE*	ALLIANZGI FONDS PED	0	2.458	2.458
DE*	ALLIANZGI FONDS PGD	0	13.801	13.801
DE*	ALLIANZGI FONDS PTVZ	0	283.725	283.725
DE*	ALLIANZGI FONDS RBS	0	65.521	65.521
DE*	ALLIANZGI FONDS REINVEST	0	3.855	3.855
DE*	ALLIANZGI FONDS SCLDICO	0	21.000	21.000
DE*	ALLIANZGI FONDS 9IV	0	13.000	13.000
DE*	ALLIANZGI FONDS STIFTUNGSFONDS WISENSCH	0	11.334	11.334
DE*	ALLIANZGI FONDS TOB	0	6.180	6.180
DE*	ALLIANZGI FONDS TOSCA	0	18.632	18.632
DE*	ALLIANZGI FONDS UGF	0	7.000	7.000
DE*	ALLIANZGI FONDS USRA	0	10.230	10.230
DE*	ALLIANZGI FONDS VEMK	0	4.990	4.990
DE*	ALLIANZGI FONDS VSBW	0	37.050	37.050
DE*	ALLIANZGI FONDS VSF	0	2.421	2.421
DE*	ALLIANZGI FONDS WERT	0	3.500	3.500
DE*	ALLIANZGI SVKK	0	1.911	1.911
DE*	ALLIANZGI-FONDS DSPT	0	100.065	100.065
DE*	ALPHANATICS MASTER FUND LIMITED C/O APPELBY TRUST (CAYMAN LTD)	0	47.333	47.333
DE*	ALPS INTERNATIONAL SECTOR DIVIDEND DOES ETF	0	322.193	322.193
DE*	AMADABLUM PAN EUROPEAN EQUITY FUND	0	71.243	71.243
DE*	AMEC FOSTER WHEELER PENSION PLAN	0	164.549	164.549
DE*	AMERICAN AIRLINES INC., MASTER FIXED BENEFIT PENSION TRUST	0	495.120	495.120
DE*	AMERICAN BUREAU OF SHIPPING	0	2.256	2.256
DE*	AMERICAN CENT WORLD MUT FDS, INC-NY NON-U.S. INTRINSIC VALUE FD	0	696.721	696.721
DE*	AMERICAN CENTURY EFF TRUST - AMERICAN CENT QUALITY DIV INT ETF	0	10.305	10.305
DE*	AMERICAN CENTURY QUANT EQ FDS INC- MULTI-ASSET REAL RETURN FO	0	1.139	1.139
DE*	AMERICAN CENTURY QUANTITATIVE EQUITY FUNDS, INC. INT CORR FQ	0	15.183	15.183
DE*	AMERICAN CENTURY RETIREMENT DATE TRUST	0	460.012	460.012
DE*	AMERICAN CENTURY STRAT ASSET ALL, INC. STRAT ALL MODERATE F	0	130.616	130.616
DE*	AMERICAN CENTURY STRAT ASSET ALL, INC. STRATEGIC ALL AGGR F	0	96.885	96.885
DE*	AMERICAN CENTURY STRATEGIC ASSET ALL, INC. STRAT ALL CORR F	0	36.387	36.387
DE*	AMERICAN CENTURY WORLD MUTUAL FUNDS INC - NT INT VALUE FUND	0	661.073	661.073

LISTA ESITO DELLE VOTAZIONE

Oggetto: Bilancio di esercizio al 31 dicembre 2018 di Eni S.p.A. Deliberazioni relative. Presentazione Bilancio consolidato al 31 dicembre 2018. Relazioni degli Amministratori, del Collegio Sindacale e della Società di revisione.

FAVOREVOLI

Badge	Regione Sociale	Proprio	Delega	Totale
DE*	AMERICAN CENTURY WORLD MUTUAL FUNDS, INC. INTL VALUE F	0	34.053	34.053
DE*	AMOWIS NV	0	31.652	31.652
DE*	AMP CAP UNHEJGED GL SHS MULTI MAN FUND	0	69.249	69.249
DE*	AMP CAPITAL SPEC INTERN SHARE FUND	0	225.190	225.190
DE*	AMP INTERNATIONAL EQUITY INDEX FUND HEDG	0	15.193	15.193
DE*	AMP LIFE INTERNATIONAL EQUITIES FUND	0	70.465	70.465
DE*	AMPLI MUTUELLE	0	17.400	17.400
DE*	AMORDI ACTIONS EURO ISR	0	209	209
DE*	AMORDI ACTIONS EUROPE ISR	0	7.338	7.338
DE*	AMORDI ACTIONS RESSOURCES	0	11	11
DE*	AMORDI ACTIONS RESTRUCTURATIONS	0	34.973	34.973
DE*	AMORDI APPOLINE ACTIONS EUROPE	0	255.798	255.798
DE*	AMORDI ETF FTSE ITALIA PIR UCITS	0	53.091	53.091
DE*	AMORDI EURO STOKX 50	0	340.380	340.380
DE*	AMORDI EUROPE MONDE	0	6.649	6.649
DE*	AMORDI FUNDS EQUITY EURO RISK	0	2.020	2.020
DE*	AMORDI FUNDS EQUITY EURO SELECT	0	131.231	131.231
DE*	AMORDI FUNDS EQUITY EUROPE RISK	0	53.575	53.575
DE*	AMORDI FUNDS EQUITY GLOBAL	0	10	10
DE*	AMORDI FUNDS GLOBAL PERSECTIVES	0	6.277	6.277
DE*	AMORDI FUNDS MULTI ASSET	0	10.298	10.298
DE*	AMORDI HK MFF SER- AMU GREEN PLANET FUND	0	29.140	29.140
DE*	AMORDI HK PORT GROWTH FUND	0	5.075	5.075
DE*	AMORDI HORIZON	0	36.937	36.937
DE*	AMORDI INDEX EQUITY GLOBAL MULTI	0	17	17
DE*	AMORDI INDEX MSCI EMU	0	47.284	47.284
DE*	AMORDI INDEX MSCI EUROPE	0	609.385	609.385
DE*	AMORDI INDEX MSCI JAPAN	0	250.000	250.000
DE*	AMORDI INDEX MSCI WORLD	0	67.002	67.002
DE*	AMORDI LABEL DYNAMIQUE	0	63.508	63.508
DE*	AMORDI LABEL EQUILIBRE	0	84.050	84.050
DE*	AMORDI LABEL PRUDENCE	0	48.596	48.596
DE*	AMORDI MSCI EUROPE EX DK	0	3.137	3.137
DE*	AMORDI PATRIMOINE PER	0	361.843	361.843
DE*	AMORDI PATRIMOINE PLUS	0	7.981	7.981
DE*	AMORDI RENDEMENT PLUS	0	19	19
DE*	AMORDI RESA ACTIONS EURO	0	1.906	1.906
DE*	AMORDI RESA ACTIONS EUROPE	0	10.750	10.750
DE*	AMORDI RESA ACTIONS FRANCE	0	19.743	19.743
DE*	AMORDI RESA ESG ACTIONS EURO	0	914.898	914.898
DE*	AMORDI SER PAR / AZIONARIO EUROPA	0	340.709	340.709
DE*	AMORDI SER GLOBAL ETHICAL EQUITIES	0	12.395	12.395

Pagina 51

19  
3.195

Azionisti: 3.204 Teste:  
Azionisti in proprio: 9 Azionisti in delega:

839421121

LISTA ESITO DELLE VOTAZIONE

Oggetto: Bilancio di esercizio al 31 dicembre 2018 di Eni S.p.A. Deliberazioni relative. Presentazione Bilancio consolidato al 31 dicembre 2018. Relazioni degli Amministratori, del Collegio Sindacale e della Società di revisione.

FAVOREVOLI

Badge	Ragione Sociale	Proprio	Delega	Totale
DE*	AMUNDI STRATEGIS ACTIONS EUROPE	0	16.744	16.744
DE*	ANTIPODES GLOBAL FUND	0	2.002.557	2.002.557
DE*	ANTIPODES GLOBAL FUND - LONG ONLY	0	554.775	554.775
DE*	ANTIPODES GLOBAL SHARES QUOTED MANAGED	0	135.506	135.506
DE*	ARX WHOLESALE INTERN. SHARE NO. 1 FUND	0	10.625	10.625
DE*	ARAB AUTHORITY FOR AGRICULTURAL INVESTMENT AND DEVELOPMENT	0	8.459	8.459
DE*	ARABELLE INVESTISSEMENTS	0	1.896.476	1.896.476
DE*	ARCHITAS MULTI-MANAGER GLOBAL FUNDS UNIT TRUST	0	5.623	5.623
DE*	ARIZONA STATE RETIREMENT SYSTEM	0	4.500	4.500
DE*	ARK LIFE ASSURANCE COMPANY LIMITED	0	118.337	118.337
DE*	ARKWRIGHT, LLC	0	117.112	117.112
DE*	ARSCO LONG TERM B NATIXIS INVEST	0	132.508	132.508
DE*	ARSCO LONG TERM D ACTIONS	0	6.426	6.426
DE*	ARROWSTREET ACQI EX US ALPHA EXTENSION TRUST FUND U	0	105.035	105.035
DE*	ARROWSTREET ACWI ALPHA EXTENSION FUND III CAYMAN LIMITED	0	278.263	278.263
DE*	ARROWSTREET ACWI EX US ALPHA EXTENSION TRUST FUND U	0	32.697	32.697
DE*	ARROWSTREET CAPITAL GLOBAL ALL COUNTRY ALPHA EXTENSION FUND	0	18.425	18.425
DE*	ARROWSTREET EAFE ALPHA EXTENSION TRUST	0	4.959	4.959
DE*	ARROWSTREET GLOBAL EQUITY ACWI TRUST FUND	0	509.611	509.611
DE*	ARROWSTREET INTERNATIONAL EQUITY ACWI EX US TRUST FUND	0	221.968	221.968
DE*	ARROWSTREET INTERNATIONAL EQUITY EAFE TRUST FUND	0	96.524	96.524
DE*	ARROWSTREET INTL EQ ACWI EX US ALPHA EXTENSION TRUST FUND	0	1.430.164	1.430.164
DE*	ARTEMIS GLOBAL EQUITY INCOME FUND	0	165.605	165.605
DE*	ASPIRIANT RISK MANAGED GLOBAL EQUITY FUN	0	92.251	92.251
DE*	ASSISTANCE PROTECTION JURIDIQUE (A)	0	87.548	87.548
DE*	ASSOCIATION BIENF RETR POL VILLE MONTREA	0	161.646	161.646
DE*	ASSURDIX	0	28.995	28.995
DE*	ATIAS QUANTITATIVE TRADING FUND LTD	0	53.600	53.600
DE*	ATROOT EORLAND CORE +	0	1.088	1.088
DE*	ATROOT EORLAND RESTRUCTURATION	0	146.705	146.705
DE*	ATROOT EUROPE HAUT RENDEMENT	0	24.441	24.441
DE*	ATROOT EUROPE SMART BETA	0	50.578	50.578
DE*	ATROOT FRANCE CORE PLUS	0	8.806	8.806
DE*	ATROOT MODERATIONS	0	9.747	9.747
DE*	ATROOT PULSATIONS	0	5.254	5.254
DE*	AUDIENS ACTIONS INTERNATIONALES	0	6.461	6.461
DE*	AUNION GLOBAL EQUITY FUND	0	10	10
DE*	AUSTRALIAN CATHOLIC SOPERAN RETIREM FUND	0	50.000	50.000
DE*	AUSTRALIAN NATIONAL UNIVERSITY	0	9.393	9.393
DE*	AUSTRALIAN SUPER	0	36.420	36.420
DE*		0	82.662	82.662
DE*		0	171.411	171.411

83 10 4 2 1122

## LISTA ESITO DELLE VOTAZIONE

Oggetto: Bilancio di esercizio al 31 dicembre 2018 di Eni S.p.A. Deliberazioni relative. Presentazione Bilancio consolidato al 31 dicembre 2018. Relazioni degli Amministratori, del Collegio Sindacale e della Società di revisione.

## FAVOREVOLI

Badge	Ragione Sociale	Proprio	Delega	Totale
DE*	AXA AA DIVERSIFE INDICIEL I	0	132.196	132.196
DE*	AXA ASSICURAZIONI SPA	0	75.000	75.000
DE*	AXA BELGIUM S A	0	2.537	2.537
DE*	AXA EQUITABLE LIFE INSURANCE CO	0	25.576	25.576
DE*	AXA EURO DIVIDEND D	0	6.400	6.400
DE*	AXA EURO DIVIDEND I	0	9.600	9.600
DE*	AXA EURO DIVIDEND S	0	56.300	56.300
DE*	AXA INDICE EURO	0	215.690	215.690
DE*	AXA INVESTMENT MANAGERS DEUTSCHLAND GMBH FOR AXA EUROPA	0	9.700	9.700
DE*	AXA INVESTMENT MANAGERS DEUTSCHLAND GMBH FOR AXA WELT	0	6.100	6.100
DE*	AXA LIFE INSURANCE SINGAPORE PTE LTD	0	9.600	9.600
DE*	AXA OR E MATIERES PREMIERES	0	61.841	61.841
DE*	AXA ROSENBERG EQUITY ALPHA TRUST	0	94.000	94.000
DE*	BANCO CENTRAL DE TIMOR-LESTE (BCTL)	0	318.422	318.422
DE*	BANK JULIUS BAER & CO LTD	0	5.056	5.056
DE*	BANK OF AMERICA NA	0	296	296
DE*	BANK OF MAURITIUS	0	10.847	10.847
DE*	BANQUE PICTET & CIE SA	0	31.564	31.564
DE*	BAPTIST HEALTH SOUTH FLORIDA INC	0	253.845	253.845
DE*	BARCLAYS HEALTH MANAGERS FRANCES	0	32.600	32.600
DE*	BARINGS ACTIVE PASSIVE EQUITY DIRECT EAFE LLC	0	1.224	1.224
DE*	BARYUM QUANT	0	51.200	51.200
DE*	BBK V-FLEX	0	57.446	57.446
DE*	BSP INKA	0	25.134	25.134
DE*	BDF-FONDS E ACT. EUROP.	0	48.718	48.718
DE*	BEAR CREEK INC.	0	9.123	9.123
DE*	SEAMONT HEALTH MASTER RETIREMENT TRUST	0	5.521	5.521
DE*	BELFIUS EQUITIES B	0	46.774	46.774
DE*	BELFIUS PENSIONFUNDS	0	189.420	189.420
DE*	BERESFORD FUNDS PLC	0	581.223	581.223
DE*	BERESFORD FUNDS PLC - SETANTA INCOME OPPORTUNITIES FUND	0	19.984	19.984
DE*	BEST INVESTMENT CORPORATION	0	219.831	219.831
DE*	BET LCH ACTIONS BETA NEUTRE-POC	0	67.305	67.305
DE*	BHC MOMENTUM MASTER FUND LP C/O WALKERS CORPORATE LIMITED	0	13.510	13.510
DE*	BHC MULTI-FACTOR MASTER FUND LP	0	64.314	64.314
DE*	BI FINANZBONDS	0	22.315	22.315
DE*	BLACKROCK AN DE AG FOR ISHARES EURO STOXX 50 UCITS ETF (DE)	0	6.703.149	6.703.149
DE*	BLACKROCK AM SCHWEIZ AG DBO EYES WORLD EX SWITZ SQ INDEX FUND	0	57.184	57.184
DE*	BLACKROCK CDN MSCI EAFE EQUITY INDEX FUND	0	1.043.838	1.043.838
DE*	BLACKROCK CDN MSCI EAFE INDEX PLUS FUND	0	19.162	19.162
DE*	BLACKROCK CPM WORLD INDEX FUND	0	83.447	83.447
DE*	BLACKROCK FISSIOM INDEXED INTL EQUITY FD	0	94.981	94.981

Pagina 53

Azionisti: 3.204 Teste: 19  
 Azionisti in proprio: 9 Azionisti in delega: 3.195

83942/23




LISTA ESITO DELLE VOTAZIONE

Oggetto: Bilancio di esercizio al 31 dicembre 2018 di Eni S.p.A. Deliberazioni relative. Presentazione Bilancio consolidato al 31 dicembre 2018. Relazioni degli Amministratori, del Collegio Sindacale e della Società di revisione.

FAVOREVOLI

Badge	Ragione Sociale	Proprio	Delega	Totale
DE*	BLACKROCK FUNDS I ICNV	0	1.150	1.150
DE*	BLACKROCK INDEX SELECTION FUND	0	2.014.519	2.014.519
DE*	BLACKROCK INSTITUTIONAL POOLED FUNDS PLC	0	385.930	385.930
DE*	BLACKROCK INSTITUTIONAL TRUST COMPANY N.A. INVESTMENT FUNDS FOR EMPLOYER BENEFIT TRUSTS	0	20.957.890	20.957.890
DE*	BLACKROCK INTERNATIONAL INDEX V.I. FUND OF BLACKROCK VARIABLE SERIES FUNDS INC.	0	33.876	33.876
DE*	BLACKROCK MANAGED VOLATILITY V.I. FUND OF BLACKROCK VARIABLE SERIES FUNDS INC.	0	4.843	4.843
DE*	BLACKROCK MSCI SAFE EQUITY INDEX NON-LENDABLES FUND	0	620.776	620.776
DE*	BLACKROCK TACTICAL OPPORTUNITIES FUND OF BLACKROCKFUNDS	0	22.041	22.041
DE*	BLACKROCK UCITS FUNDS	0	994	994
DE*	BLAU MOUNTAIN CREDIT ALTERNATIVES MASTER FUND LP CO M AND C CORP SERVICES LTO	0	16.744	16.744
DE*	BLAEMOUNTAIN GUADALUPE PEAK FUND L.P. CO CORPORATION SERVICE COMPANY	0	3.220	3.220
DE*	BLAEMOUNTAIN KICKING HORSE FUND L.P. C/O MAPLES CORPORATE SVCS LTD	0	406	406
DE*	BLAEMOUNTAIN SYSTEMATIC MASTER FUND LP MAPLES CORP SERVICES LTD	0	11.557	11.557
DE*	BMO AG	0	40.371	40.371
DE*	BNP PARIBAS A FUND	0	78.193	78.193
DE*	BNP PARIBAS EASY	0	437.374	437.374
DE*	BNP PARIBAS LI	0	49.401	49.401
DE*	BOMBARDIER TRUST(CANADA) GLOBAL EQUIT FU	0	68.550	68.550
DE*	BOURBON I ROTHSCHILD ET CIE GESTIO	0	93.000	93.000
DE*	BPCB DFF ECCLESTON G	0	34.393	34.393
DE*	BSS FRANCFORT /INTERNATIONALE KAG MBH F BI FINANZFONDS MINIMUM	0	71.190	71.190
DE*	BSS LUXEMBOURG/JANUS HENDERSON HORIZON FUND TOTAL RETURN	0	9.378	9.378
DE*	BSS NEW YORK/JR GLOBAL EQUITY INC FU	0	4.974.427	4.974.427
DE*	BSPCJ DFF REVER CITIBK RH FD SERV JERSEY	0	2.091	2.091
DE*	BRANDES GLOBAL EQUITY FUND	0	48.572	48.572
DE*	BRANDES GLOBAL EQUITY INCOME FUND	0	2.057	2.057
DE*	BRANDES GLOBAL OPPORTUNITIES VALUE FUND	0	6.616	6.616
DE*	BRANDES INTERNATIONAL EQUITY FUND	0	1.019.158	1.019.158
DE*	BRANDES INVESTMENT FUNDS PLC	0	994.092	994.092
DE*	BRIGHTHOUSE FUNDS TRUST II - MFS TOTAL RETURN PORTFOLIO	0	100.690	100.690
DE*	BRITISH CIAL STAFF SUPERANNUATION SCHEME	0	196.394	196.394
DE*	BUNDEI INVESTMENT AGENCY	0	2.576	2.576
DE*	BRUNEL SHELL RETIREMENT BENEFIT FUND	0	7.214	7.214
DE*	BT WHOLESAL MULTI MANAG INTL SHARE FUND	0	80.848	80.848
DE*	BUREAU OF LABOR FUNDS - LABOR RETIREMENT FUND	0	2.267	2.267
DE*	BUREAU OF LABOR FUNDS - LABOR RETIREMENT FUND	0	11.506	11.506
DE*	BUREAU OF LABOR FUNDS - LABOR RETIREMENT FUND	0	60.969	60.969
DE*	BUREAU OF LABOR FUNDS - LABOR RETIREMENT FUND	0	53.850	53.850
DE*	BUREAU OF LABOR FUNDS - LABOR RETIREMENT FUND	0	70.436	70.436
DE*	BUREAU OF LABOR FUNDS- LABOR PENSION FUND	0	30.522	30.522
DE*	BUREAU OF LABOR FUNDS- LABOR PENSION FUND	0	41.056	41.056
DE*	BUREAU OF LABOR FUNDS- LABOR PENSION FUND	0	124.542	124.542

03/04/2019

LISTA ESITO DELLE VOTAZIONE

Oggetto: Bilancio di esercizio al 31 dicembre 2018 di Eni S.p.A. Dell'iberazioni relative. Presentazione Bilancio consolidato al 31 dicembre 2018. Relazioni degli Amministratori, del Collegio Sindacale e della Società di revisione.

FAVOREVOLI

Badge	Ragione Sociale	Proprio	Delega	Totale
DE*	BUREAU OF LABOR FUNDS- LABOR PENSION FUND	0	135.903	135.903
DE*	BUREAU OF LABOR FUNDS- LABOR PENSION FUND	0	267.411	267.411
DE*	BUREAU OF LABOR FONDS- LABOR PENSION FUND	0	652.040	652.040
DE*	BUREAU OF LABOR FUNDS-LABOR INSURANCE FUND	0	17.409	17.409
DE*	BUREAU OF LABOR FUNDS-LABOR PENSION FUND	0	6.844	6.844
DE*	CAJ CLARK PENSION FUND	0	34.594	34.594
DE*	CALCIUM QUANT	0	50.099	50.099
DE*	CAM DESIGNATED CLT EUR TREATY	0	160.700	160.700
DE*	CAM DESIGNATED CLT GBP TREATY	0	700	700
DE*	CAMGESTION CONVERTIBLE EUROPE	0	13.250	13.250
DE*	CAMGESTION DEEP VALUE	0	350.000	350.000
DE*	CAMGESTION EXPERT PATRIMOINE	0	645.377	645.377
DE*	CANADA LIFE ASSURANCE EUROPE LIMITED	0	10.000	10.000
DE*	CANDRYAM EQUITIES I	0	2.104.181	2.104.181
DE*	CARDIF ASSURANCE RISQUES DIVERS	0	235.109	235.109
DE*	CARDIF ASSURANCE VIE	0	26.304	26.304
DE*	CARDIF LUX VIE	0	1.725.000	1.725.000
DE*	CARE SUPER	0	189.997	189.997
DE*	CARP - IMDO	0	289.036	289.036
DE*	CARPINKO ACTIONS LO	0	252.953	252.953
DE*	CAVERSHAM FUND	0	130.000	130.000
DE*	CBOSC ATF CW BK GRP SUP WCSS08	0	4.219	4.219
DE*	CBOSC-CBGS-WCSS07	0	45.203	45.203
DE*	CDN MSCI WORLD EX-CANADA MINIMUM VOLATILITY INDEX FUND	0	49.740	49.740
DE*	CENTRAL BANK OF IRELAND	0	27.511	27.511
DE*	CENTRAL FINANCE BOARD METHODIST CHURCH	0	17.791	17.791
DE*	CFSIL - COLONIAL FIRST STATE GLOBAL ASSET MANAGEMENT MULTI SECTOR TRUST 1	0	11.906	11.906
DE*	CFSIL - COLONIAL FIRST STATE GLOBAL SHARE FUND	0	1.480	1.480
DE*	CFSIL ATF CMLA INTERNATIONAL SHARE FUND	0	762.890	762.890
DE*	CFSIL RE COLONIAL FIRST STATE INVESTMENT FUND 10	0	36.761	36.761
DE*	CHANG HWA COMM BK AMCO NOMURA GLOBAL HIGH DIVIDEND FUND	0	108.462	108.462
DE*	CHINA LIFE INSURANCE COMPANY LIMITED	0	17.972	17.972
DE*	CHINA TRUST COMMERCIAL BANK LTD. AS	0	226.202	226.202
DE*	CHUNGHWA POST CO LTD	0	6.672	6.672
DE*	CI CORPORATE CLASS LTD	0	134.675	134.675
DE*	CITIBANK INTERNATIONAL PLC AS TRUSTEE CITIBANK INT. PLC	0	80.000	80.000
DE*	CITITRUST LIMITED AS TRUSTEE OF BLACKROCK PREMIER FUNDS-BLACKROCK WORLD EQUITY INDEX FUND	0	4.650.057	4.650.057
DE*	CITITRUST LTD	0	8.985	8.985
DE*	CL SPARGNE DYNAMIQUE	0	87.656	87.656
DE*	CLASS N AMJ ALPHA 2.5 XL EUR TRADING LIMITED	0	33.551	33.551
DE*	CLOSE-PRIVATE-ASSET MANAGEMENT LIMITED	0	11.396	11.396
DE*		0	104.673	104.673

Pagina 55

Azionisti: 3.204 Teste: 19  
 Azionisti in proprio: 9 Azionisti in delega: 1.195

33942/1125



LISTA ESITO DELLE VOTAZIONI

Oggetto: Bilancio di esercizio al 31 dicembre 2018 di Eni S.p.A. Deliberazioni relative, Presentazione Bilancio consolidato al 31 dicembre 2018, Relazioni degli Amministratori, del Collegio Sindacale e della Società di revisione.

FAVOREVOLI

Badge	Regione Sociale	Proprio	Delega	Totale
DE*	CNP ACP ACTIONS LT	0	87.816	87.816
DE*	CNP ASSUR EUROPE NEUTELIZE ORC	0	334.668	334.668
DE*	CNP ASSUR VALEURS	0	5.995	5.995
DE*	CNP ASSUR VALOE ET MOMENTUM	0	25.202	25.202
DE*	CNP DNCA VALUE EUROPE	0	318.803	318.803
DE*	COHEN & STEERS REAL ASSETS FUND, INC	0	17.352	17.352
DE*	COHEN & STEERS, INC	0	1.081	1.081
DE*	COREMASTERS REAL ASSETS MULTI STRAT FUN	0	143.783	143.783
DE*	COLOMBES 6	0	102.019	102.019
DE*	COLONIAL FIRST STATE INVESTMENT FUND.	0	30.909	30.909
DE*	COLUMBIA CAPITAL ALLOCAT MODER CONSER PO	0	8.944	8.944
DE*	COLUMBIA CAPITAL ALLOCATION AGGRESSIVE P	0	7.222	7.222
DE*	COLUMBIA CAPITAL ALLOCATION CONSERVAT PO	0	5.847	5.847
DE*	COLUMBIA CAPITAL ALLOCATION MODER AGG P	0	6.095	6.095
DE*	COLUMBIA CAPITAL ALLOCATION MODERATE POR	0	8.741	8.741
DE*	COMING PENS TR FU EU DYN HED EQ O JEM N	0	499.009	499.009
DE*	COMMINGLED PENSION TRUST FUND (INTERNATIONAL ADVANTAGE) OF JPMORGAN CHASE BANK	0	884.905	884.905
DE*	COMMINGLED PENSION TRUST FUND (INTERFID INTERNATIONAL) OF JPMORGAN CHASE BANK	0	702.994	702.994
DE*	COMMONFUND STRATEGIC SOLUTIONS GLOBAL EQUITY LLC	0	24.790	24.790
DE*	CONNECTICUT GENERAL LIFE INSURANCE COMPANY	0	6.380	6.380
DE*	CONNECTICUT GENERAL LIFE INSURANCE COMPANY	0	29.794	29.794
DE*	CONNECTICUT GENERAL LIFE INSURANCE COMPANY	0	30.800	30.800
DE*	CONSTRUCTION AND BUILDING UNIONS SUPERANNUATION FUND	0	51.118	51.118
DE*	CONSTRUCTION AND BUILDING UNIONS SUPERANNUATION FUND	0	259.651	259.651
DE*	CORTI DIVERSIFE	0	60.000	60.000
DE*	CORECOMMODITY MANAGEMENT - FOUNDERS ABSOLUTE RETURN MASTER FUND LTD	0	1.784	1.784
DE*	COVERA ACTIONS EURO	0	14.754	14.754
DE*	COVERA ACTIONS EUROPE OPPORTUNITIES	0	276.663	276.663
DE*	COVERA ACTIONS KENEDMENT	0	527.429	527.429
DE*	COVERA FINANCE ACT. EUROPE	0	1.132.031	1.132.031
DE*	COVERA FINANCE ACTI EUROPE	0	419.858	419.858
DE*	COVERA FINANCE EUROPE	0	387.163	387.163
DE*	CPR CONSOMMATEUR ACTIONNAIRE	0	105.676	105.676
DE*	CPR EURO HIGH DIVIDEND	0	16.702	16.702
DE*	CPR EUROLAND	0	308.179	308.179
DE*	CPR EUROLAND PREMIUM	0	491.463	491.463
DE*	CPR EUROPE ESG	0	199.556	199.556
DE*	CPR EUROPE NOUVELLE	0	15	15
DE*	CPR INVEST - GEAR WORCO	0	2.619	2.619
DE*	CPR INVEST GLOBAL EQUITY ESG	0	100.000	100.000
DE*	CPR INVEST-EUROPE SPECIAL	0	8.900	8.900
DE*		0	35.527	35.527

83942/226

LISTA ESITO DELLE VOTAZIONE

Oggetto: Bilancio di esercizio al 31 dicembre 2018 di Eni S.p.A. Deliberazioni relative. Presentazione Bilancio consolidato al 31 dicembre 2018. Relazioni degli Amministratori, del Collegio Sindacale e della Società di revisione.

FAVOREVOLI

Badge	Regione sociale	Proprio	Delega	Totale
DE*	CTIVP - LAZARD INTERNATIONAL EQUITY ADVANTAGE FUND	0	892.580	892.580
DE*	D. E. SHAW ALL COUNTRY GLOBAL ALPHA EXTENSION	0	819.568	819.568
DE*	D. E. SHAW VALUE ALL COUNTRY ALPHA EXTENSION	0	109.386	109.386
DE*	D. E. SHAW WORLD ALPHA EXTENSION PORTFOLIOS LLC	0	2.065.069	2.065.069
DE*	DANSKE BANK PULVER	0	250.582	250.582
DE*	DANSKE INVEST SICAV	0	151.623	151.623
DE*	DASSAULT SYSTEM DYNAMIQUE	0	47.862	47.862
DE*	DBI FONDS BBB	0	8.030	8.030
DE*	DEPARTMENT OF STATE LAHDS	0	136.566	136.566
DE*	DEVELOPED INTERNATION EQUITY SELECT ETF	0	2.859	2.859
DE*	DELL EMPLOYEE BENEFIT FUND OPT DE	0	263.295	263.295
DE*	DIGNITY HEALTH	0	131.080	131.080
DE*	DIGNITY HEALTH RETIREMENT PLAN TRUST	0	149.715	149.715
DE*	DNCA INVEST	0	1.844.022	1.844.022
DE*	DNCA NF VALUE EUROPE	0	173.334	173.334
DE*	DNCA VALUE EUROPE	0	989.522	989.522
DE*	DORVAL CONVICTIONS	0	161.542	161.542
DE*	DORVAL CONVICTIONS FEA	0	80.238	80.238
DE*	DRAM EQUITY L	0	220.000	220.000
DE*	DUPONT PENSION TRUST	0	135.420	135.420
DE*	DYNAMIQUE-JAS HENNESSY CO	0	12.651	12.651
DE*	EDMOND DE ROTHSCHILD ASSET	0	185.580	185.580
DE*	EDMOND DE ROTHSCHILD EQUITY EUROPE	0	240.006	240.006
DE*	EDMOND DE ROTHSCHILD FUND EQUITY	0	793.460	793.460
DE*	EDMOND DE ROTHSCHILD FOND II -	0	40.917	40.917
DE*	EDMOND DE ROTHSCHILD FUND INCOME	0	230.470	230.470
DE*	EDR FUND GLOBAL VALUE	0	160.470	160.470
DE*	EGEPARGNE 2	0	26.242	26.242
DE*	ENBA ENERGIE BADEN-WUERTTEMBERG AG	0	200.829	200.829
DE*	ENHANCED INDEX INTERNATIONAL SHARE FUND	0	22.256	22.256
DE*	EPARGNE EQUILIBRE FCPE	0	34.554	34.554
DE*	EPARGNE PRUDENCE THALES	0	68.947	68.947
DE*	EPOQUE	0	85.464	85.464
DE*	EPS	0	67.838	67.838
DE*	EQ ADV DYNAMIC MODERATE GROWTH PORTFOLIO	0	99.859	99.859
DE*	EQ ADV TRUST EQ/INT. EQ. INDEX PORTFOLIO	0	579.193	579.193
DE*	EQ ADVISORS TRUST - 1290 VT SMARTBETA EQ	0	2.100	2.100
DE*	EQ ADVISORS TRUST - ATM INTERNATIONAL MANAGED VOLATILITY PORTFOLIO	0	278.264	278.264
DE*	EQ ADVISORS TRUST - AXA / AB DYNAMIC GROWTH PORTFOLIO	0	22.450	22.450
DE*	EQ ADVISORS TRUST - AXA INTERNATIONAL CORE MANAGED VOLATILITY PORTFOLIO	0	315.778	315.778
DE*	EQ ADVISORS TRUST - AXA INTERNATIONAL MANAGED VOLATILITY PORTFOLIO	0	372.726	372.726
DE*	EQ ADVISORS TRUST - AXA/TEMPLETON GLOBAL EQUITY MANAGED VOLATILITY PORTFOLIO	0	196.651	196.651

83942/1127

Pagina 57

19  
3.195

Teste:  
Azionisti in proprio: 9 Azionisti in delega:

3204

## LISTA ESITO DELLE VOTAZIONI

Oggetto: Bilancio di esercizio al 31 dicembre 2018 di Eni S.p.A. Deliberazioni relative. Presentazione Bilancio consolidato al 31 dicembre 2018. Relazioni degli Amministratori, del Collegio Sindacale e della Società di revisione.

## FAVOREVOLI

Badge	Ragione Sociale	Proprio	Delega	Totale
DE*	EQ ADVISORS TRUST-AXA GLOBAL EQUITY MANAGED VOLATILITY PORTFOLIO	0	121.546	121.546
DE*	EQ ADVISORS TRUST-AXA INTL.VALUE MANAGED	0	219.362	219.362
DE*	EQ ADVISORS TRUST-AXA NATURAL RESOURCES	0	21.088	21.088
DE*	ERISA ACTIONS EUROPE NZ	0	137.264	137.264
DE*	ETFS EURO STOXX 50 ETF	0	39.206	39.206
DE*	EULER HERMES PATRIMONIA	0	454.866	454.866
DE*	FUROREN LIFE PENSION DAC	0	10.828	10.828
DE*	EUROPEAN EQUITY FUND OF KOKUSAI TRUST INTERTRUST TRUSTEES	0	28.331	28.331
DE*	EVLIAM A EQUILIBRE	0	13.519	13.519
DE*	EVOLUTIS	0	344.905	344.905
DE*	FAN SERIES UCITS ICAV	0	70.525	70.525
DE*	FAMILY INVESTMENTS CHILD TRUST FUND	0	74.290	74.290
DE*	FAMILY INVESTMENTS GLOBAL ICVC FAMILY BALANCED INT FUND	0	52.638	52.638
DE*	FCF AG2R LA MONDIALE ACT EUROPE ISR	0	710.000	710.000
DE*	FCF ALM ACT BONE EUR ISR	0	2.370.000	2.370.000
DE*	FCF ALM ACTIONS EURO	0	1.006.543	1.006.543
DE*	FCF BNP PARIBAS ACTIONS EUROPE	0	9.515	9.515
DE*	FCF CANGEST VALEURS EURO	0	437.301	437.301
DE*	FCF CARPINKO EUROPE	0	151.749	151.749
DE*	FCF EVANGENE EUR DYNAMIQUE	0	73.385	73.385
DE*	FCF FIAO	0	411.571	411.571
DE*	FCF FRANCE INVEST. INTER	0	240.040	240.040
DE*	FCF FRANCE PLACEMENT INTERNATIONAL	0	239.226	239.226
DE*	FCF GERISO	0	237.683	237.683
DE*	FCF HAMELIN DIVERSIFIE FLEX XI	0	6.723	6.723
DE*	FCF INDEP ACTIONS ISR BAS	0	19.133	19.133
DE*	FCF R IPSA ACTIONS	0	23.000	23.000
DE*	FCF SAKKARAH 6	0	34.500	34.500
DE*	FCF SYCOMORE L/S MARKET NEUTRAL	0	56.200	56.200
DE*	FCPE HORIZON EP. ACTION	0	80.000	80.000
DE*	FDC A2 POCHE TITRES	0	29.586	29.586
DE*	FDRM AMUNDI	0	54.028	54.028
DE*	FEDERAL ETHI-PATRIMOINE	0	85.065	85.065
DE*	FEDERAL OPTIMAL (PART P)	0	10.654	10.654
DE*	FEDERATED UNIT TRUST	0	71.600	71.600
DE*	FFG EUROPEAN EQUITIES SUSTAINABLE	0	366.442	366.442
DE*	FIDELIA ASSISTANCE	0	15.019	15.019
DE*	FIDELITY COMMON CONTRACTUAL FUND II	0	3.497	3.497
DE*	FIDELITY CONCORD STREET TRUST: FIDELITY SERIES INTERNATIONAL INDEX FUND	0	160.836	160.836
DE*	FIDELITY FUNDS SICAV	0	12.800	12.800
DE*	FIDELITY GROUP TRUST FOR EMPLOYEE BEN PL	0	179.742	179.742
DE*		0	1.081.030	1.081.030

03042/1128

LISTA ESITO DELLE VOTAZIONE

Oggetto: Bilancio di esercizio al 31 dicembre 2018 di Eni S.p.A. Deliberazioni relative. Presentazione Bilancio consolidato al 31 dicembre 2018. Relazioni degli Amministratori, del Collegio Sindacale e della Società di revisione.

FAVOREVOLI

Badge	Regione Sociale	Proprio	Delega	Totale
DE*	FIDELITY INVESTMENT FUNDS - FIDELITY INDEX EUROPE EX UK FUND	0	118.160	118.160
DE*	FIDELITY INVESTMENT FUNDS - FIDELITY INDEX WORLD FUND	0	87.695	87.695
DE*	FIDELITY INVESTMENTS MONEY MANAGEMENT INC	0	1.800	1.800
DE*	FIDELITY PURIT TR FID SER INTRINSIC OPF	0	10.000	10.000
DE*	FIDELITY RUTLAND SQUIRETRUST II: STRATEGIC ADVISERS INT F	0	7.245.003	7.245.003
DE*	FIDELITY SAL ST FIDELITY GLOBAL EX US IN	0	2.157.462	2.157.462
DE*	FIDELITY SALEM STR 4 FID TCPTAL INT IND F	0	655.152	655.152
DE*	FIDELITY SALEM STREET TRUST: FIDELITY ZERO INTERNATIONAL INDEX FUND	0	241.564	241.564
DE*	FIDELITY UCITS II ICAV	0	110.734	110.734
DE*	FIDUCIARY TRUST COMPANY INTERNATIONAL AS ASSET FORUS CLIENTS	0	7.249	7.249
DE*	FIRST TRUST DYNAMIC EUROPE EQUITY INCOME	0	337	337
DE*	FIRST TRUST EUROPE ALPHADEX FUND	0	502.955	502.955
DE*	FIRST TRUST EUROZONE ALPHADEX ETF	0	170.374	170.374
DE*	FIRST TRUST HORIZON MANAGED VOLATILITY D	0	26.332	26.332
DE*	FIRST TRUST RIVERFRONT DYN DEV INT ETF	0	19.838	19.838
DE*	FIRST TRUST RIVERFRONT DYNAMIC EUROPE ET	0	151.460	151.460
DE*	FISHER INVEST ALL WORLD EQ COLLECTIVE FD	0	45.650	45.650
DE*	FISHER INVESTMENTS ALL FOREIGN EQ COL FD	0	165.796	165.796
DE*	FISHER INVESTMENTS FOREIGN EQUITY COLL F	0	9.697	9.697
DE*	FLEXSHARES INTERNATIONAL QUALITY DIVIDEND DEFENSIVE INDEX FUND	0	147.671	147.671
DE*	FLEXSHARES INTERNATIONAL QUALITY DIVIDEND INDEX FUND	0	29.584	29.584
DE*	FLEXSHARES INEL QUALITY DIVIDEND DYNAMIC	0	534.711	534.711
DE*	FLEXSHARES MORNINGSTAR DEVELOPED MARKETS	0	13.806	13.806
DE*	FLEXSHARES MORNINGSTAR GLOBAL UPSTREAM N	0	139.357	139.357
DE*	FLEXSHARES STOXX GLOBAL ESG IMPACT INDEX	0	2.561.864	2.561.864
DE*	FLORISSIME DYNAMISME	0	7.590	7.590
DE*	FLORISSIME EQUILIBRE	0	3.235	3.235
DE*	FONDAZIONE ROMA SIF	0	2.051	2.051
DE*	FONDS DE RESERVE POUR LES RETRAITES	0	14.194	14.194
DE*	FOREIGN STOCK INDEX MOTHER FUND	0	311.818	311.818
DE*	FP RUSSELL INVESTMENTS ICVC-PP RUSSELL INV INT GROWTH ASSETS FD	0	70.000	70.000
DE*	FP RUSSELL INVESTMENTS ICVC-PP RUSSELL INV UK GROWTH ASSETS FD	0	8.974	8.974
DE*	FRANCE INVESTISSEMENT CAPITALISATIONS MOYENNES	0	17.006	17.006
DE*	FRANCE PLACEMENT EURO	0	157.049	157.049
DE*	FRANKLIN T.VARIABLE INS.PROD. FOREIGN VIP	0	1.453.222	1.453.222
DE*	FRANKLIN TEMPLETON INVESTMENT FUNDS	0	674.349	674.349
DE*	FRANKLIN TEMPLETON SHARIAH FUNDS BA	0	11.351.033	11.351.033
DE*	FRANKLIN TEMPLETON VARIAB. INSURANCE	0	119.514	119.514
DE*	FRIENDS LIFE AND PENSIONS LIMITED P1XHAM ERD	0	1.507.144	1.507.144
DE*	FRIENDS LIFE FUNDS LIMITED	0	28.100	28.100
DE*	FIRST ALL WORLD INDEX FUND	0	36.941	36.941
DE*		0	140.846	140.846

Pagina 59

19  
3.195

3.204 Teste:  
9 Azionisti in delega:

Azionisti  
Azionisti in proprio:

83962/11/19



LISTA ESITO DELLE VOTAZIONI

Oggetto: Bilancio di esercizio al 31 dicembre 2018 di Eni S.p.A. Deliberazioni relative, Presentazione Bilancio consolidato al 31 dicembre 2018. Relazioni degli Amministratori, del Collegio Sindacale e della Società di revisione.

FAVOREVOLI

Badge	Regione Sociale	Proprio	Delega	Totale
DE*	FUT15 FUNDS INDUSTRIELLE ALLIANCE	0	42.035	42.035
DE*	FUNDACAO CALOUSTE GULBENKIAN	0	58.301	58.301
DE*	GA FUND L	0	8.923	8.923
DE*	GAM INVESTMENT MANAGEMENT (SWI)	0	3.800	3.800
DE*	GAM INVESTMENT MANAGEMENT (SWITZERLAND) AG ON BEHALF OF INST	0	3.412	3.412
DE*	GAM INVESTMENT MANAGEMENT (SWITZERLAND) AG ON BEHALF OF INST	0	100.917	100.917
DE*	GENERAL CONFERENCE CORPORATION OF SEVENTH DAY ADVENTISTS	0	76.532	76.532
DE*	GIVI GLOBAL EQUITY FUND A SERIES TRUST OF GLOBAL MULTI STRATEGY	0	28.070	28.070
DE*	GLOBAL INTRAPED - CANADA FUND	0	33.879	33.879
DE*	GLOBAL X SCIENTIFIC BETA EUROPE ETF	0	1.793	1.793
DE*	GNAM GROUP PENSION TRUST II	0	125.830	125.830
DE*	GNAM GROUP PENSION TRUST III	0	394.083	394.083
DE*	GNF ASSURANCES (N) EUROPE	0	233.928	233.928
DE*	GMP-VIE CANTON B (A) EUROPE	0	805.931	805.931
DE*	GOLDMAN SACHS INTER EQUITY INSIGHTS FUND	0	1.182.475	1.182.475
DE*	GOLDMAN SACHS TRST II-GOLDMAN SACHS MULTI-MGR GLOBAL EVT FUND	0	4.950	4.950
DE*	GOLDMAN SACHS TRUST - GOLDMAN SACHS ABSOLUTE RETURN TRACKER FUND	0	24.200	24.200
DE*	GOLDMAN SACHS TRUST - GOLDMAN SACHS INTERNATIONAL EQUITY DIVIDEND AND PREMLOW FUND	0	88.622	88.622
DE*	GOLDMAN SACHS TRUST II - MULTI-MANAGER INTERNL EQUITY FUND	0	167.322	167.322
DE*	GOLDMAN SACHS TRUST- GOLDMAN SACHS GLOBAL MANAGED BETA FUND	0	20.551	20.551
DE*	GOLDMAN SACHS VARIABLE INS TRUST - G SACHS STRATEGIC INTER EQUITY FUND	0	51.917	51.917
DE*	GOTHAM CAPITAL V LLC	0	692	692
DE*	GOVERNMENT OF NORWAY	0	57.122.062	57.122.062
DE*	GRD 2D ACTIONS	0	409.432	409.432
DE*	GRD ACTIONS ZONE EURO - POCHE	0	114.004	114.004
DE*	GULNNESS ATKINSON GLOBAL ENERGY FUND	0	46.860	46.860
DE*	H.E.S.T. AUSTRALIA LIMITED	0	223.898	223.898
DE*	HAMELIN DIVERSIFIE FLEX I	0	27.000	27.000
DE*	HANG SENG INSURANCE COMPANY LIMITED	0	120.465	120.465
DE*	HBOS INTERNATIONAL INV FUNDS ICVC- EUROPEAN FUND	0	171.187	171.187
DE*	HB09 INTERNATIONAL INV FUNDS ICVC- INTERNATIONAL GROWTH FUND	0	284.775	284.775
DE*	HC CAPITAL TRUST - THE ESG GROWTH PORTFOLIO	0	85.108	85.108
DE*	HC CAPITAL TRUST - THE INTERNATIONAL EQUITY PORTFOLIO	0	171.060	171.060
DE*	HC CAPITAL TRUST THE COMMODITY RETURNS STRATEGY PORTFOLIO	0	74.181	74.181
DE*	HC CAPITAL TRUST- THE CATHOLIC SRI GROWTH PORTFOLIO	0	5.545	5.545
DE*	HC CAPITAL TRUST- THE INSTITUTIONAL INTERNATIONAL EQUITY FTF	0	539.762	539.762
DE*	HEZH COFONDS	0	18.000	18.000
DE*	HGLF GLOB EQ VOLATILLY FO	0	170.765	170.765
DE*	HOSTPLUS POOLED SUPERANNUATION TRUST	0	51.574	51.574
DE*	HSBC ACTIONS MONDE	0	41.127	41.127
DE*	HSBC AS TRUSTEE FOR SSGA EUROPE PX UK EQUITY TRACKER FUND	0	2.184.470	2.184.470
DE*	HSBC ETFs	0	76.238	76.238

88 33 89 42 1130

LISTA ESITO DELLE VOTAZIONE

Oggetto: Bilancio di esercizio al 31 dicembre 2018 di Eni S.p.A. Deliberazioni relative. Presentazione Bilancio consolidato al 31 dicembre 2018. Relazioni degli Amministratori, del Collegio Sindacale e della Società di revisione.

FAVOREVOLI

Badge	Ragione Sociale	Proprio	Delegati	Totale
DE*	HSBC ETFs PLC	0	90.406	90.406
DE*	HSBC ETFs PLC 1 28 NORTH WALL QUAY	0	146.791	146.791
DE*	HSBC EURO EQUITY VOL FOCUSED	0	40.000	40.000
DE*	HSBC EURO MULTI-ASSET INCOME FUND	0	24.030	24.030
DE*	HSBC EUROPEAN INDEX FUND	0	640.851	640.851
DE*	HSBC GLOBAL ASSET MANAGEMENT LTD	0	2.434	2.434
DE*	HSBC GLOBAL FUND ICAV	0	1.844	1.844
DE*	HSBC GLOBAL INVESTMENT FUNDS	0	112.741	112.741
DE*	HSBC GLOBAL POWER RESOURCES EQUITY FUND	0	60.599	60.599
DE*	HSBC GLOBAL RESOURCES ENERGY MOTHER FUND	0	68.066	68.066
DE*	HSBC IMKA INVESTMENT AG TGV FOR TGV LH STRATEGY	0	77.630	77.630
DE*	HSBC LIFE (INTERNATIONAL) LIMITED	0	225.695	225.695
DE*	HSBC MANAGED BALANCED FUND	0	9.275	9.275
DE*	HSBC MANAGED GROWTH FUND	0	15.628	15.628
DE*	HSBC MANAGED STABLE FUND	0	979	979
DE*	HSBC MSCI EUROPE UCIS ETF	0	1.204	1.204
DE*	HSBC MULTI-ASSET DYNAMIC EURO	0	88.025	88.025
DE*	HSBC P IN F HSBC POOLED GLOBAL EQUITY FO	0	192.876	192.876
DE*	HSBC SUSTAINABLE GLOBAL EQUITY	0	32.853	32.853
DE*	HUTCHISON PROVIDENT AND RETIREMENT PLAN	0	41.585	41.585
DE*	HUTCHISON PROVIDENT FUND.	0	12.895	12.895
DE*	IA CLARINGTON GLOBAL VALUE FUND	0	20.846	20.846
DE*	IAC INTERNATIONAL EQUITY FI	0	135.018	135.018
DE*	IAG NAMA SUPERANNUATION PLAN	0	34.900	34.900
DE*	IBBOTSON INTERNATIONAL SHARES (UNHEDED)	0	102.676	102.676
DE*	IBM 401K PLUS PLAN	0	364.791	364.791
DE*	IBM FRANCE	0	466.704	466.704
DE*	IBM H	0	48.000	48.000
DE*	IBM PERSONAL PENSION PLAN TRUST	0	6.300	6.300
DE*	IBM PERSONAL PENSION PLAN TRUST	0	15.477	15.477
DE*	IBM PERSONAL PENSION PLAN TRUST	0	34.430	34.430
DE*	IBM RETIREMENT PLAN	0	146.777	146.777
DE*	ICARE	0	16.326	16.326
DE*	INDEP ACTIONS CROISSANCE	0	18	18
DE*	INDOSUSE ALLOCATION PEA	0	169.000	169.000
DE*	INDOSUSE EUROPE PATRIMOINE	0	181.660	181.660
DE*	INDOSUSE EUROPE RENDEMENT	0	109.290	109.290
DE*	INDUSTRIAL REALANCE INSURANCE E FINANZIA	0	45.600	45.600
DE*	INS DIRECT	0	354.828	354.828
DE*	INS RENDEMENT EUROPE	0	208.067	208.067
DE*	INRA FROTHIRA	0	110.000	110.000
DE*		0	11.610	11.610

Pagina 61

Azionisti in proprio: 3.204 Testi: 19

Azionisti in delega: 9 Azionisti in delega: 3.195

8394 2/1/131

## LISTA ESITO DELLE VOTAZIONE

Oggetto: Bilancio di esercizio al 31 dicembre 2018 di Eni S.p.A. Deliberazioni relative. Presentazione Bilancio consolidato al 31 dicembre 2018. Relazioni degli Amministratori, del Collegio Sindacale e della Società di revisione.

## FAVOREVOLI

Segno	Ragione sociale	Proprio	Delega	Totale
DE*	INSTITUTIONAL RETIREMENT TRUST	0	25.509	25.509
DE*	INTERNATIONAL EQUITIES FUND	0	19.913	19.913
DE*	INTERNATIONAL MONETARY FUND	0	75.909	75.909
DE*	INTERNATIONAL RESEARCH EQUITY EXTENDED MASTER FOND (CAYMAN) L.P. C/O INTERTRUST CORP SVCS (CAYMAN) LTD	0	106.255	106.255
DE*	INTERNATIONAL RAG MSH FOR 189600 LIFFERDO	0	11.000	11.000
DE*	INTERNATIONALE KAPITAL MSH FOR LH-PRIVATRENT-ANTFEN	0	150.000	150.000
DE*	INTERNATIONALE KAPITALANLAGESELLSCHAFT MSH	0	1.660.898	1.660.898
DE*	INTERNATIONALE KAPITALANLAGESELLSCHAFT MSH FOR ANP INEA	0	6.611	6.611
DE*	INTERNATIONALE KAPITALANLAGESELLSCHAFT	0	16.346	16.346
DE*	INVEST DANKE INV EUROPA HOJT UDEITTE	0	357.616	357.616
DE*	INVESTEC FUNDS SERIES I - ENHANCED NATURAL RESOURCES FUND	0	370.676	370.676
DE*	INVESTEC FUNDS SERIES II GLOBAL ENERGY FUND	0	85.763	85.763
DE*	INVESTING	0	143.063	143.063
DE*	IPA CORPORATE ACTIONS AND INCOME	0	112.038	112.038
DE*	IPAC SPEC INV STR INT SHARE 57% NO 3	0	118.840	118.840
DE*	IPAC SPECIALIST INVESTMENT STRATEGIES - INTERNATIONAL SHARE STRATEGY NO.1	0	118.141	118.141
DE*	IRISH LIFE ASSURANCE PLC	0	839	839
DE*	IRISH LIFE ASSURANCE.	0	1.644.925	1.644.925
DE*	IRISH LIFE ASSURANCE.	0	3.617	3.617
DE*	IRISH LIFE ASSURANCE.	0	12.852	12.852
DE*	IRISH LIFE ASSURANCE.	0	53.233	53.233
DE*	IRISH LIFE ASSURANCE.	0	968.982	968.982
DE*	ISHARES ALLCOUNTRY EQUITY INDEX FUND	0	11.252	11.252
DE*	ISHARES CORE MSCI EAFE ETF	0	9.710.631	9.710.631
DE*	ISHARES CORE MSCI EAFE IMI INDEX ETF	0	298.873	298.873
DE*	ISHARES CORE MSCI EUROPE ETF	0	851.527	851.527
DE*	ISHARES CORE MSCI INTERNATIONAL DEVELOPED MARKETS ETF	0	186.245	186.245
DE*	ISHARES CORE MSCI TOTAL INTERNATIONAL STOCK ETF	0	1.509.870	1.509.870
DE*	ISHARES EDGE MSCI INTL SIZE FACTOR ETF	0	51.792	51.792
DE*	ISHARES EDGE MSCI INTL VALUE FACTOR ETF	0	286	286
DE*	ISHARES EDGE MSCI WORLD MINIMM VOLATIL	0	82.106	82.106
DE*	ISHARES ESG MSCI EAFE ETF	0	1.253	1.253
DE*	ISHARES ESG MSCI EAFE INDEX ETF	0	131.912	131.912
DE*	ISHARES EURO STOXX 50 INDEX ETF	0	793	793
DE*	ISHARES EUROPE ETF	0	3.723	3.723
DE*	ISHARES GLOBAL ENERGY ETF	0	552.576	552.576
DE*	ISHARES GLOBAL MONTHLY DIVIDEND INDEX ETF (CAD-HEDGED)	0	948.210	948.210
DE*	ISHARES INTERNATIONAL FUNDAMENTAL INDEX ETF	0	52.434	52.434
DE*	ISHARES INTERNATIONAL SELECT DIVIDEND ETF	0	42.027	42.027
DE*	ISHARES MSCI ACWI ETF	0	5.106.617	5.106.617
DE*	ISHARES MSCI ACWI ETF	0	515.989	515.989

Pagina 62

Azionisti: 3.204 Tasse: 19  
 Azionisti in delega: 9 Azionisti in delega: 3.195

LISTA ESITO DELLE VOTAZIONE

Oggetto: Bilancio di esercizio al 31 dicembre 2018 di Ewi S.p.A. Deliberazioni relative. Presentazione Bilancio consolidato al 31 dicembre 2018. Relazioni degli Amministratori, del Collegio Sindacale e della Società di revisione.

FAVOREVOLI

Regione Sociale	Proprio	Delega	Totale
DE* ISHARES MSCI ACWI EX US ETF	0	428.472	428.472
DE* ISHARES MSCI EAFE ETF	0	11.435.554	11.435.554
DE* ISHARES MSCI EAFE VALUE ETF	0	2.241.413	2.241.413
DE* ISHARES MSCI EUROPE IMI INDEX ETF	0	55.338	55.338
DE* ISHARES MSCI GLOBAL ENERGY PRODUCERS ETF	0	3.956.158	3.956.158
DE* ISHARES MSCI ITALY ETF	0	53.880	53.880
DE* ISHARES MSCI KOKUSAI ETF	0	2.194.353	2.194.353
DE* ISHARES MSCI WORLD ETF	0	9.702	9.702
DE* ISHARES WHOLESALÉ INTERN EQ INDEX FUND	0	36.595	36.595
DE* ISHARES WHOLESALÉ SCREENED INTERNATIONAL EQUITY INDEX FUND	0	176.231	176.231
DE* JAMUS HENDER GLOBAL NATURAL RESOURCES FD	0	19.852	19.852
DE* JAMUS HENDERSON CAPITAL FUNDS PLC	0	60.457	60.457
DE* JAMUS HENDERSON INSTITUTIONAL EUROPEAN INDEX OPPORTUNITIES FUND	0	39.152	39.152
DE* JAPAN TRUSTEE SERVICES BANK LTD	0	202.932	202.932
DE* JAPAN TRUSTEE SERVICES BANK LTD	0	2.635	2.635
DE* JAPAN TRUSTEE SERVICES BANK LTD	0	5.525	5.525
DE* JAPAN TRUSTEE SERVICES BANK LTD	0	10.370	10.370
DE* JAPAN TRUSTEE SERVICES BANK LTD	0	14.849	14.849
DE* JAPAN TRUSTEE SERVICES BANK LTD	0	23.280	23.280
DE* JAPAN TRUSTEE SERVICES BANK LTD	0	24.858	24.858
DE* JAPAN TRUSTEE SERVICES BANK LTD	0	78.090	78.090
DE* JAPAN TRUSTEE SERVICES BANK LTD, AS TRUSTEE FOR SMTB KOKUSAI QUAN TITRATIVE EQUITY MOTHER FUND	0	124.009	124.009
DE* JAPAN TRUSTEE SERVICES BANK LTD, AS TRUSTEE FOR STB GS GLOBAL (EX JAPAN) QUANT EQUITY MOTHER FUND	0	87.931	87.931
DE* JEFFREY LLC	0	91.997	91.997
DE* JNL/BLACKROCK GLOBAL ALLOCATION FUND	0	6.206	6.206
DE* JNL/BLACKROCK NATURAL RESOURCES FUND	0	17.631	17.631
DE* JNL/FRANKLIN TEMPLETON GLOBAL GROWTH FUN	0	450.750	450.750
DE* JNL/MELLON CAPITAL INTNAL INDEX FUND	0	744.137	744.137
DE* JOHN HANCOCK FUNDS II GLOBAL ABSOLUTE RETURN STRATEGIES FUND	0	315.070	315.070
DE* JOHN HANCOCK FUNDS II INTERNATIONAL STRATEGIC EQUITY ALLOCATION FUND	0	507.932	507.932
DE* JOHN HANCOCK FUNDS II INTERNATIONAL STRATEGIC EQUITY ALLOCATION FUND	0	132.715	132.715
DE* JOHN HANCOCK FUNDS II STRATEGIC EQUITY ALLOCATION FUND	0	326.904	326.904
DE* JOHN HANCOCK HEDGE EQUITY AND INCOME FUND	0	239.425	239.425
DE* JOHN HANCOCK LIFE AND HEALTH INSURANCE COMPANY	0	26.379	26.379
DE* JOHN HANCOCK VAR INS TRUST STRATEGIC EQUITY ALLOCATION TRUST	0	127.926	127.926
DE* JOHN HANCOCK VARIABLE INSURANCE TRUST GLOBAL TRUST	0	573.739	573.739
DE* JOHN HANCOCK VARIABLE INSURANCE TRUST INTERNATIONAL EQUITY INDEX TRUST	0	170.472	170.472
DE* JOHN HANCOCK-VARIABLE INSURANCE TRUST INTERNATIONAL VALUE TRUST	0	90.809	90.809
DE* JP MORGAN-GHASE RETIREMENT PLAN	0	408.878	408.878
DE* JP TR SERV BK LTD, AFF MATR MSCJ KOKUSAI INDEX MOTHER F	0	129.619	129.619
DE* JPM-BHGRE DYNAMIC (EX UK) FUND	0	13.103	13.103
	0	1.397.894	1.397.894

83942 H33 ✓

Page 63

Aziendisti: 3.204 Testi: 19  
 Azionisti in proprio: 9 Azionisti in delega: 3.195



## LISTA ESITO DELLE VOTAZIONE

Oggetto: Bilancio di esercizio al 31 dicembre 2018 di Eni S.p.A. Deliberazioni relative, Presentazione Bilancio consolidato al 31 dicembre 2018. Relazioni degli Amministratori, del Collegio Sindacale e della Società di revisione.

## FAVOREVOLI

Ragione Sociale	Proprio	Delega	Totale
DE* JPM FUND ICVC-JPM MULTI-ASSET INCOME FD	0	18.478	18.478
DE* JPMORGAN BETABUILDERS EUROPE ETF	0	1.189.347	1.189.347
DE* JPMORGAN CHASE BANK - PB - CANADA PARTNERSHIPS	0	32.755	32.755
DE* JPMORGAN CHASE BANK - PB - UNITED STATES INDIVIDUALS	0	5.419	5.419
DE* JPMORGAN CHASE BANK - PB - UNITED STATES PARTNERSHIP	0	6.261	6.261
DE* JPMORGAN CHASE BANK - PB - UNITED STATES FROSTS	0	3.188	3.188
DE* JPMORGAN DIVERSIFIED FUND	0	43.072	43.072
DE* JPMORGAN DIVERSIFIED RETURN EUROPE EQUITY ETF	0	3.833	3.833
DE* JPMORGAN DIVERSIFIED RETURN GLOB EQ ETF	0	21.645	21.645
DE* JPMORGAN DIVERSIFIED RETURN INTERNATIONAL EQUITY ETF	0	236.536	236.536
DE* JPMORGAN EUROPE STRATEGIC DIVIDEND FUND	0	32.780	32.780
DE* JPMORGAN EUROPEAN INVESTMENT TRUST PLC	0	194.412	194.412
DE* JPMORGAN FUND ICVC - JPM EUROPE FUND	0	45.799	45.799
DE* JPMORGAN FONDS	0	5.555.792	5.555.792
DE* JPMORGAN FUNDS (IRELAND) ICNV	0	1.533	1.533
DE* JPMORGAN GLOBAL ALLOCATION FUND	0	244.626	244.626
DE* JPMORGAN INCOME BUILDER FUND	0	236.394	236.394
DE* JPMORGAN INSURANCE TRUST INCOME BUILDER	0	1.305	1.305
DE* JPMORGAN INTERNATIONAL ADVANTAGE FUND	0	2.145.679	2.145.679
DE* JPMORGAN INTERNATIONAL ADVANTAGE FUND	0	218.672	218.672
DE* JPMORGAN INTERNATIONAL VALUE FUND	0	694.849	694.849
DE* JPMORGAN INTREPID EUROPEAN FUND	0	2.137.324	2.137.324
DE* JPMORGAN INVESTMENT FUNDS	0	6.242	6.242
DE* JPMORGAN LIFE LIMITED	0	3.178	3.178
DE* JPMORGAN MULTI BALANCED FUND	0	100.289	100.289
DE* JPMORGAN MULTI INCOME FUND	0	484.935	484.935
DE* JPMORGAN SAR EUROPEAN FUND 50/F	0	77.121	77.121
DE* JPMORGAN ACTIONS OBLIGATIONS	0	229.540	229.540
DE* KAISER FOUNDATION HOSPITALS	0	1.795.352	1.795.352
DE* KAISER PERMANENTE GROUP TRUST	0	2.180	2.180
DE* KATHERINE C. MOORE CHARITABLE LEAD ANNUITY TRUST II	0	47.431	47.431
DE* KL EUROSTOMX50 DB	0	5.900	5.900
DE* KRESCHILFE 2 FONDS	0	8.461	8.461
DE* L.S. DYNAMIQUE ET SOLIDAIRE	0	1.170.000	1.170.000
DE* LA MONDIALE	0	12.942	12.942
DE* LA SAUVGARDE (A) EUROPE	0	5.764	5.764
DE* LA TECOERE A	0	11.075	11.075
DE* LATVIJAS BANKA	0	16.285	16.285
DE* LAUDUS INTERNATIONAL MARKETMASTERS FUND	0	21.660	21.660
DE* LAUSANNE N 6	0	3.318	3.318
DE* LAZARD ASSET MANAGEMENT LLC	0	1.562	1.562
DE* LAZARD GLOBAL DYNAMIC MULTI ASSET PORTFOLIO	0	360	360
DE* LAZARD INTERNATIONAL EQUITY ADVANTAGE PORTFOLIO	0		

LISTA ESITO DELLE VOTAZIONE

Oggetto: Bilancio di esercizio al 31 dicembre 2018 di Eni S.p.A. Deliberazioni relative. Presentazione Bilancio consolidato al 31 dicembre 2018. Relazioni degli Amministratori, del Collegio Sindacale e della Società di revisione.

FAVOREVOLI

Risultato	Ragione Sociale	Proprio	Delega	Totale
DE*	LAZARD MANAGED EQUITY VOLATILITY PORTFOLIO	0	3.314	3.314
DE*	LAZARD RETIREMENT GLOBAL DYNAMIC MULTI ASSET PORTFOLIO	0	13.410	13.410
DE*	LICAM GLOBAL EQUITY FUNDS	0	38.922	38.922
DE*	LICF PHARMA INTERNATIONAL	0	68.260	68.260
DE*	LCL ACTIONS EURO CORE+	0	13.308	13.308
DE*	LCL ACTIONS EURO RESTRUCTURATION	0	23.996	23.996
DE*	LCL ACTIONS EUROPE	0	5.591	5.591
DE*	LCL ACTIONS EUROPE CORE + EURO	0	6.139	6.139
DE*	LCL ACTIONS FRANCE CORE PLUS	0	117	117
DE*	LCL ACTIONS MONDE HORS EUROPE EURO	0	133.208	133.208
DE*	LEGAL AND GENERAL ASSURANCE PENSIONS MANAGEMENT LIMITED	0	10.720.394	10.720.394
DE*	LEGAL AND GENERAL ASSURANCE SOCIETY LIMITED	0	179.114	179.114
DE*	LEGAL AND GENERAL COLLECTIVE INVESTMENT TRUST	0	372.412	372.412
DE*	LEGAL AND GENERAL COLLECTIVE INVESTMENT TRUST..	0	823	823
DE*	LEGAL AND GENERAL COLLECTIVE INVESTMENT TRUST...	0	6.081	6.081
DE*	LEGAL AND GENERAL INVESTMENT MANAGEMENT	0	535	535
DE*	LEGG MASON INC.	0	1.034	1.034
DE*	LEGG MASON QS INVESTORS GLOBAL EQUITY FU	0	11.462	11.462
DE*	LEMBAGA TABUNG AMANAH PERENJA	0	31.518	31.518
DE*	LGT SELECT FUNDS	0	97.591	97.591
DE*	LOF EUROPE ALL CAP LEADERS.	0	1.500	1.500
DE*	LOMBARD OTIER ASSET MANAGEMENT (SWITZERLAND) SA	0	439	439
DE*	LOS ANGELES CAPITAL GLOBAL FUND LLC	0	44.819	44.819
DE*	LUCRAF PTY LTD FOR THE LABOUR UNION CO-OPERATIVE RETIREMENT FUND	0	47.181	47.181
DE*	LV CHALLENGE	0	73.589	73.589
DE*	MAAF SANTE	0	10.873	10.873
DE*	MMAF VIE ACTIF GENERAL	0	407.196	407.196
DE*	MMAF VIE WINNECO PERP	0	1.443	1.443
DE*	MACQUARIE INVESTMENT MANAGEMENT LIMITED	0	1.291.620	1.291.620
DE*	MACQUARIE MULTI FACTOR FUND	0	46.063	46.063
DE*	MAINFIRST SICAV	0	68.000	68.000
DE*	MARK AHL DIVERSIFIED MARKETS EU BEUR- WORLD TRADE CENTER	0	320	320
DE*	MARK FUNDS VII ICAV-MARK AHL DIVERSIFIED.	0	3.324	3.324
DE*	MARK NUMERIC INTERNATIONAL ALPHA (US) LP	0	89.740	89.740
DE*	MANAGED PENSION FUNDS LIMITED	0	392.316	392.316
DE*	MANAGEMENT BOARD PUBLIC SERVICE PENSION	0	7.001	7.001
DE*	MANNING AND NAPIER	0	28.145	28.145
DE*	MANULIFE GLOBAL FUND.	0	127.452	127.452
DE*	MANULIFE INTERNATIONAL EQUITY FUND UP	0	790.206	790.206
DE*	MASTER TRUST FOR SIEMENS PENSION PLANS	0	38.618	38.618
DE*	MASTER TRUST FOR SIEMENS SAVINGS PLANS	0	152.981	152.981
DE*	MAUDSLEY CHARITY	0	25.422	25.422

83942/185

ans

Azionisti in proprio: 3.204 Teste: 19  
 Azionisti in delega: 9 Azionisti in delega: 3.195

## LISTA ESITO DELLE VOTAZIONE

Oggetto: Bilancio di esercizio al 31 dicembre 2018 di Eni S.p.A. Deliberazioni relative. Presentazione Bilancio consolidato al 31 dicembre 2018. Relazioni degli Amministratori, del Collegio Sindacale e della Società di revisione.

## FAVOREVOLI

Badge	Regione sociale	Proprio	Delega	Totale
DE*	MCKINLEY NON US DEVELOPED 130 30 GROWTH ONSHORE FUND LP C O MCKINLEY C.MGMT.LLC	0	19.339	19.339
DE*	MERGER UNHEDEDGED OVERSEAS SHARES TRUST	0	142.609	142.609
DE*	MERRILL LYNCH PROFESSIONAL CLEARING CORE	0	62.430	62.430
DE*	MFS BLENDED RESEARCH INTERNATIONAL EQUITY FUND	0	231.448	231.448
DE*	MFS DEVELOPMENT FUNDS, LLC	0	1.059	1.059
DE*	MFS DIVERSIFIED INCOME FUND	0	683.065	683.065
DE*	MFS EQUITY INCOME FUND	0	132.263	132.263
DE*	MFS GLOBAL ALTERNATIVE STRATEGY FUND	0	3.587	3.587
DE*	MFS GLOBAL TOTAL RETURN FUND	0	2.347.128	2.347.128
DE*	MFS HERITAGE TRUST COMPANY COLLECTIVE INVESTMENT TRUST	0	224.130	224.130
DE*	MFS INSTITUTIONAL INTERNATIONAL EQUITY F	0	6.087.060	6.087.060
DE*	MFS INTERNATIONAL RESEARCH EQUITY LLC	0	22.975	22.975
DE*	MFS RESEARCH INTERNATIONAL FUND	0	4.329.478	4.329.478
DE*	MFS VAR INSURANCE TRUST II-MFS GLOBAL TACTICAL ALLOCATION PTF	0	78.190	78.190
DE*	MFS VARIABLE INSURANCE TRUST - MFS TOTAL RETURN SERIES	0	319.198	319.198
DE*	MFS VARIABLE INSURANCE TRUST II - MFS RESEARCH INT PORTFOLIO	0	210.721	210.721
DE*	MINEWORKERS PENSION SCHEME	0	629.818	629.818
DE*	MINISTRY OF ECONOMY AND FINANCE	0	313.849	313.849
DE*	MISSOURI EDUCATION PENSION TRUST	0	1.083.279	1.083.279
DE*	MIC INVESTMENTS, M/C LIMITED	0	966.582	966.582
DE*	MMA IARD SA (A) EUROPE	0	345.180	345.180
DE*	MONDRIAM ALL COUNTRIES WORLD EX-O.S	0	453.428	453.428
DE*	MONDRIAM INT.EQ.COLLECTIVE.INV.TRUST	0	750.275	750.275
DE*	MONDRIAM INTERNATIONAL EQUITY FUND	0	1.004.106	1.004.106
DE*	MORGAN STANLEY INVESTMENT FUNDS	0	35.433	35.433
DE*	MSCI EUROPE EQUITY ESG SCREENED INDEX F0	0	831.885	831.885
DE*	MTB GOVERNMENT PENSION INVESTMENT FUND 4	0	3.394	3.394
DE*	MUBJ DATDO LIFE FOREIGN EQUITY MOTHER FD	0	7.431.856	7.431.856
DE*	MULTI-MANAGER DIRECTIONAL ALTERNATIVE STRATEGIES FUND	0	3.210	3.210
DE*	MULTI-MANAGER INTERNATIONAL EQUITY STRATEGIES FUND	0	53.235	53.235
DE*	N 1 REDEMPTION USINOR	0	331.862	331.862
DE*	NATEXIS PERFORMANCE 9	0	17.268	17.268
DE*	NATIONAL COUNCIL FOR SOCIAL SEC FUND	0	42.694	42.694
DE*	NATIONAL FARMERS UNION MUTUAL INSURANCE	0	22.615	22.615
DE*	NATIONAL GRID UK PENSION SCHEME	0	289.855	289.855
DE*	NATIONWIDE BAILLARD INTERNATIONAL EQUITY F	0	169.792	169.792
DE*	NATIONWIDE INTERNATIONAL INDEX FUND	0	60.000	60.000
DE*	NATEXIS IONIS	0	244.261	244.261
DE*	NATEXIS ICR ACTIONS EURO	0	7.546	7.546
DE*	NATWEST TR+DEP SERV LTD RTO ST. JAMES'S PL MULTI ASS DN TR	0	59.681	59.681
DE*	NATWEST TR+DEP SERV LTD ATO ST. JAMES'S PL STRAT INC DN TR	0	134.900	134.900
DE*		0	137.913	137.913

Pagina 66

Azionisti: 3.204 Tesi: 19  
 Azionisti in proprio: 9 Azionisti in delega: 3.195

LISTA ESITO DELLE VOTAZIONE

Oggetto: Bilancio di esercizio al 31 dicembre 2018 di Eni S.p.A. Deliberazioni relative. Presentazione Bilancio consolidato al 31 dicembre 2018. Relazioni degli Amministratori, del Collegio Sindacale e della Società di revisione.

FAVOREVOLI

Badge	Ragione Sociale	Proprio	Delega	Totale
DE*	NATWEST TRO+DEP SERV LTD ATO ST. JAMES'S PL GL EQ UN TR	0	202.862	202.862
DE*	NBMC NAPE EQUITY INDEX FUND - CLASS N	0	58.456	58.456
DE*	NEUBERGER BERMAN ALTERNATIVE FUNDS - NB MULTI-STYLE PREMIA SO	0	5.803	5.803
DE*	NEUBERGER BERMAN ALTERNATIVE FUNDS NB MULTI-ASSET INCOME FUND	0	1.246	1.246
DE*	NEUBERGER BERMAN GLOBAL ALLOCATION FUND	0	1.767	1.767
DE*	NEULIZE VIZ OPPORTUNITES	0	18.295	18.295
DE*	NEW ENGLANDTEAMSTERS AND TRUCKING INDUSTRY PENSION PLAN	0	45.000	45.000
DE*	NEW MEXICO STATE INVESTMENT COUNCIL	0	32.760	32.760
DE*	NEW YORK STATE COMMON RETIREMENT FUND	0	361.975	361.975
DE*	NEW YORK STATE COMMON RETIREMENT FUND	0	63.300	63.300
DE*	NEUBURG NOMINEES LIMITED INVESTORS WHOLESALE GLOBAL EQUITY (INDEX) TRUST	0	463.842	463.842
DE*	NFS LIMITED TRAFALGAR COURT ADMIRAL	0	110.164	110.164
DE*	NH-MUNDI PRIVATE SECURITIES INVESTMENT TRUST DI (EQUITY BALANCED-DERIVATIVES)	0	304.411	304.411
DE*	NIRKO AM WORLD FDS-AM INTECH GLOBAL CORE FUND	0	8.061	8.061
DE*	NM5 SHDE SCH ACCOUNT	0	112	112
DE*	NK (L)	0	877.074	877.074
DE*	NORGES BANK	0	615.022	615.022
DE*	NRGE TRADING LTD	0	840.238	840.238
DE*	NUMERIC SOCIALLY AWARE MULTI-STRATEGY FUND LTD	0	25.000	25.000
DE*	NVIT INTERNATIONAL INDEX FUND	0	22	22
DE*	NVIT MULTI-MANAGER INTERNATIONAL VALUE F	0	359.512	359.512
DE*	OB 2	0	322.380	322.380
DE*	OCIEP ACTIONS P	0	83.809	83.809
DE*	OLD MUTUAL GLOBAL EQUITY FUND A SUB FUND OF OLD MUTUAL INVESTMENT FUND S SERIES II	0	107.000	107.000
DE*	OLD MUTUAL GLOBAL INVESTORS	0	197.168	197.168
DE*	OLD NORTH STATE HEDGED EQUITY MGT LLC	0	59.916	59.916
DE*	ONEPATH GLOBAL SHARES - LARGE CAP (ONHEDGED) INDEX POOL	0	110.230	110.230
DE*	ONEPATH LOW VOLATILITY GLOBAL EQ IN POOL	0	251.495	251.495
DE*	ORESCN PUBLIC EMPLOYERS RETIREMENT SYSTEM	0	24.041	24.041
DE*	OSHARES FTSE EUROPE QUALITY DIVIDEND ETF	0	2.778.471	2.778.471
DE*	PALATINE ENTREPRISES FAMILIALES IS	0	16.973	16.973
DE*	PANAGORA RISK PARITY M.A.C.FD	0	10.000	10.000
DE*	PARITNERS HEALTHCARE SYSTEM INC	0	1.255	1.255
DE*	PARVEST	0	184.970	184.970
DE*	PAVLION INTERKAT FOCUSED EQUITY POOL	0	457.498	457.498
DE*	PENSION BENEFIT GUARANTY CORPORATION	0	13.000	13.000
DE*	PEOPLE'S BANK OF CHINA	0	620.546	620.546
DE*	PERPETUAL ECONOMIC DIVERSIF. GLOB EQDI F	0	5.882.850	5.882.850
DE*	PEYREARD	0	37.002	37.002
DE*	PHOENIX LIFE LIMITED	0	8.000	8.000
DE*	PICRET TR	0	416.957	416.957
DE*		0	525.236	525.236

50  
33  
0  
4  
2/11/17

*[Handwritten signature]*

*[Handwritten signature]*

Pagina 67

19  
3.195

Azionisti: 3.204  
Azionisti in proprio: 9  
Azionisti in delega:

*[Large handwritten signature]*

LISTA ESITO DELLE VOTAZIONE

Oggetto: Bilancio di esercizio al 31 dicembre 2018 di Ewi S.p.A. Deliberazioni relative. Presentazione Bilancio consolidato al 31 dicembre 2018. Relazioni degli Amministratori, del Collegio Sindacale e della Società di revisione.

FAVOREVOLI

Ragione Sociale	Proprio	Delega	Totale
DE* PICTET-EUROLAND INDEX	0	131.695	131.695
DE* PICTET-EUROPE INDEX	0	475.652	475.652
DE* PICTON MAHONEY FORTIFIED EQUITY FUND	0	20.000	20.000
DE* FINCO VARIABLE INSDR TR-FINCO GIO MULTI-ASSET MANAGED ALLO PTF	0	32.999	32.999
DE* PINEBRIDGE DYNAMIC ASSET ALLOCATION FUND	0	9.847	9.847
DE* PINEBRIDGE FUND SERIES PINEBRIDGE EUROPE EQUITY FUND	0	184.012	184.012
DE* PIONEER FLEXIBLE OPPORTUNITIES FUND	0	235.650	235.650
DE* FJD	0	7.500	7.500
DE* PLYMOUTH COUNTY RETIREMENT ASSOCIATION	0	6.674	6.674
DE* PM MANAGER FUND SEC-SEGREGATED PORT FOLIO 31 C/O INTERTRUST CORPORATE SERVICES (CAYMAN) LIMITED	0	30.380	30.380
DE* PORTFOLIO LCR ACTIONS	0	4.398	4.398
DE* PREDICA ISR EUROPE - ACTIONS	0	92.508	92.508
DE* PREDICANT A2 ACTIONS EUROPE	0	30.362	30.362
DE* PREDICANT EUROCREISSANCE A2	0	49.270	49.270
DE* PRINCE GEORGES COUNTY SUPPLEMENTAL PENSION PLAN	0	70.874	70.874
DE* PROXY TEAM PARAMETRIC PORTFOLIO ASSOCIATES	0	13.900	13.900
DE* PRUDENTIAL LEGACY INSURANCE COMPANY NJ	0	7.426	7.426
DE* PUBLIC EMPLOYEES RETIREMENT SYSTEM OF OHIO	0	982	982
DE* POTM ACS EUROPEAN EX UK FUND	0	51.092	51.092
DE* POTM BOTSWELL EUROPE FUND	0	1.825.278	1.825.278
DE* POTM EUROPEAN UNIT TRUST	0	87.696	87.696
DE* PUTNAM DYNAMIC ASSET ALLOCATION BALANCED FUND	0	510.487	510.487
DE* PUTNAM DYNAMIC ASSET ALLOCATION CONSERVATIVE FUND	0	27.196	27.196
DE* PUTNAM DYNAMIC ASSET ALLOCATION EQUITY FUND	0	176.444	176.444
DE* PUTNAM DYNAMIC ASSET ALLOCATION GROWTH FUND	0	57.882	57.882
DE* PUTNAM DYNAMIC RISK ALLOCATION FUND	0	8.959	8.959
DE* PUTNAM RETIREMENT ADVANTAGE GAA BALANCE PORTFOLIO	0	262.564	262.564
DE* PUTNAM RETIREMENT ADVANTAGE GAA CONSERVATIVE PORTFOLIO	0	6.191	6.191
DE* PUTNAM RETIREMENT ADVANTAGE GAA EQUITY PORTFOLIO	0	88.335	88.335
DE* PUTNAM RETIREMENT ADVANTAGE GAA GROWTH PORTFOLIO	0	23.854	23.854
DE* PUTNAM RETIREMENT ADVANTAGE GAA INCOME STRATEGIES PORTFOLIO	0	45.158	45.158
DE* PUTNAM TOTAL RETURN FUND, LLC	0	150.974	150.974
DE* PUTNAM TOTAL RETURN TRUST	0	23.604	23.604
DE* PUTNAM VARIABLE TRUST - PUTNAM VT GLOBAL ASSET ALLOCATION F	0	8.936	8.936
DE* QUASTIO CAPITAL FUND	0	17.049	17.049
DE* QUERCUS	0	8.392	8.392
DE* QUILTER INVESTORS	0	241.198	241.198
DE* R MONTDOLY INVESTISSEMENTS POOL AX	0	415.417	415.417
DE* R PHARMA DWSF	0	101.153	101.153
DE* RAIFFEISEN INDEX FUNDS EURO STOXX 50	0	6.639	6.639
DE*	0	70.000	70.000
DE*	0	54.102	54.102

83942/438

LISTA ESITO DELLE VOTAZIONE

Oggetto: Bilancio di esercizio al 31 dicembre 2018 di Eni S.p.A. Deliberazioni relative. Presentazione Bilancio consolidato al 31 dicembre 2018. Relazioni degli Amministratori, del Collegio Sindacale e della Società di revisione.

FAVOREVOLI

Badge	Ragione Sociale	Proprio	Delega	Totale
DE*	RBC ISB - COVEA ACT EUROPE INSTIT III	0	191.753	191.753
DE*	RBC ISB - OMA VIE SA	0	819.520	819.520
DE*	RBC O'SHAUGHNESSY GLOBAL EQUITY FUND	0	11.911	11.911
DE*	RBC O'SHAUGHNESSY INTL EQUITY FUND	0	334.094	334.094
DE*	RBC PRIVATE OVERSEAS EQUITY POOL	0	243.087	243.087
DE*	RBC QUANT SAFE EQUITY LEADERS ETF	0	5.481	5.481
DE*	REASSURE LIMITED	0	705.527	705.527
DE*	RESUME DE RETRAITE DU PERSONNEL DES CPE	0	136.246	136.246
DE*	RETIREMENT INCOME PLAN OF SAUDI ARABIAN OIL COMPANY	0	10.093	10.093
DE*	RETIREMENT PLAN FOR EMPLOYEES OF AETNA INC	0	75.932	75.932
DE*	REYNOLDS AMERICAN DEFINED BENEFIT MASTER	0	243.218	243.218
DE*	ROBERT L MCNEIL COMPLEX TRUST	0	53.960	53.960
DE*	ROCKEFELLER & CO., INC	0	166.452	166.452
DE*	ROPS EURO P	0	677.591	677.591
DE*	ROPS-SMART INDEX EURO	0	41.823	41.823
DE*	ROTHSCHILD AND CO ASSET MANAGEMENT	0	25.500	25.500
DE*	ROXONDE	0	45.000	45.000
DE*	ROUNDTABLE EVERKEY GLOBAL FUND C/O WELLS CAPITAL MANAGEMENT INCORPORATED	0	32.685	32.685
DE*	ROYAL LONDON GROUP PENSION SCHEME	0	61.877	61.877
DE*	RSI ACTIONS EUROPEENES 2	0	220.000	220.000
DE*	RUSSELL INVESTMENT COMPANY II PLC	0	154.443	154.443
DE*	RUSSELL INVESTMENTS GLOBAL OPPORTUNITIES FUND	0	202.128	202.128
DE*	RUSSELL INVESTMENTS INTERNATIONAL SHARES FUND	0	77.403	77.403
DE*	RUSSELL INVESTMENTS LOW CARBON GLOBAL SHARES FUND	0	19.740	19.740
DE*	RUSSELL TRUST CO COMMINGLED EMPLOYEE BENEFIT FUNDS TRUST	0	352.956	352.956
DE*	SAEV MAGNUM TRUST	0	108.168	108.168
DE*	SAEV MASTERFONDS INKA	0	118.341	118.341
DE*	SAPRAM DYNAMIQUE	0	23.710	23.710
DE*	SAPRAM MIXTE SOLIDAIRE	0	4.669	4.669
DE*	SAN DIEGO CITY EMPLOYEES RETIREMENT SYSTEM	0	342.534	342.534
DE*	SANLAM GLOBAL FUNDS PLC	0	77.450	77.450
DE*	SAS TRUSTEE CORPORATION	0	02.978	02.978
DE*	SAS TRUSTEE CORPORATION	0	79.444	79.444
DE*	SAS TRUSTEE CORPORATION	0	91.063	91.063
DE*	SBC MASTER PENSION TRUST	0	113.196	113.196
DE*	SBC MASTER PENSION TRUST	0	307.453	307.453
DE*	SBC MASTER PENSION TRUST 208	0	60.755	60.755
DE*	SCHRODER ADVANCED BETA GLOBAL EQUITY SMA	0	13.394	13.394
DE*	SCHRODER DIVERSIFIED GROWTH FUND	0	256.231	256.231
DE*	SCHRODER DIVERSIFIED GROWTH PORTFOLIO, L	0	10.365	10.365
DE*	SCHRODER DIVERSIFIED GROWTH TRUST	0	13.987	13.987
DE*	SCHRODER EUROPEAN ALPHA PLUS FUND	0	546.902	546.902

830421139

Pagina 69

19  
3.195

Azionisti in proprio: 3.204  
Azionisti in delega: 9

Totale: 3.195

## LISTA ESITO DELLE VOTAZIONI

Oggetto: Bilancio di esercizio al 31 dicembre 2018 di Eni S.p.A. Deliberazioni relative. Presentazione Bilancio consolidato al 31 dicembre 2018. Relazioni degli Amministratori, del Collegio Sindacale e della Società di revisione.

## FAVOREVOLI

Badge	Ragione Sociale	Proprio	Delega	Totale
DE*	SCHRODER EUROPEAN RECOVERY FUND	0	1.267.862	1.267.862
DE*	SCHRODER GAIA	0	19.029	19.029
DE*	SCHRODER GLOBAL ALLOCATOR FUND	0	1.597	1.597
DE*	SCHRODER GLOBAL EQUITY INCOME FUND	0	1.209.576	1.209.576
DE*	SCHRODER GLOBAL MULTI-FACTOR EQUITY FUND	0	227.469	227.469
DE*	SCHRODER GLOBAL RECOVERY FUND	0	334.449	334.449
DE*	SCHRODER IN.P.F.ADV.GL.EQUITY.FU	0	28.375	28.375
DE*	SCHRODER INCOME MAXIMISER	0	1.861.647	1.861.647
DE*	SCHRODER INCOME FUND	0	3.411.155	3.411.155
DE*	SCHRODER INTERNATIONAL SELECTION FUND	0	18.976.117	18.976.117
DE*	SCHRODER MOORGATE I FUND	0	129.588	129.588
DE*	SCHRODER PENSION MANAGEMENT LTD	0	107.165	107.165
DE*	SCHRODER RESPONSIBLE VALUE UK EQUITY FUN	0	104.967	104.967
DE*	SCHRODER SUSTAINABLE MULTI FACTOR EGT FB	0	154.136	154.136
DE*	SCHWAB FUNDAMENTAL INTERNATIONAL LARGE COMPAN	0	1.705.006	1.705.006
DE*	SCHWAB INTERNATIONAL CORE EQUITY FUND	0	568.335	568.335
DE*	SCHWAB INTERNATIONAL EQUITY ETF	0	295.189	295.189
DE*	SCHWAB INTERNATIONAL INDEX FUND	0	2.597.444	2.597.444
DE*	SDA INTL EQUITY INDEX FD-WORLD	0	902.621	902.621
DE*	SDK K3 FONDS	0	67.918	67.918
DE*	SEAYOND ACTIONS ZURDFERNES	0	4.080	4.080
DE*	SEAYOND EQTY FACTOR INV EUR	0	173.876	173.876
DE*	SEAYOND EQUITY FACTOR INVESTING	0	14.069	14.069
DE*	SEAYOND EUROPE MINVRIANCE	0	5.587	5.587
DE*	SEI INST INV TRU SCREENED WOR EQ EX US F	0	566.970	566.970
DE*	SEI INST INVEST TRUST WORLD EQ EX-US FUN	0	15.450	15.450
DE*	SEI INSTITUT INTE TRUST INTERNAT EQTY FU	0	1.385.362	1.385.362
DE*	SEI INSTITUT MANAGED TRUS MULTI AS ACC F	0	51.489	51.489
DE*	SEI INSTITUT INV.TRUST WORLD SEL.EQU.FUN	0	26.389	26.389
DE*	SENTOSA DEVELOPMENT CORPORATION	0	6.388	6.388
DE*	SHELL PENSIONS TRUST LIMITED AS TRUSTEE OF SHELL CONTRIBUTORY PENSION FUND	0	8.768	8.768
DE*	SHELL TRUST (BERMUDA) LIMITED AS TRUSTEE OF THE SHELL INTERNATIONAL PENSION FUND	0	159.578	159.578
DE*	SHELL TRUST (BERMUDA) LTD AS TRUSTEE OF THE SHELL OVERSEAS CONTRIBUTORY PENSION FUND	0	35.621	35.621
DE*	SHELL TRUST (BERMUDA) LTD AS TRUSTEE OF THE SHELL OVERSEAS CONTRIBUTORY PENSION FUND	0	88.202	88.202
DE*	SHINKO GLOBAL EQUITY INDEX MOTHER FUND	0	50.811	50.811
DE*	SINGLE SELECT PLATFORM	0	2.829	2.829
DE*	SIX CIRCLES INTERNAT UNCONSTRAIN EQ FUND	0	339.490	339.490
DE*	SIX CIRCLES INTERNATIONAL	0	44.819	44.819
DE*	SIX CIRCLES MANAGED EQUITY FOF	0	1.278.610	1.278.610
DE*	SIX CIRCLES MANAGED EQUITY PORTFOLIO INTERNATIONAL UNCONSTRAINED FUND	0	2.861.912	2.861.912
DE*		0	64.382	64.382
DE*		0	250.980	250.980

83942/240

LISTA ESITO DELLE VOTAZIONI

Oggetto: Bilancio di esercizio al 31 dicembre 2018 di Eni S.p.A. Deliberazioni relative. Presentazione Bilancio consolidato al 31 dicembre 2018. Relazioni degli Amministratori, del Collegio Sindacale e della Società di revisione.

FAVOREVOLI

Badge	Ragione Sociale	Proprio	Delega	Totale
DE*	SMITH & WILLIAMSON EUROPEAN EQUITY FUND	0	30.000	30.000
DE*	SMITH & WILLIAMSON UK RESIDENTS 474	0	12.040	12.040
DE*	SMITH & P; WILLIAMSON OVERSEAS	0	650	650
DE*	SMITH & WILLIAMSON INVESTMENT FUNDS PLC	0	354.633	354.633
DE*	SONDERVERMOEGEN ALLIANZ VGI 1 FONDS	0	98.159	98.159
DE*	SONDERVERMOEGEN ALLIANZ VNA FONDS	0	814.590	814.590
DE*	SONDERVERMOEGEN BAN	0	12.643	12.643
DE*	SONDERVERMOEGEN DIM-MAGDEBURG-FONDS	0	13.895	13.895
DE*	SONDERVERMOEGEN ALLIANZGI-FONDS DEW-CO	0	31.567	31.567
DE*	SONDERVERMOEGEN ALLIANZGI-FONDS DRGO	0	10.968	10.968
DE*	SONDERVERMOEGEN ALLIANZGI-FONDS DSM-CO	0	19.235	19.235
DE*	SONDERVERMOEGEN ALLIANZGI-FONDS DSW-DREFONDS	0	10.164	10.164
DE*	SONDERVERMOEGEN AM 4	0	50.231	50.231
DE*	SONDERVERMOEGEN INKA LOCK FONDS	0	35.536	35.536
DE*	SONDERVERMOEGEN INKA TERTIUS	0	9.756	9.756
DE*	SONDERVERMOEGEN PXP INKA	0	48.954	48.954
DE*	SONDERVERMOEGEN TOSCA II	0	25.246	25.246
DE*	SONOMA COUNTY EMPLOYEES RETIREMENT ASSOCIATION	0	204.794	204.794
DE*	SOUTHERN COMPANY SYSTEM MASTER RETIREMEN	0	807.160	807.160
DE*	SPDR S+P WORLD EX AUSTRALIA FUND	0	9.156	9.156
DE*	SPP ARTIEFOND EUROPA	0	224.349	224.349
DE*	SPP ARTIEFOND GLOEM	0	145.612	145.612
DE*	SPP GENERATION 40 TAL	0	3.932	3.932
DE*	SPP GENERATION 50 TAL	0	32.435	32.435
DE*	SPP GENERATION 60-TAL	0	111.765	111.765
DE*	SPP GENERATIONSFOND 70 TAL	0	70.145	70.145
DE*	SPP GENERATIONSFOND 80-TAL	0	12.871	12.871
DE*	SSEA INTERNATIONAL STOCK SELECTION FUND	0	230.420	230.420
DE*	STANDARD INVESTMENT RESEARCH HEDGED SOCIETY MASTER FUND LTD	0	616.398	616.398
DE*	STANDARD LIFE WEALTH INTERNATIONAL LTD	0	1.500	1.500
DE*	STATE OF ALASKA RETIREMENT AND BENEFITS PLANS	0	2.020.686	2.020.686
DE*	STATE OF CALIFORNIA MASTER TRUST	0	13.470	13.470
DE*	STATE OF CALIFORNIA SAVINGS PLUS PROGRAM MASTER TRUST	0	270.743	270.743
DE*	STATE OF WYOMING	0	373.369	373.369
DE*	STATE STREET GLOBAL ADVISORS LUXEMBOURG SICAV	0	821.267	821.267
DE*	STATE STREET GLOBAL INDEX PLUS TRUST	0	58.017	58.017
DE*	STICHTING BEDRIJFST FONDS VOOR DE MEDIA PNO	0	209.626	209.626
DE*	STICHTING AHOLD DELHAIZE PENSIOEN	0	162.176	162.176
DE*	STICHTING ALGEMEEN EEMSLIENFONDS	0	101.029	101.029
DE*	STICHTING REDRIJFSPENSIOENFONDS VOOR HET BAKKERSBEDRIJF	0	87.277	87.277
DE*	STICHTING DEPOSITARY APG ONVELOPED MARKE	0	1.086.943	1.086.943
DE*	STICHTING PENSIOENFONDS GROWTHIJ	0	10.611	10.611

830421111

*[Handwritten signature]*

Pagina 71

*[Handwritten signature]*

Azionisti in proprio: 3.204  
Azionisti in delega: 19  
Teste: 3.195





## LISTA ESITO DELLE VOTAZIONE

Oggetto: Bilancio di esercizio al 31 dicembre 2018 di Eni S.p.A. Deliberazioni relative. Presentazione Bilancio consolidato al 31 dicembre 2018. Relazioni degli Amministratori, del Collegio Sindacale e della Società di revisione.

## FAVOREVOLI

Badge	Ragione Sociale	Proprio	Delega	Totale
DE*	STICHTING PENSIOENFONDS VOOR VERLOSKUNDIGEN	0	340.744	340.744
DE*	STICHTING SHELL PENSIOENFONDS	0	346.101	346.101
DE*	STOREBRAND LIVSFORSIKRING	0	97.489	97.489
DE*	SUEWE COFONDS	0	2.641	2.641
DE*	SUN LIFE MFS DIVIDEND INCOME FUND	0	25.000	25.000
DE*	SUN LIFE MFS GLOBAL TOTAL RETURN FUND	0	32.846	32.846
DE*	SUN LIFE MFS LOW VOLATILITY INTERNATIONAL	0	106.302	106.302
DE*	SUN LIFE MFS MONTHLY INCOME FUND	0	1.920	1.920
DE*	SUPER FUNDS MANAG CORP SOUTH AUSTRALIA	0	8.084	8.084
DE*	SURAVENER ACTIONS PROTECT	0	24.816	24.816
DE*	SUST. GLOBAL EQUITY EX CH CONCEPT	0	393.000	393.000
DE*	SUZUKA INRA	0	37.000	37.000
DE*	SWISS LIFE LUXEMBOURG SA	0	66.537	66.537
DE*	SWISS LIFE LUXEMBOURG SA	0	50.029	50.029
DE*	SWISS LIFE LUXEMBOURG SA	0	90.361	90.361
DE*	SWISS NATIONAL BANK	0	201.594	201.594
DE*	SWISSCANTO (LU) EQUITY FUND	0	13.377.063	13.377.063
DE*	SWISSCANTO FONDSLEITUNG AG	0	10.146	10.146
DE*	SYLVAN PARTNERS, LLC	0	1.101.897	1.101.897
DE*	T ROWE CONCENTRATED INTERNAT EQUITY FUND	0	3.406	3.406
DE*	T ROWE PRICE GLOBAL ALLOCATION FUND INC	0	277.577	277.577
DE*	T ROWE PRICE INTERNATIONAL EQUITY INDEX FUND	0	41.801	41.801
DE*	T. ROWE PRICE FUNDS SICAV	0	112.118	112.118
DE*	T. ROWE PRICE FUNDS SICAV	0	1.818	1.818
DE*	T. ROWE PRICE FUNDS SICAV	0	16.872	16.872
DE*	T. ROWE PRICE FUNDS SICAV	0	99.183	99.183
DE*	T. ROWE PRICE INT INC. EUROPEAN STOCK FU	0	219.440	219.440
DE*	T. ROWE PRICE INTERNATIONAL CONCENTRATED	0	1.350.831	1.350.831
DE*	T. ROWE PRICE INTERNATIONAL EQU	0	118.306	118.306
DE*	TCORFIN INDEXED INTERNATIONAL SHARE (UNHEGGED) FUND	0	2.246	2.246
DE*	TEACHER RETIREMENT SYSTEM OF TEXAS	0	28.642	28.642
DE*	TEACHERS' RETIREMENT SYSTEM OF THE STATE OF ILLINOIS	0	100.787	100.787
DE*	TECHNIP DYNAMIQUE	0	1.543.935	1.543.935
DE*	TECHNIP EQUILIBRE	0	29.465	29.465
DE*	TEMPLETON EAFE DEVELOPED MARKETS FUND	0	32.696	32.696
DE*	TEMPLETON EUROPEAN EQUITY MASTER FUND	0	289.718	289.718
DE*	TEMPLETON EX-JAPAN GLOBAL EQUITY FUND LT	0	4.955	4.955
DE*	TEMPLETON FOREIGN FUND	0	14.784	14.784
DE*	TEMPLETON GLOBAL EQUITY MASTER FUND	0	6.975.084	6.975.084
DE*	TEMPLETON GLOBAL EQUITY TRUST	0	12.250	12.250
DE*	TEMPLETON GLOBAL GROWTH FUND LIMITED	0	859.751	859.751
DE*		0	164.223	164.223

83942/1462

LISTA ESITO DELLE VOTAZIONE

Oggetto: Bilancio di esercizio al 31 dicembre 2018 di Eni S.p.A. Deliberazioni relative. Presentazione Bilancio consolidato al 31 dicembre 2018. Relazioni degli Amministratori, del Collegio Sindacale e della Società di revisione.

FAVOREVOLI

Ragione Sociale	Proprio	Delega	Totale
DE* TEMPLETON GLOBAL STOCK TRUST	0	450.036	450.036
DE* TEMPLETON GLOBAL TRUST FUND	0	81.668	81.668
DE* TEMPLETON GROWTH FUND INC	0	10.332.692	10.332.692
DE* TEMPLETON GROWTH FUND, LTD.	0	390.220	390.220
DE* TEMPLETON INST' FUND-INTL EQUITY SERIE	0	3.679.109	3.679.109
DE* TEMPLETON INSTITUTIONAL FUNDS - GLOBAL E	0	224.410	224.410
DE* TEMPLETON INTERNATIONAL EQUITY TRUST	0	413.446	413.446
DE* TEMPLETON INTERNATIONAL STOCK FUND	0	519.001	519.001
DE* TEMPLETON INTERNATIONAL STOCK TRUST	0	292.218	292.218
DE* TEMPLETON MASTER TRUST - SERIES 1	0	352.685	352.685
DE* TEMPLETON NVIT INTERNATIONAL VALUE FUND	0	265.947	265.947
DE* TEMPLETON SELECT GLOBAL EQUITY FUND	0	6.909	6.909
DE* TEMPLETON WORLD FUND	0	3.201.494	3.201.494
DE* TESSLA POCHE ACTIONS	0	39.900	39.900
DE* TEL PENSION FUND	0	28.754	28.754
DE* THE ARROWSTREET COMMON CONTRACTUAL FUND	0	981.164	981.164
DE* THE BARCLAYS BANK UK RETIREMENT FUND	0	39.735	39.735
DE* THE BOMBARDIER TRUST (UK)	0	50.050	50.050
DE* THE HSBC GROUP HONG KONG LOCAL STAFF RETIREMENT BENEFIT SCHEME	0	11.733	11.733
DE* THE KATHERINE MOORE REVOCABLE TRUST	0	1.441	1.441
DE* THE KOMLOON MOTOA BUS COMPANY (1933) LIMITED DAILY RATED EMPLOYEES RETIREMENT FUND SCHEME	0	16.343	16.343
DE* THE MAS TR BK OF JAPAN,LTD.ATF GL BL RR CON FD K4FOR QII ONLY)	0	10.313	10.313
DE* THE MASTER TRUST BANK OF JAPAN LTD	0	597	597
DE* THE MASTER TRUST BANK OF JAPAN LTD	0	972	972
DE* THE MASTER TRUST BANK OF JAPAN LTD	0	1.880	1.880
DE* THE MASTER TRUST BANK OF JAPAN LTD	0	2.186	2.186
DE* THE MASTER TRUST BANK OF JAPAN LTD	0	4.525	4.525
DE* THE MASTER TRUST BANK OF JAPAN LTD	0	4.563	4.563
DE* THE MASTER TRUST BANK OF JAPAN LTD	0	10.539	10.539
DE* THE MASTER TRUST BANK OF JAPAN LTD	0	11.400	11.400
DE* THE MASTER TRUST BANK OF JAPAN LTD	0	14.363	14.363
DE* THE MASTER TRUST BANK OF JAPAN LTD	0	30.000	30.000
DE* THE MASTER TRUST BANK OF JAPAN LTD	0	30.638	30.638
DE* THE MASTER TRUST BANK OF JAPAN LTD	0	35.485	35.485
DE* THE MASTER TRUST BANK OF JAPAN LTD	0	46.105	46.105
DE* THE MASTER TRUST BANK OF JAPAN LTD	0	80.778	80.778
DE* THE MASTER TRUST BANK OF JAPAN LTD	0	156.600	156.600
DE* THE MASTER TRUST BANK OF JAPAN LTD	0	221.279	221.279
DE* THE MASTER TRUST BANK OF JAPAN LTD	0	312.144	312.144
DE* THE MASTER TRUST BANK OF JAPAN LTD	0	561.884	561.884
DE* THE MASTER TRUST BANK OF JAPAN LTD	0	1.098.191	1.098.191
DE* THE MASTER TRUST BANK OF JAPAN LTD	0	4.846.934	4.846.934

83942/1113

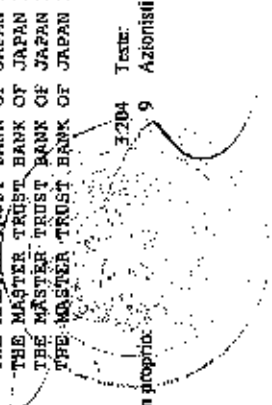
Pagina 73

19  
3.195

Teste:  
Azionisti in delega:

3204  
9

Azionisti:  
Azionisti in proprio:



## LISTA ESITO DELLE VOTAZIONE

Oggetto: Bilancio di esercizio al 31 dicembre 2018 di Eni S.p.A. Deliberazioni relative. Presentazione Bilancio consolidato al 31 dicembre 2018. Relazioni degli Amministratori, del Collegio Sindacale e della Società di revisione.

## FAVOREVOLI

Badge	Ragione Sociale	Proprio	Delega	Totale
DE*	THE MASTER TRUST BANK OF JAPAN, LTD. AS TRUSTEE FOR GOVERNMENT PENSION INVESTMENT FUND 400045028	0	140.041	140.041
DE*	THE MASTER TRUST BANK OF JAPAN, LTD. AS TRUSTEE FOR MUTB400045192	0	568.539	568.539
DE*	THE MASTER TRUST BK OF JP LTD: HITACHI FOREIGN SQ INDEX MF	0	59.067	59.067
DE*	THE MASTER TRUST AND BANKING CO LTD	0	44.310	44.310
DE*	THE NOMURA TRUST AND BANKING CO LTD	0	4.526	4.526
DE*	THE NOMURA TRUST AND BANKING CO. , LTD. AS THE TRUSTEE OF NIKKO GLOBAL WRAP (DEVELOPED EUROPE EQUITY MOTHER FUND)	0	69.176	69.176
	154.130		154.130	
DE*	THE NOVA SCOTIA HEALTH EMPLOYEES PENSION PLAN	0	1.360	1.360
DE*	THE RETIREMENT ANN PL FOR ENPL OF THE ARMYAIR FORCE EX SERV	0	209.200	209.200
DE*	THE STATE OF NEVADA	0	17.773	17.773
DE*	THE THALIDOMIDE CHILDRENS TRUST	0	27.929	27.929
DE*	THE TRUSTEES OF BP PENSION FUND	0	390.200	390.200
DE*	THE TRUSTEES OF CONCOFFILLIPS PENSION PLAN	0	38.751	38.751
DE*	THE TRUSTEES OF THE G6 UK PENSION COMMON INVESTMENT FUND	0	418.480	418.480
DE*	THE TRUSTEES OF THE STANDARD LIFE SCHEME WITH DOUGLAS WILSON	0	615.244	615.244
DE*	THE WALT DISNEY COMPANY RETIREMENT PLAN MASTER TRUST	0	64.309	64.309
DE*	THORNBURG GLOBAL INVESTMENT PLC	0	25.956	25.956
DE*	THORNBURG INVESTMENT INCOME BUILDER FUND	0	15.259.852	15.259.852
DE*	THREE BRIDGES CAPITAL LP	0	360.295	360.295
DE*	THREE BRIDGES CAPITAL LP LMA SPC-MAP 201 SEGREGATED PORTFOLIO	0	97.869	97.869
DE*	THREE BRIDGES EUROPE LONG ONLY MASTER FUND LTD	0	131.212	131.212
DE*	THREE BRIDGES EUROPE MASTER FUND LTD.	0	4.805	4.805
DE*	TRIFIT SAVINGS PLAN	0	8.768.905	8.768.905
DE*	TEAMSAMERICA LIFE INSURANCE COMPANY	0	51.212	51.212
DE*	TRUST & CUSTODY SERVICES BANK LTD AS TRUSTEE FOR PENSION INVESTMENT FUND TRUST NUMBER 21	0	44.328	44.328
DE*	TRUST AND CUSTODY SERVICES BANK LIMITED	0	222.205	222.205
DE*	TRUST AND CUSTODY SERVICES BANK LTD AS TRUSTEE FOR FEDERATION OF NATIONAL, PUBLIC SERVICE PERSONNEL MUTUAL AID ASSOCIATION	0	124.073	124.073
DE*	TRUST E CUSTODY SERVICES BANK LTD	0	339.734	339.734
DE*	TRUST FOR RETIR MED, DENT & LIFE INS ARMYAIR FORCE EXCH	0	92.756	92.756
DE*	TWO SIGMA EQUITY PORTFOLIO, LLC	0	1.250	1.250
DE*	UBI SICAV	0	257.559	257.559
DE*	UBI ACTIONS EURO REINVESTMENT	0	50.688	50.688
DE*	UBS (LUX) EQUITY SICAV	0	191.330	191.330
DE*	UBS (LUX) EQUITY SICAV EURO COUNTRIES INCOME	0	749.790	749.790
DE*	UBS (LUX) SICAV 1	0	1.535	1.535
DE*	UBS (LUX) SICAV 1 SMU EQUITIES ENHANCED (EER)	0	52.616	52.616
DE*	UBS (LUX) STRATEGY SICAV SAP DEFENSIVE (USD)	0	29.124	29.124
DE*	UBS (LUX) STRATEGY SICAV SAP DYNAMIC (USD)	0	29.755	29.755
DE*	UBS (LUX) STRATEGY SICAV SAP MEDIUM (USD)	0	81.869	81.869
DE*	UBS (LUX) STRATEGY XTRA SICAV	0	6.835	6.835

LISTA ESITO DELLE VOTAZIONE

Oggetto: Bilancio di esercizio al 31 dicembre 2018 di Eni S.p.A. Deliberazioni relative. Presentazione Bilancio consolidato al 31 dicembre 2018, Relazioni degli Amministratori, del Collegio Sindacale e della Società di revisione.

FAVOREVOLI

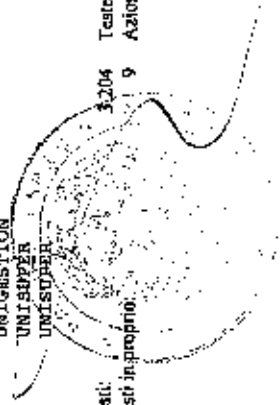
Rede	Ragione Sociale	Proprio	Delega	Totale
DE*	UBS ASSET MANAGEMENT (AUSTRALIA) LTD	0	3.998	3.998
DE*	UBS ASSET MANAGEMENT LIFE LTD	0	1.497.798	1.497.798
DE*	UBS FTSE RAFI DEVELOPED 1000 INDEX FUND	0	52.967	52.967
DE*	UBS FUND MANAGEMENT (SWITZERLAND) AG	0	342	342
DE*	UBS FUND MANAGEMENT (SWITZERLAND) AG	0	415	415
DE*	UBS FUND MANAGEMENT (SWITZERLAND) AG	0	526	526
DE*	UBS FUND MANAGEMENT (SWITZERLAND) AG	0	557	557
DE*	UBS FUND MANAGEMENT (SWITZERLAND) AG	0	1.564	1.564
DE*	UBS FUND MANAGEMENT (SWITZERLAND) AG	0	1.848	1.848
DE*	UBS FUND MANAGEMENT (SWITZERLAND) AG	0	26.617	26.617
DE*	UBS FUND MANAGEMENT (SWITZERLAND) AG	0	73.859	73.859
DE*	UBS FUND MANAGEMENT (SWITZERLAND) AG	0	695.934	695.934
DE*	UBS FUND MANAGEMENT (LUXEMBOURG) SA	0	1.294.901	1.294.901
DE*	UBS FUND MANAGEMENT (LUXEMBOURG) SA	0	657	657
DE*	UBS FUND MANAGEMENT (LUXEMBOURG) SA	0	815	815
DE*	UBS FUND MANAGEMENT (LUXEMBOURG) SA	0	1.560	1.560
DE*	UBS FUND MANAGEMENT (LUXEMBOURG) SA	0	1.794	1.794
DE*	UBS FUND MANAGEMENT (LUXEMBOURG) SA	0	2.451	2.451
DE*	UBS FUND MANAGEMENT (LUXEMBOURG) SA	0	2.539	2.539
DE*	UBS FUND MANAGEMENT (LUXEMBOURG) SA	0	2.567	2.567
DE*	UBS FUND MANAGEMENT (LUXEMBOURG) SA	0	3.513	3.513
DE*	UBS FUND MANAGEMENT (LUXEMBOURG) SA	0	3.899	3.899
DE*	UBS FUND MANAGEMENT (LUXEMBOURG) SA	0	4.193	4.193
DE*	UBS FUND MANAGEMENT (LUXEMBOURG) SA	0	4.625	4.625
DE*	UBS FUND MANAGEMENT (LUXEMBOURG) SA	0	7.060	7.060
DE*	UBS FUND MANAGEMENT (LUXEMBOURG) SA	0	8.207	8.207
DE*	UBS FUND MANAGEMENT (LUXEMBOURG) SA	0	9.025	9.025
DE*	UBS FUND MANAGEMENT (LUXEMBOURG) SA	0	9.299	9.299
DE*	UBS FUND MANAGEMENT (LUXEMBOURG) SA	0	10.795	10.795
DE*	UBS FUND MANAGEMENT (LUXEMBOURG) SA	0	19.716	19.716
DE*	UBS FUND MANAGEMENT (LUXEMBOURG) SA	0	20.000	20.000
DE*	UBS FUND MANAGEMENT (LUXEMBOURG) SA	0	24.712	24.712
DE*	UBS FUND MANAGEMENT (LUXEMBOURG) SA	0	25.206	25.206
DE*	UBS FUND MANAGEMENT (LUXEMBOURG) SA	0	30.636	30.636
DE*	UBS FUND MANAGEMENT (LUXEMBOURG) SA	0	49.739	49.739
DE*	UBS FUND MANAGEMENT (LUXEMBOURG) SA	0	231.375	231.375
DE*	UBS FUND MGT (CH) AG CH0467/UBSCHIEF-EQ GLOB	0	574.986	574.986
DE*	UBS FUND MGT (CH) AG CH0538 UBSCHIEF EGYS II	0	1.025	1.025
DE*	UNIGESTION	0	4.292	4.292
DE*	UNISUPPER	0	26.000	26.000
DE*	UNISUPPER	0	22.135	22.135
DE*	UNISUPPER	0	256.1324	256.1324

33942/1415

Page 75

19  
3.195

Azionisti: 3.204  
Azionisti in proprio: 19  
Azionisti in delega:



## LISTA ESITO DELLE VOTAZIONI

Oggetto: Bilancio di esercizio al 31 dicembre 2018 di Eni S.p.A. Deliberazioni relative. Presentazione Bilancio consolidato al 31 dicembre 2018. Relazioni degli Amministratori, del Collegio Sindacale e della Società di revisione.

## FAVOREVOLI

Badge	Ragione Sociale	Proprio	Delega	Totale
DE*	UNITED STATES STEEL CORPORATION REPRESENTED RETIREES BENEFIT TRUST	0	268.272	2.694
DE*	UNITED TECHNOLOGIES CORPORATION EMPLOYEE SAVINGS PLAN	0	77.725	268.272
DE*	UNIVERSAL-CO	0	80.000	77.725
DE*	UNIVERSE THE CMT GLOBAL NETWORK FUND	0	322.994	80.000
DE*	USAA MSCI INTERNATIONAL VALUE MOMENTUM BLEND INDEX ETF	0	2.205.246	322.994
DE*	USAA MUTUAL FUNDS TRUST - USAA CAPITAL GROWTH FUND	0	122.652	2.205.246
DE*	VALLANT AKTIEN EUROR	0	366.036	122.652
DE*	VANGUARD FIDUCIARY TRUST COMPANY EUROPEAN STOCK INDEX TRUST	0	135.485	366.036
DE*	VANGUARD FIDUCIARY TRUST COMPANY INSTITUTIONAL TOTAL INTERNATIONAL STOCK MARKET INDEX TRUST	0	1.032.094	135.485
DE*	VANGUARD FUNDS PLC	0	1.294.505	1.032.094
DE*	VANGUARD GLOBAL MINIMUM VOLATILITY FUND	0	7.389	1.294.505
DE*	VANGUARD GLOBAL MULTI-FACTOR FUND	0	721	7.389
DE*	VANGUARD GLOBAL QUANTITATIVE EQUITY FUND	0	1.752	721
DE*	VANGUARD INTERNATIONAL SHARE INDEX FUND	0	57.087	1.752
DE*	VANGUARD INTERNATIONAL SHARE INDEX FUND	0	720.785	57.087
DE*	VANGUARD INTERNATIONAL VALUE FUND 1	0	5.571.248	720.785
DE*	VANGUARD INVESTMENT SERIES PLC	0	46.010	5.571.248
DE*	VANGUARD INVESTMENT SERIES PLC	0	77.174	46.010
DE*	VANGUARD INVESTMENT SERIES PLC	0	213.186	77.174
DE*	VANGUARD INVESTMENT SERIES PLC	0	679.012	213.186
DE*	VANGUARD INVESTMENT SERIES PLC	0	990.626	679.012
DE*	VANGUARD TOTAL INTERNATIONAL STOCK INDEX	0	1.261.388	990.626
DE*	VANTAGE TRUST III MASTER COLLECTIVE INVESTMENT FUNDS TRUST	0	38.202.869	1.261.388
DE*	VARIABLE INSURANCE PRODUCTS FUND II: INTERNATIONAL INDEX PORTFOLIO	0	237.536	38.202.869
DE*	VARIABLE PORTFOLIO - DFA INTERNATIONAL VALUE FUND	0	8.918	237.536
DE*	VERDI PAPIR FONDET STOREBRAND GLOBAL ESG	0	43.838	8.918
DE*	VERDI PAPIR FONDET STOREBRAND GLOBAL ESG P	0	541.981	43.838
DE*	VERDI PAPIR FONDET STOREBRAND INDEKS-NORGE	0	38.323	541.981
DE*	VERMONT PENSION INVESTMENT COMMITTEE	0	19.486	38.323
DE*	VIA RAIL CANADA INC MASTER TRUST	0	251.202	19.486
DE*	VICTORIAN SUPERANNUATION FUND	0	43.000	251.202
DE*	VICTORY MARKET NEUTRAL INCOME FUND	0	86.524	43.000
DE*	VICTORYSHARES DEVELOPED ENHANCED VOLATILITY WTD INDEX ETF	0	9.210	86.524
DE*	VICTORYSHARES INTERNATIONAL HIGH DIV VOLATILITY WTD INDEX ETF	0	19.515	9.210
DE*	VICTORYSHARES INTERNATIONAL VOLATILITY WTD INDEX ETF	0	27.766	19.515
DE*	VILLIERS ALLEGRO	0	6.208	27.766
DE*	VILLIERS AUTO	0	402.795	6.208
DE*	VILLIERS DIAPASON	0	68.809	402.795
DE*	VIRGINIA RETIREMENT SYSTEM	0	24.756	68.809
DE*		0	824	24.756
DE*		0	824	824

Pagina 76

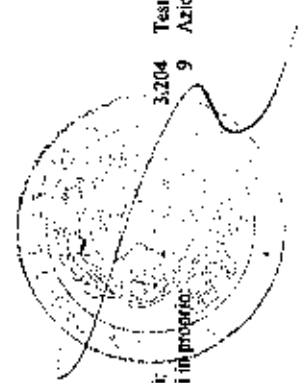
Azionisti: 3.204 Tesle: 19  
 Azionisti in proprio: 9 Azionisti in delega: 3.195

LISTA ESITO DELLE VOTAZIONE

Oggetto: Bilancio di esercizio al 31 dicembre 2018 di Eni S.p.A. Deliberazioni relative. Presentazione Bilancio consolidato al 31 dicembre 2018. Relazioni degli Amministratori, del Collegio Sindacale e della Società di revisione.

FAVOREVOLI

Badge	Regione Sociale	Proprio	Delega	Totale
DE*	VITASOY INTERNATIONAL HOLDINGS LIMITED DEFINED BENEFIT SCHEME	0	2.455	2.455
DE*	VOCATION MARCHE AIRSPACE CONSEIL	0	5.676	5.676
DE*	VONTORL FUND CH SUSTAINABLE BALANCED AL	0	9.300	9.300
DE*	WARAN INVESTMENTS PTY LIMITED	0	20.062	20.062
DE*	WASHINGTON STATE INVESTMENT BOARD	0	127.571	127.571
DE*	WELL TC NAM CONTRACTOR VALUE PORTFOLIO	0	649.207	649.207
DE*	WELLINGTON MANAGEMENT COMPANY LLP	0	1.160	1.160
DE*	WELLS FARGO GLOBAL DIVIDEND OPPORTUNITY FUND	0	50.000	50.000
DE*	WELLS FARGO GLOBAL DIVIDEND OPPORTUNITY FUND	0	15.295	15.295
DE*	WHOLESALE UNIT TRD MSCI GLOJ IND SHAR FU	0	162.349	162.349
DE*	WHOLESALE UNIT TRUST GLOBAL SHARES F 4	0	66.000	66.000
DE*	WIF- EUROPE OPPORTUNITIES	0	77.282	77.282
DE*	WIF- EUROPE DISCOVERY FUND	0	989	989
DE*	WORLD ALPHA TILTS NON-LENDABLE FUND B	0	238.002	238.002
DE*	WSSP INTERNATIONAL EQUITIES TRUST	0	46.824	46.824
DE*	WTC-CTF INTERNATIONAL HORIZONS	0	34.182	34.182
DE*	ZURICH INSURANCE COMPANY LTD	0	72.084	72.084
DE*	ZURICH INSURANCE PLC	0	1.151.720	1.151.720
DE*	ZURICH INVESTMENTS LIFE S.P.A.	0	698.097	698.097
DE*	ZURICH LIFE ASSURANCE PLC	0	14.932	14.932
DE*	ZURICH VIDA COMP DE SEGUROS Y REASEG SA	0	0	0
7207	UZZAU ROBERTO	0	15.309.000	15.309.000
DE*	CASSA NAZIONALE DI PREVIDENZA ED ASSISTENZA FORENSE	0	100	100
7296	BELLINO FOCI MAURO	0	0	0
7333	ADR IN PERSONA DI ROSICA MASSIMO	0	0	0
**D	CITIBANK NEW YORK A.D.A. DEPT	0	58.099.298	58.099.298
Totale voti				
Percentuale votanti %	2.333.946.401			
Percentuale Capitale %	99.709559			
	64.221997			



Azionisti: 3.204  
 Azionisti in proprio: 9  
 Azionisti in delega: 3.195

Pagina 77

839421117

*[Handwritten signature]*

## LISTA ESITO DELLE VOTAZIONE

Oggetto: Bilancio di esercizio al 31 dicembre 2018 di Eni S.p.A. Deliberazioni relative. Presentazione Bilancio consolidato al 31 dicembre 2018. Relazioni degli Amministratori, del Collegio Sindacale e della Società di revisione.

## CONTRARI

Badge	Ragione Sociale	Proprio	Delega	Totale
6148	DI BELLO GIUSEPPE	0	2	2
6677	ROSICA MASSIMO	0	0	0
**D	FCP VILLIERS ACTIONS EUROPE SYST AGI	0	233.230	233.230
**D	VILLIERS ACTIONS EUROPE SYST BET QUONIAM	0	30.676	30.676
**D	FCP VILLIERS ACTIONS EUROPE SYST	0	29.467	29.467
**D	FCP ERAPP ACTIONS EUROSA EDNAM	0	3.818.300	3.818.300
**D	CPR AM	0	535.599	535.599
**D	FONDS COMMON REG RETRAITE UNIVERSIT LAV	0	20.028	20.028
7267	GOVONI ALESSANDRO	0	2	2
7333	ADR IM PERSONA DI ROSICA MASSIMO	0	0	0
**D	CITIBANK NEW YORK A.D.R. DEPT	0	40.308	40.308
7424	ROSANIA ELMAN	2	0	2
7651	TRICARICO ANTONIO	0	0	0
DE*	RE:COMMON	0	0	0
	Totale voti			5
	Percentuale votanti %			83,94211116
	Percentuale Capitale %			21,1116

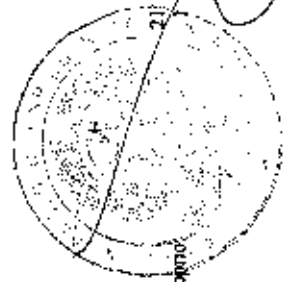
LISTA ESITO DELLE VOTAZIONE

Oggetto: Bilancio di esercizio al 31 dicembre 2018 di Eni S.p.A. Deliberazioni relative. Presentazione Bilancio consolidato al 31 dicembre 2018. Relazioni degli Amministratori, del Collegio Sindacale e della Società di revisione.

ASTENUTI

Badge	Regione Sociale	Proprio	Delega	Totale
6541	MEGGIOLARO MADRO	0	0	0
DE*	FONDAZIONE FINANZA ETICA	0	80	80
6677	ROSICA MASSIMO	0	0	0
**D	REGARD ACTIONS EURO	0	0	0
**D	REGARD ACTIONS DEVELOPEMENT DURABLE	0	400.000	400.000
**D	FCP REGARD SEL.ACT EURO.	0	210.000	210.000
**D	TEACHERS' RETIREMENT SYSTEM OF THE CITY OF NEW YORK	0	210.000	210.000
**D	CITY OF NEW YORK GROUP TRUST	0	109.666	109.666
**D	CITY OF NEW YORK GROUP TRUST	0	14.100	14.100
**D	CITY OF NEW YORK GROUP TRUST	0	11.900	11.900
**D	CITY OF NEW YORK GROUP TRUST	0	14.300	14.300
**D	CITY OF NEW YORK GROUP TRUST	0	4.970	4.970
**D	CITY OF NEW YORK GROUP TRUST	0	5.920	5.920
**D	CITY OF NEW YORK GROUP TRUST	0	14.590	14.590
**D	CITY OF NEW YORK GROUP TRUST	0	9.690	9.690
**D	CITY OF NEW YORK GROUP TRUST	0	17.210	17.210
**D	CITY OF NEW YORK GROUP TRUST	0	15.520	15.520
**D	CITY OF NEW YORK GROUP TRUST	0	17.930	17.930
**D	CITY OF NEW YORK GROUP TRUST	0	359.441	359.441
**D	CITY OF NEW YORK GROUP TRUST	0	291.955	291.955
**D	CITY OF NEW YORK GROUP TRUST	0	277.370	277.370
**D	OHIO NATIONAL FUND, INC. - OM FOREIGN PORTFOLIO	0	73.041	73.041
7333	ADR IN PERSONA DI ROSICA MASSIMO	0	0	0
**B	CITIBANK NEW YORK A.D.R. DEPT	0	33.080	33.080
7497	GROTTI ALBERTO	100	0	100

Total votes 2.090.863  
 Percentuale votanti % 0.089325  
 Percentuale Capitate % 0.057533



Azionisti: 4  
 Azionisti in proprio: 20  
 Azionisti in delega: 20

83942/M9



ESITO VOTAZIONE

Oggetto : **Attribuzione dell'utile di esercizio.**

**Hanno partecipato alla votazione:**

-n° 3.236 azionisti,

portatori di n° 2.340.744.938 azioni ordinarie, tutte ammesse al voto,

pari al 64,409069% del capitale sociale.

ALL. M<sup>6</sup>  
ROBITO 23554

**Hanno votato:**

	Voti	% su Azioni Ordinarie che hanno espresso il voto
Favorevoli	2.339.741.873	99,957148
Contrari	890.926	0,038062
SubTotale	<u>2.340.632.799</u>	99,995209
Astenuti	<u>112.139</u>	0,004791
Totale	<u>2.340.744.938</u>	100,000000

The image shows a large, stylized handwritten signature in black ink. To the right of the signature is a circular stamp, likely an official seal or stamp, which is partially obscured by the signature's lines. The stamp contains some illegible text and a central emblem.

Pagina. 1

LISTA ESITO DELLE VOTAZIONE  
 Oggetto: Attribuzione dell'utile di esercizio.

## FAVOREVOLI

Badge	Ragione Sociale	Proprio	Delega	Totale
6063	RINELLI DOMENICO	8.630	0	8.630
6235	CAVALLARI ANNA CLARA	0	0	0
DE*	CASSA DEPOSITI E PRESTITI S.P.A.	0	936.179.478	936.179.478
6337	PREZIOSO GIUSEPPE	0	0	0
6490	DEL GIUDICE MATTEO	355	0	355
DE*	HC RENTE	1	0	1
DE*	PAWL EQUITY FUND AHEAD WEALTH SOLUTIONS AG	0	22.875	22.875
DE*	SIEMENS ESGAV BALANCED	0	2.850	2.850
DE*	SIEMENS DC BALANCED	0	4.373	4.373
DE*	SIEMENS-FONDS SIEMENS-RENTE	0	7.721	7.721
DE*	SIEMENS-FONDS 8PT HM	0	474.982	474.982
6535	DI STEFANO STEFANO	0	11.940	11.940
DE*	MINISTERO DELL'ECONOMIA E DELLE FINANZE	0	0	0
6576	SANTOMAURO FEDELE	0	157.552.137	157.552.137
DE*	CASSA NAZ. DI PREVIDENZA E ASSISTENZA A FAV. DEI RAGIONIERI E PERITI COMMERCIALI	0	0	0
6580	TREVISAN DARIO	0	971.965	971.965
DE*	ALETTI GES PR CED II	0	800	800
DE*	ANIMA FONDO TRADING ANIMA SGR SPA	0	251.000	251.000
DE*	ANIMA SELEZIONE GLOBALE ANIMA SGR	0	400.000	400.000
DE*	ANIMA SFORZESCO ANIMA SGR SPA	0	399.600	399.600
DE*	ANIMA SGR SPA - ANIMA VALORE GLOBALE	0	897.845	897.845
DE*	ANIMA SGR SPA - ANIMA VISCONTEO PLUS	0	771.100	771.100
DE*	ANIMA SGR SPA ANIMA CRESCITA ITALIA	0	352.000	352.000
DE*	ANIMA SGR SPA ANIMA MAGELLANO	0	687.969	687.969
DE*	ANIMA SGR- ANIMA GEO ITALIA	0	345.640	345.640
DE*	ANIMA SGR- ANIMA ITALIA	0	3.186.000	3.186.000
DE*	ANIMA VISCONTEO ANIMA SGR SPA	0	930.000	930.000
DE*	ARCA FONDI SGR - FONDO ARCA AZIONI ITALIA	0	1.868.200	1.868.200
DE*	BANCOPOSTA AZ INTERNAZIONALE	0	2.000.000	2.000.000
DE*	BANCOPOSTA AZIONARIO EURO	0	653.900	653.900
DE*	BANCOPOSTA MIX 1	0	330.763	330.763
DE*	BANCOPOSTA MIX 2	0	122.800	122.800
DE*	BANCOPOSTA MIX 3	0	273.600	273.600
DE*	BANCOPOSTA ORIZZONTE REDDITO/BANCOPOSTA FONDI SPA	0	332.000	332.000
DE*	BP AZION FLESSIBILE	0	25.714	25.714
DE*	EURIZON CAPITAL SGR - AZIONI AREA EURO	0	6.400	6.400
DE*	EURIZON CAPITAL SGR - AZIONI ITALIA	0	35.551	35.551
DE*	EURIZON CAPITAL SGR - CEDOLA ATTIVA TOP APRILE 2021	0	1.228.934	1.228.934
DE*	EURIZON CAPITAL SGR - CEDOLA ATTIVA TOP APRILE 2022	0	6.685	6.685
DE*	EURIZON CAPITAL SGR - CEDOLA ATTIVA TOP APRILE 2023	0	13.722	13.722
DE*	EURIZON CAPITAL SGR - CEDOLA ATTIVA TOP DICEMBRE 2020	0	11.858	11.858
DE*	EURIZON CAPITAL SGR - CEDOLA ATTIVA TOP DICEMBRE 2021	0	3.486	3.486
DE*	EURIZON CAPITAL SGR - CEDOLA ATTIVA TOP GIUGNO 2020	0	4.639	4.639
DE*	EURIZON CAPITAL SGR - CEDOLA ATTIVA TOP GIUGNO 2021	0	2.702	2.702

Azionisti: 3.224 Teste:  
 Azionisti in proprio: 3.210 Azionisti in delega: 3.214

Pagina 1

83942/154

LISTA ESITO DELLE VOTAZIONE  
Oggetto: Attribuzione dell'utile di esercizio.

## FAVOREVOLI

Badge	Ragione Sociale	Proprio	Delega	Totale
DE*	EURIZON CAPITAL SGR - CEDOLA ATTIVA TOP GIUGNO 2022	0	8.544	8.544
DE*	EURIZON CAPITAL SGR - CEDOLA ATTIVA TOP GIUGNO 2023	0	36.734	36.734
DE*	EURIZON CAPITAL SGR - CEDOLA ATTIVA TOP LUGLIO 2020	0	1.817	1.817
DE*	EURIZON CAPITAL SGR - CEDOLA ATTIVA TOP LUGLIO 2021	0	9.367	9.367
DE*	EURIZON CAPITAL SGR - CEDOLA ATTIVA TOP MAGGIO 2020	0	4.150	4.150
DE*	EURIZON CAPITAL SGR - CEDOLA ATTIVA TOP MAGGIO 2021	0	8.459	8.459
DE*	EURIZON CAPITAL SGR - CEDOLA ATTIVA TOP MAGGIO 2022	0	16.359	16.359
DE*	EURIZON CAPITAL SGR - CEDOLA ATTIVA TOP NOVEMBRE 2020	0	12.661	12.661
DE*	EURIZON CAPITAL SGR - CEDOLA ATTIVA TOP OTTOBRE 2020	0	19.710	19.710
DE*	EURIZON CAPITAL SGR - CEDOLA ATTIVA TOP OTTOBRE 2021	0	4.879	4.879
DE*	EURIZON CAPITAL SGR - CEDOLA ATTIVA TOP OTTOBRE 2022	0	4.151	4.151
DE*	EURIZON CAPITAL SGR - CEDOLA ATTIVA TOP OTTOBRE 2023	0	9.023	9.023
DE*	EURIZON CAPITAL SGR - DEFENSIVE TOP SELECTION DIC 2023	0	65.252	65.252
DE*	EURIZON CAPITAL SGR - DEFENSIVE TOP SELECTION LUGLIO 2023	0	2.803	2.803
DE*	EURIZON CAPITAL SGR - DEFENSIVE TOP SELECTION MARZO 2024	0	11.597	11.597
DE*	EURIZON CAPITAL SGR - DEFENSIVE TOP SELECTION OTTOBRE 2023	0	4.527	4.527
DE*	EURIZON CAPITAL SGR - DISCIPLINA ATTIVA DICEMBRE 2021	0	9.150	9.150
DE*	EURIZON CAPITAL SGR - DISCIPLINA ATTIVA DICEMBRE 2022	0	10.256	10.256
DE*	EURIZON CAPITAL SGR - DISCIPLINA ATTIVA LUGLIO 2022	0	8.595	8.595
DE*	EURIZON CAPITAL SGR - DISCIPLINA ATTIVA MAGGIO 2022	0	16.956	16.956
DE*	EURIZON CAPITAL SGR - DISCIPLINA ATTIVA MARZO 2022	0	21.288	21.288
DE*	EURIZON CAPITAL SGR - DISCIPLINA ATTIVA OTTOBRE 2021	0	10.528	10.528
DE*	EURIZON CAPITAL SGR - DISCIPLINA ATTIVA SETTEMBRE 2022	0	21.825	21.825
DE*	EURIZON CAPITAL SGR - DISCIPLINA GLOBALE MARZO 2024	0	21.834	21.834
DE*	EURIZON CAPITAL SGR - GLOBAL MULTIASSET SELECTION SET 2022	0	5.479	5.479
DE*	EURIZON CAPITAL SGR - HIGH INCOME DICEMBRE 2021	0	15.100	15.100
DE*	EURIZON CAPITAL SGR - INCOME MULTISTRATEGY MARZO 2022	0	55.641	55.641
DE*	EURIZON CAPITAL SGR - MULTIASSET REDDITO APRILE 2020	0	11.635	11.635
DE*	EURIZON CAPITAL SGR - MULTIASSET REDDITO APRILE 2021	0	35.313	35.313
DE*	EURIZON CAPITAL SGR - MULTIASSET REDDITO DICEMBRE 2019	0	14.068	14.068
DE*	EURIZON CAPITAL SGR - MULTIASSET REDDITO DICEMBRE 2021	0	18.021	18.021
DE*	EURIZON CAPITAL SGR - MULTIASSET REDDITO DICEMBRE 2022	0	23.135	23.135
DE*	EURIZON CAPITAL SGR - MULTIASSET REDDITO GIUGNO 2020	0	19.602	19.602
DE*	EURIZON CAPITAL SGR - MULTIASSET REDDITO GIUGNO 2021	0	24.205	24.205
DE*	EURIZON CAPITAL SGR - MULTIASSET REDDITO LUGLIO 2022	0	26.806	26.806
DE*	EURIZON CAPITAL SGR - MULTIASSET REDDITO LUGLIO 2023	0	46.934	46.934
DE*	EURIZON CAPITAL SGR - MULTIASSET REDDITO MAGGIO 2020	0	16.353	16.353
DE*	EURIZON CAPITAL SGR - MULTIASSET REDDITO MAGGIO 2021	0	37.209	37.209
DE*	EURIZON CAPITAL SGR - MULTIASSET REDDITO MAGGIO 2022	0	7.550	7.550
DE*	EURIZON CAPITAL SGR - MULTIASSET REDDITO MAGGIO 2023	0	28.454	28.454
DE*	EURIZON CAPITAL SGR - MULTIASSET REDDITO MARZO 2022	0	25.565	25.565
DE*	EURIZON CAPITAL SGR - MULTIASSET REDDITO MARZO 2023	0	23.921	23.921
DE*	EURIZON CAPITAL SGR - MULTIASSET REDDITO MARZO 2023	0	27.606	27.606

Pagina 2

Azionisti: 3.224 Tesse: 20  
Azionisti in proprio: 10 Azionisti in delega: 3.214

83942/152

LISTA ESITO DELLE VOTAZIONE

Oggetto: Attribuzione dell'utile di esercizio.

FAVOREVOLI

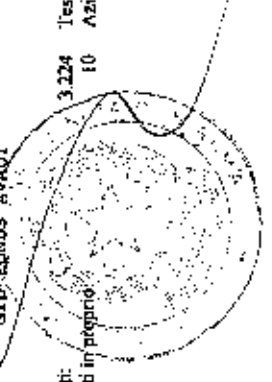
Badge	Regione Sociale	Proprrio	Delega	Totale
DE*	EURIZON CAPITAL SGR - MULTIASSET REDDITO NOVEMBRE 2020	0	23.500	23.500
DE*	EURIZON CAPITAL SGR - MULTIASSET REDDITO OTTOBRE 2019	0	28.102	28.102
DE*	EURIZON CAPITAL SGR - MULTIASSET REDDITO OTTOBRE 2020	0	16.032	16.032
DE*	EURIZON CAPITAL SGR - MULTIASSET REDDITO OTTOBRE 2021	0	26.427	26.427
DE*	EURIZON CAPITAL SGR - MULTIASSET REDDITO OTTOBRE 2022	0	55.021	55.021
DE*	EURIZON CAPITAL SGR - MULTIASSET REDDITO OTTOBRE 2023	0	5.353	5.353
DE*	EURIZON CAPITAL SGR - MULTIASSET STRATEGIA FLESS GIU 2023	0	8.431	8.431
DE*	EURIZON CAPITAL SGR - MULTIASSET STRATEGIA FLESS MAG 2023	0	9.696	9.696
DE*	EURIZON CAPITAL SGR - MULTIASSET STRATEGIA FLESS OTT 2023	0	7.345	7.345
DE*	EURIZON CAPITAL SGR - MULTIASSET VALUTARIO DICEMBRE 2023	0	10.318	10.318
DE*	EURIZON CAPITAL SGR - MULTIASSET VALUTARIO MARZO 2024	0	15.485	15.485
DE*	EURIZON CAPITAL SGR - MULTIASSET VALUTARIO OTTOBRE 2023	0	27.927	27.927
DE*	EURIZON CAPITAL SGR - OPPORTUNITY SELECT LUGLIO 2023	0	6.329	6.329
DE*	EURIZON CAPITAL SGR - PIR ITALIA AZIONI	0	120.380	120.380
DE*	EURIZON CAPITAL SGR - PROGETTO ITALIA 40	0	994.340	994.340
DE*	EURIZON CAPITAL SGR - PROGETTO ITALIA 70	0	1.062.970	1.062.970
DE*	EURIZON CAPITAL SGR - TOP SELECTION CRESCITA DICEMBRE 2023	0	1.785	1.785
DE*	EURIZON CAPITAL SGR - TOP SELECTION CRESCITA MAGGIO 2024	0	3.638	3.638
DE*	EURIZON CAPITAL SGR - TOP SELECTION CRESCITA MARZO 2024	0	2.773	2.773
DE*	EURIZON CAPITAL SGR - TOP SELECTION DICEMBRE 2022	0	178.386	178.386
DE*	EURIZON CAPITAL SGR - TOP SELECTION DICEMBRE 2023	0	7.452	7.452
DE*	EURIZON CAPITAL SGR - TOP SELECTION EQUILIBRIO MAGGIO 2024	0	2.739	2.739
DE*	EURIZON CAPITAL SGR - TOP SELECTION EQUILIBRIO MARZO 2024	0	4.174	4.174
DE*	EURIZON CAPITAL SGR - TOP SELECTION GENNAIO 2023	0	28.348	28.348
DE*	EURIZON CAPITAL SGR - TOP SELECTION LUGLIO 2023	0	21.337	21.337
DE*	EURIZON CAPITAL SGR - TOP SELECTION MAGGIO 2023	0	76.608	76.608
DE*	EURIZON CAPITAL SGR - TOP SELECTION MARZO 2023	0	80.864	80.864
DE*	EURIZON CAPITAL SGR - TOP SELECTION PRUDENTE DICEMBRE 2023	0	701	701
DE*	EURIZON CAPITAL SGR - TOP SELECTION PRUDENTE MAGGIO 2024	0	1.027	1.027
DE*	EURIZON CAPITAL SGR - TOP SELECTION PRUDENTE MARZO 2024	0	1.363	1.363
DE*	EURIZON CAPITAL SGR - TOP SELECTION SETTEMBRE 2023	0	15.464	15.464
DE*	EURIZON CAPITAL SGR - TOP STAR APRILE 2023	0	41.489	41.489
DE*	EURIZON CAPITAL SGR - TRAGUARDO 40 FEBBRAIO 2022	0	51.066	51.066
DE*	FPA GENERALI GLOBAL GENERALI ITALIA SPA	0	18.480	18.480
DE*	GENERALI ATTIV MIX ENTRAG	0	460	460
DE*	GENERALI AMBITION	0	200.000	200.000
DE*	GENERALI ITALIA SPA	0	2.283.875	2.283.875
DE*	GENERALI SMART FUNDS SICAV	0	101.995	101.995
DE*	GENERTEL S.P.A.	0	40.418	40.418
DE*	GENERTELLIFE SPA	0	1.104.835	1.104.835
DE*	GID F GPRET MULTIFLEX II	0	4.762	4.762
DE*	GID FDS GPREF MULTIFLEX	0	2.237	2.237
DE*	GID:EQND97VAQT	0	33.680	33.680

83942/MS

Pagina 3

20  
3.214

Azionisti in proprio 3.224 Teste:  
Azionisti in delega: 10



LISTA ESITO DELLE VOTAZIONE  
 Oggetto: Attribuzione dell'utile di esercizio.

## FAVOREVOLI

Badge	Ragione Sociale	Proprio	Delega	Totale
DE*	GID FONDS AVACT 2	0	19.590	19.590
DE*	GID FONDS AVACT 3	0	4.209	4.209
DE*	GID FONDS CERACT	0	908.345	908.345
DE*	GID FONDS DLACT	0	93.290	93.290
DE*	GID FONDS GLAKOR	0	137.775	137.775
DE*	GID-FONDS GVMET	0	10.098	10.098
DE*	GIE ALLERWEA OBBLIGAZIONARIO	0	555.610	555.610
5677	ROSIKA MASSIMO	0	59.588	59.588
**D	UNION INVESTMENT INSTITUTIONAL GMBH	0	0	0
**D	UNION INVESTMENT PRIVATEFONDS GMBH	0	161.714	161.714
**D	BYERINVEST KAPITALVERWALTUNGSGESSELLSCHAFT	0	14.266	14.266
**D	DEB EUROPA FONDS BAYERNINVEST LUXEMBOURG	0	60.814	60.814
**D	FIDELITY FONDS SICAV	0	41.139	41.139
**D	FIDELITY FOC VALUE UNCONSTRAINED	0	2.281.455	2.281.455
**D	BAYK GZ FONDS	0	206	206
**D	DEKA MASTER HAEK I	0	305.756	305.756
**D	DEKA-RAB	0	189.498	189.498
**D	BAYK A4 FONDS	0	17.953	17.953
**D	MASTERFONDS BANTHOS	0	42.296	42.296
**D	WHOLESALE UNIT TRUST GLOBAL SHARES F 3	0	76.134	76.134
**D	FCP AFER ACTIONS EURO	0	21.752	21.752
**D	FCP AVIVA INVESTORS RESERVE EUROPE	0	3.299.332	3.299.332
**D	FCP AFER ACTIONS MONDE	0	1.089.280	1.089.280
**D	REGARD ACTIONS EURO	0	136.088	136.088
**D	REGARD ACTIONS DEVELOPPEMENT DURABLE	0	400.000	400.000
**D	FCP REGARD SEL-ACT EURO	0	210.000	210.000
**D	CAISSE DES DEPOTS ET CONSIGNATIONS	0	210.000	210.000
**D	CAISSE DES DEPOTS ET CONSIGNATIONS	0	11.404.476	11.404.476
**D	FONDS DE RESERVE POUR LES RESTRITES	0	7.301.331	7.301.331
**D	FCP ERAFF ACTIONS EUROSA EDNAM	0	6.457	6.457
**D	CAPACITY FONDS INSTITUTIONNEL ACTIONS ETRANGERES PIB	0	3.818.300	3.818.300
**D	CAPACITY FONDS INSTITUTIONNEL ACTIONS ETRANGERES	0	22.096	22.096
**D	MOMENTUM INVESTMENT FONDS SICAV-SIF	0	53.072	53.072
**D	BVK PERSONALVORSORGE DES KANTONS ZURICH	0	91.770	91.770
**D	NFS LIMITED TRAFALGAR COURT ADMIRAL	0	345.974	345.974
**D	DEKA EURO ISTOXX EX FIN DIVIDE UCITS ETF	0	31.301	31.301
**D	SERULINARENT DEKA	0	216.079	216.079
**D	DEKA INVEST GMBH RE DEKA-PE DEFENSIV	0	7.200	7.200
**D	DEKA INVEST DIVIDENDENSTRATEGIE	0	7.293	7.293
**D	DEKA INVESTEMH RE MSCI EUROPE LC UCITS	0	785.600	785.600
**D	DEKA INV. GMBH DEKA MSCI EUROPE UCITS ET	0	14.358	14.358
**D	DEKA INV. GMBH RE DEKA ST.EUR.50 DCI ETF	0	120.402	120.402
**D		0	21.347	21.347

93942/156

LISTA ESITO DELLE VOTAZIONE  
 Oggetto: Attribuzione dell'utile di esercizio.

FAVOREVOLI

Badge	Ragione Sociale	Proprio	Delega	Totale
**D	DEKA INVEST. RE DEKA-DIVIDENDDISCOUNT	0	3.200	3.200
**D	DEKA INVEST GMBH RE BALANCE DYNAMISCH	0	14.100	14.100
**D	DEKA INVESTMENT MBH RE PKDMF	0	19.000	19.000
**D	DEKA INVEST DEKA EURO STOKX 50 - UCITS	0	1.158.447	1.158.447
**D	DEKA INVEST RE DEKA-EUROLAND BALANCE	0	733.250	733.250
**D	DEKA INVEST RE/DEKAFUTUR-PRTRAG	0	22.600	22.600
**D	DEKA INVEST RE/DEKAFUTUR-WACHSTUM	0	1.800	1.800
**D	DEKA INVESTMENT GMBH RE DEKAFUTUR-CHANCE	0	14.300	14.300
**D	DEKA INVESTMENT GMBH RE DEKA-BR 100	0	39.000	39.000
**D	DEKA INVEST GMBH RE DEKA-BR 85	0	338.706	338.706
**D	DEKA INVESTMENT GMBH RE DEKA-BR 75	0	86.181	86.181
**D	DEKA INVESTMENT GMBH RE DEKA-BR 55	0	19.405	19.405
**D	DEKA INVESTMENT GMBH RE DEKA-BR 35	0	8.171	8.171
**D	DEKA INVEST - KOMMUNAL EUROLAND BALANCE	0	44.853	44.853
**D	DEKA INVEST RE SIGMA PLUS KONSERVATIV	0	7.140	7.140
**D	DEKA INVEST GMBH RE DEKA-BASIS	0	244.590	244.590
**D	DEKA INVESTMENT GMBH RE DEKA-BAV-FONDS	0	12.415	12.415
**D	DEKA INVESTMENT GMBH RE DEKA-DIVIDEND VA	0	12.000	12.000
**D	DEKA INVESTMENT GMBH RE DEKASPEZIAL	0	61.231	61.231
**D	DEKA INVESTMENT GMBH RE DEKA-DIVIDEND VA	0	25.000	25.000
**D	WESTPAC WHOLESAL UNHEDED INTERNATIONAL SHARE TRUST	0	300.000	300.000
**D	ROBECO GLOBAL DN CONSERVATIVE EQUITIES F	0	250.000	250.000
**D	ET WHOLESALF MULTI MANAG INFL SHARE FUND	0	72.217	72.217
**D	WSPF INTERNATIONAL EQUITIES TRUST	0	16.348	16.348
**D	MANAGED PORTFOLIO SERIES INTERNATIONAL SHARES FONDI	0	28.969	28.969
**D	DEKA INVESTMENT GMBH RE DEKA-EUROFABOND	0	99.670	99.670
**D	DEKA INV GMBH RE A-VSA-FONDS	0	11.280	11.280
**D	DEKA INTERNATIONAL S.A. RE DEKA-AKTIEIN E	0	234.995	234.995
**D	AVIVA LIFE & PENSIONS UK LIMITED	0	36.977	36.977
**D	UNIVERSITIES SUPERANNUATION SCHEME	0	8.675	8.675
**D	INT FUND MANAG SA RE HASPA MULTIINVEST C	0	224.201	224.201
**D	DEKA INTERNATIONAL S.A. RE HASPA MU	0	335.845	335.845
**D	INTERNATIONAL FUND MANAGEMENT S.A. RE STRATEGIECONCEPT VM BC	0	49.080	49.080
**D	DEKA INTL S.A GLOBALE AKTIEIN LOWRESK	0	41.020	41.020
**D	DEKA INVEST MBH VITUS FIRST VALUE FONDS	0	86.300	86.300
**D	DEKA INVEST RE DEKA TRUST BALANCED-FONDS	0	1.051.985	1.051.985
**D	DEKA A-DIM-WETZLAR-FONDS	0	124.000	124.000
**D	DEKA A-DIM-WETZLAR-BALANCED-FONDS	0	65.236	65.236
**D	DEKA INVESTMENT GMBH RE AUM-FONDS	0	8.350	8.350
**D	DEKA INV. GMBH RE FIDELITAS FUNDMASTER B	0	9.150	9.150
**D		0	7.860	7.860
**D		0	20.932	20.932

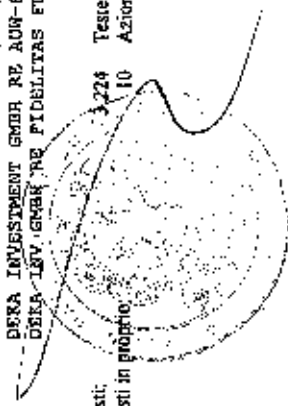
83962/155

*[Handwritten signature]*

Pagina 5

20  
3.214

Aziendisti: 3.224  
 Azionisti in proprio: 10  
 Azionisti in delega: 10  
 Tasse: 10



## LISTA ESITO DELLE VOTAZIONI

Oggetto: Attribuzione dell'utile di esercizio.

## FAVOREVOLI

Badge	Ragione Sociale	Proprio	Delega	Totale
**D	DEKA INVEST GMBH DRUPA-FONDS	0	3.398	3.398
**D	DEKA INVEST RE A-CRISISINUS FOND	0	5.000	5.000
**D	DEKA INVESTMENT GMBH RE AMB-ES-FONDS	0	5.007	5.007
**D	DEKA INVESTMENT GMBH RE DOKAMUN-FONDS DER IHK EU DORTMUND	0	2.802	2.802
**D	DEKA FUNDMASTER INVESTMENTGESELLSCHAFT M	0	6.334	6.334
**D	DEKA A-DOR-FONDS	0	44.687	44.687
**D	DEKA INVEST RE INTER-ESSEN-FONDS	0	8.207	8.207
**D	DEKA INVESTMENT GMBH RE DEKA XSG FONDS	0	11.752	11.752
**D	DEKA INVESTMENT GMBH RE SAPHIR-FONDS	0	7.955	7.955
**D	DEKA FUND INVESTMENT RE/ A-HORCH-FONDS	0	173.100	173.100
**D	DEKA INVEST GMBH RE BODENSEE-FONDS	0	1.700	1.700
**D	DEKA INVESTMENT GMBH RE DEKA-ER 20	0	1.408	1.408
**D	DEKA INVEST MAULERORN-STROMBERG-FONDS	0	13.500	13.500
**D	DEKA INVEST RE KOMUNAL-TUT-BALANCED -FO	0	12.500	12.500
**D	DEKA INVESTMENT GMBH RE VER 03-FONDS	0	5.254	5.254
**D	DEKA INVE GMBH RE DEKA-PRIVATVORSORGE AG	0	85.000	85.000
**D	DEKA INVEST GMBH RE AGR DENA	0	17.575	17.575
**D	DEKA INV. GMBH RE ROLAND MASTERFONDS	0	22.369	22.369
**D	DEKA INVESTMENT GMBH RE A ABRIL 91 FONDS	0	7.180	7.180
**D	DEKA INV. GMBH RE BAUTZEN FONDMASTER	0	65.000	65.000
**D	DEKA INVESTMENT GMBH RE PENSIONSFONDS MA	0	3.162	3.162
**D	DEKA INVESTMENT GMBH RE A-SKGO-FONDS	0	12.500	12.500
**D	DEKA INVESTMENT GMBH RE LANDSBERG-FONDS	0	5.300	5.300
**D	DEKA INVESTMENT GMBH RE A-ASD FONDS	0	24.000	24.000
**D	DEKA INVESTMENT GMBH RE A-AMISIA-FONDS	0	60.000	60.000
**D	DEKA INVESTMENT GMBH RE A-KSK FULLER-FOND	0	22.000	22.000
**D	DEKA INVESTMENT GMBH RE S BROKER 1 FONDS	0	4.530	4.530
**D	DEKA INVESTMENT GMBH RE A WITTRING LCR F	0	3.650	3.650
**D	DEKA INVEST. GMBH RE HUPPERTE GLOBAL	0	919	919
**D	DEKA INVESTMENT GMBH RE DEKA DIV-B	0	2.048	2.048
**D	DEKA INVESTMENT GMBH RE A-GOTHA-FONDS	0	16.400	16.400
**D	DEKA INVEST. A-NORDHAUSER 2-FONDS	0	13.350	13.350
**D	DEKA INVEST. GMBH RE A-HAM-FONDS	0	17.407	17.407
**D	DEKA INVESTMENT GMBH RE BRODO INVEST	0	7.166	7.166
**D	DEKA INV. RE A-STENDALER-SVH II FONDS	0	24.907	24.907
**D	DEKA INVEST. GMBH RE SVH II FONDS	0	40.000	40.000
**D	DEKA INVESTMENT GMBH RE A-JADE-FONDS	0	20.000	20.000
**D	GVV FOLFONDS PAI	0	90.000	90.000
**D	DEKA VALDE PLUS	0	73.825	73.825
**D	RAGS-FUNDMASTER	0	20.769	20.769
**D	INTERNATIONAL FUND MANAGEMENT S.A. RE. II	0	900.000	900.000
**D	INTERNATIONAL FUND MANGEMENT S.A. RE IFA	0	165.000	165.000
**D	INTERNATIONAL FUND MANGEMENT S.A. RE GLO	0	4.300	4.300

Pagina 6

Azionisti: 3.224 1.656 20  
 Azionisti in proprio: 10 Azionisti in delega: 3.214

LISTA ESITO DELLE VOTAZIONE  
 Oggetto: Attribuzione dell'utile di esercizio.

FAVOREVOLI

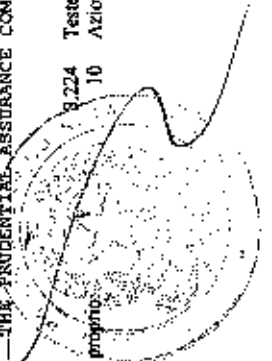
Badge	Ragione Sociale	Proprio	Delega	Totale
**D	DEKA INTERNATIONAL S.A. RE DEKA PRIVATE	0	800	800
**D	DEKA INTERNATIONAL S.A. RE DEKA-NACHHALTIGKEIT BALANCE CF	0	13.432	13.432
**D	DEKA INTERNATIONAL S.A. RE DEKA-EURO PAGARANT	0	461.841	461.841
**D	DEKA INTERNATIONAL S.A. RE DEKALUX-SIORA	0	100.000	100.000
**D	DEKA INTERNATIONAL S.A. RE DEKA-EUROSTOC	0	523.531	523.531
**D	INTERNATIONAL FUND MANAGEMENT S.A	0	10.251	10.251
**D	DEKA INTERNATIONAL S.A. RE DEKA-EUROPAVA	0	45.924	45.924
**D	DEKA INTERNATIONAL S.A. RE DEKALUX-EUROPA	0	220.000	220.000
**D	STICHTING PENSIOENFONDS VOOR RUISARTSEN	0	113.720	113.720
**D	AVIVA INVESTORS INVESTMENT FUNDS ICVC AVIVA INVESTORS INTERNATIONAL INDEX TRACK	0	63.894	63.894
**D	REGIME DE RETRAITE DES COLS BLEUS VILLE	0	72.579	72.579
**D	HEXAVEST EUROPE FUND	0	825.358	825.358
**D	GENUS DIVIDEND EQUITY FUND	0	119.100	119.100
**D	FUTLS FONDS INDUSTRIELLE ALLIANCE	0	9.200	9.200
**D	FONDS COMMON RES RETRAITE UNIVERSIT LAV	0	20.028	20.028
**D	FONDS DE SOLIDARITE DES TRAV. QUEBEC FTQ	0	179.034	179.034
**D	BOMBARDIER TRUST(CANADA) GLOBAL ECUIT FU	0	51.834	51.834
**D	THE BOMBARDIER TRUST (UK)	0	36.812	36.812
**D	CIDEL BANK & TRUST INC AS TRUSTEE	0	8.754	8.754
**D	HEXAVEST UNCONSTRAINED VAL.FD	0	7.673	7.673
**D	BAYERNINVEST KAPITALVERWALTUNGSGESSELLSCHAFT MEN	0	1.545.244	1.545.244
**D	BERNISCHE PENSIONSKASSE	0	338.452	338.452
**D	FCP LBPAM Avenir EURO	0	9.155	9.155
**D	FCP LBPAM ACTIONS VALUE EURO	0	976.371	976.371
**D	FCP LBPAM ACTIONS EURO LARGE CAP	0	191.560	191.560
**D	FCP FEDERIS IRC ACTIONS	0	198.788	198.788
**D	FCP LBPAM DIVERSIFIE FOCUS OBLIG 3 5	0	16.113	16.113
**D	FCP CAP SERENITE	0	480	480
**D	HERMANIS GESTION D'ACTIFS ATTN: OLIV	0	11.946	11.946
**D	FCPE RENNEL DVST INT EXP	0	763	763
**D	KLESIA LF ACTIONS EURO	0	100	100
**D	FCP LBPAM IRC ACTIONS EURO MIN VAR	0	37.575	37.575
**D	FCP TOCQUEVILLE ELYSEE	0	132.981	132.981
**D	KAPITALFORENINGEN INSTITUTIONEL INVESTOR GLOBALE AKTIER	0	24.764	24.764
**D	ROBECO CAPITAL GROWTH FUND	0	796.770	796.770
**D	ROBECO UMBRELLA FUND I N.V.	0	188.131	188.131
**D	TEACHERS' RETIREMENT SYSTEM OF THE CITY OF NEW YORK	0	109.666	109.666
**D	UNIVERSITE DE GENEVE	0	25.824	25.824
**D	LOMBARD ODIER FUNDS (SWITZERLAND) SA LTD	0	307.881	307.881
**D	CAISSE INTER ENTREP DE PREV PROFES CIEFP	0	168.663	168.663
**D	BEST INVESTMENT CORPORATION	0	55.305	55.305
**D	WEST YORKSHIRE PENSION FUND	0	491.378	491.378
**D	THE PRUDENTIAL-ASSURANCE COMPANY LTD	0	5.330.585	5.330.585

83942/2019

Pagina 7

20  
3.214

9.224 Teste:  
10 Azionisti in proprio  
10 Azionisti in delega.



Azionisti:  
Azionisti in proprio



83942/2019

LISTA ESITO DELLE VOTAZIONE  
 Oggetto: Attribuzione dell'utile di esercizio.

FAVOREVOLI

Badge	Ragione Sociale	Proprio	Delega	Totale
**D	FRIDENTIRL PENSIONS LIMITED	0	137.502	137.502
**D	ACTIAM RESPONSIBLE INDEX FUND EQUITY EUR	0	657.054	657.054
**D	FCP CM-CIC EURO ACTIONS	0	180.261	180.261
**D	FCP AVENIR ALIZES	0	920	920
**D	FCP CM FRANCE ACTIONS	0	860.180	860.180
**D	SICAV C I P E C	0	35.500	35.500
**D	FCP UNION FRANCE	0	208.195	208.195
**D	UNION EUROPE VALUE	0	554.498	554.498
**D	FCP UNION EUROPE	0	400.173	400.173
**D	SICAV MONT	0	55.000	55.000
**D	FCP UNION LONG SHORT EUROPE	0	13.951	13.951
**D	FCP SAILLOW RENDEMENT	0	205.809	205.809
**D	FCP CIC TECHNO COM	0	73.000	73.000
**D	FCP BRONGNIART AVENIR	0	50.000	50.000
**D	FCP BRONGNIART RENDEMENT	0	240.000	240.000
**D	FCP TRANSAT PATRIMOINE 2	0	120.000	120.000
**D	FCP CH RIVER LABORATOIRES FRANCE	0	2.066	2.066
**D	FCP CAPSUGEL	0	3.000	3.000
**D	FCP PROVENCE DIVERSIFIE	0	230	230
**D	FCP C ET A	0	1.500	1.500
**D	1262 FCP BEHR FRANCE	0	81	81
**D	BRILL PACKAGING EUROPE	0	1.000	1.000
**D	FCPE AREVA ACTIONS	0	31.896	31.896
**D	APA SOLIDARITE FCP	0	1.235	1.235
**D	ACM ACTIONS PLUS	0	5.255	5.255
**D	ACM ACTIONS	0	3.993	3.993
**D	FCP SCORE ACTIONS	0	1.000	1.000
**D	FCP TVN 2018	0	1.000	1.000
**D	FCP FAMILLE FERRAND	0	949	949
**D	DIVINE PROVIDENCE JWM	0	1.000	1.000
**D	FCP PACSH FINANCE	0	2.000	2.000
**D	FCP BOSKOWIEV	0	700	700
**D	FCP CASIMIRI	0	10.000	10.000
**D	FCP PSH	0	13.000	13.000
**D	FCP BHV	0	11.000	11.000
**D	FCPE FCP OCP	0	5.520	5.520
**D	FLORADA	0	720	720
**D	BARCLAYS FRANCE 30-70	0	5.000	5.000
**D	FCPE AI DIVERSIFIE	0	1.795	1.795
**D	SCORE CALIUS	0	1.500	1.500
**D	FCP SEQUOIA	0	2.000	2.000
**D	F F M 26	0	3.469	3.469
**D	FCP C.A.A.A. 68	0	716	716

**LISTA ESITO DELLE VOTAZIONE**  
**Oggetto: Attribuzione dell'utile di esercizio.**

**FAVOREVOLI**

Badge	Ragione Sociale	Proprio	Delega	Totale
**D	FCP UEM DIVERSIFICATION	0	643	643
**D	FCP SCORE IMPALA	0	1.334	1.334
**D	FCP PRIEDRE MARQUET	0	1.697	1.697
**D	LV INVEST	0	6.400	4.400
**D	RF FAMILY	0	764	764
**D	POINCARÉ II	0	3.500	3.500
**D	FCP SCORE THIRRY	0	606	606
**D	FCP SCORE SAINT JOSEPH	0	575	575
**D	FCP SCORE PILLAUD	0	849	849
**D	FCP SCORE ORMESSON	0	2.320	2.320
**D	FCP SCORE M O	0	643	643
**D	FCP SCORE GALIEN	0	2.831	2.831
**D	FCP SCORE ADMEX	0	1.776	1.776
**D	FCP SCORE AD BESANCON	0	1.992	1.992
**D	FCP PIPE LINE SUD EUROPEEN	0	2.030	2.030
**D	FCP PATRIMOINE PLACEMENT 5	0	1.036	1.036
**D	FCP PATRIMOINE PLACEMENT 3	0	2.174	2.174
**D	FCP PATRIMOINE PLACEMENT 2	0	653	653
**D	MONSANTO ACTIONS	0	2.290	2.290
**D	LEXMARK DYNAMIQUE	0	3.130	3.130
**D	FCP GUTENBERG	0	2.377	2.377
**D	FCP GROUPE FORD FRANCE	0	2.648	2.648
**D	FCP GESTION PLACEMENT 1	0	743	743
**D	1515 FCP GERARD PERRIER	0	1.180	1.180
**D	1443 FCEE GE FACTOFRANCE	0	3.000	3.000
**D	FRÉSCALE DIVERSIFIE	0	6.480	6.480
**D	1584 FCP FERTILISODERO	0	3.209	3.209
**D	FCP EUROP ASSISTANCE DIVERSIFIE	0	1.020	1.020
**D	FCP ESSO DIVERSIFIE	0	40.000	40.000
**D	FCP EPSON FRANCE DIVERSIFIE	0	3.000	3.000
**D	FCP CRYOSTAR FRANCE	0	452	452
**D	FCP BROUARDEL AVENIN	0	8.000	8.000
**D	FCP JPA	0	4.200	4.200
**D	FCP OFFENSIF AIR LIQUIDE EXPANS	0	8.843	8.843
**D	FCPE FONCIL	0	11.110	11.110
**D	FCPE CONVERGENCE ACTIONS EUROPE	0	200	200
**D	FCP CONGREGATION DES SOEURS DE LA CROIX	0	373	373
**D	FAMEN F	0	1.091	1.091
**D	LES BROYERES	0	1.100	1.100
**D	FCPE GROUPE SAMSE	0	8.008	8.008
**D	FCP ASSOC GROUPE SAINT SAUVEDR	0	1.782	1.782
**D	FCP 6347	0	1.527	1.527
**D	FCP PYRENEES GSOBAL	0	4.696	4.696

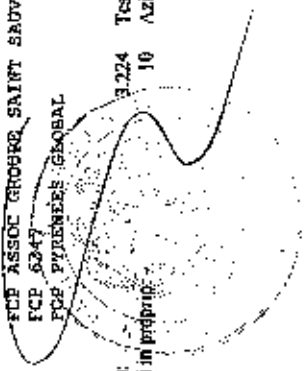
83942/1109

*[Handwritten signature]*

Pagina 9

20  
3.214

Azionisti in proprio: 3.224 Teste:  
 Azionisti in delega: 10



83942/160

LISTA ESITO DELLE VOTAZIONE

Oggetto: Attribuzione dell'utile di esercizio.

FAVOREVOLI

Badge	Regione Sociale	Proprio	Delega	Totale
**D	SICAV METISS	0	7.100	7.100
**D	FCP EFTA	0	3.317	3.317
**D	FCP ARPEGE ACTIONS	0	20.500	20.500
**D	FCP SCORE M A R S	0	83	83
**D	FCPE ACCOR DIVERSIVIE	0	3.593	3.593
**D	FCP SCORE SIGMA	0	3.810	3.810
**D	FCP DAY SOLVAY	0	12.000	12.000
**D	FCP SCORE SAXE	0	1.879	1.879
**D	FCP SCORE 2012	0	1.129	1.129
**D	ADIPA DIVERSIFIE FRANCHE COMTE	0	1.054	1.054
**D	FCP MARIE	0	2.467	2.467
**D	FCP SAINT ARBOGAST	0	1.611	1.611
**D	FCP UNI 1	0	18.790	18.790
**D	FCP JST SERVICES	0	5.000	5.000
**D	1504 FCP THALES AVIONICS	0	3.192	3.192
**D	STRUBLI 80 20 CREDIT MUTUEL FCPE	0	5.000	5.000
**D	STRUBLI 50 50 CREDIT MUTUEL FCPE	0	5.000	5.000
**D	VALORACTIIONS	0	18.000	18.000
**D	FCPE CDFACE	0	5.000	5.000
**D	FCP SCORE 620	0	692	692
**D	FCP JCD FIVE	0	10.000	10.000
**D	FCP TROUVU	0	217	217
**D	FCPE LAGARDERE PUBLICITE AUDIO	0	412	412
**D	FCP CAGNI	0	12.140	12.140
**D	FCP GAILLON 130 30	0	9.645	9.645
**D	FCP ES GESTION EQUILIBRE	0	131.626	131.626
**D	FCP ES DYNAMIQUE	0	59.550	59.550
**D	BAYERN INVEST LIBI-FONDS B. KAPITALVERWALTUNGSGESELLSCHAFT	0	33.206	33.206
**D	BAYERNINVEST VECCO-FONDS B. KAPITALVERWALTUNGSGESELLSCHAFT	0	22.142	22.142
**D	FCP NAM OPTIMA 25 125	0	41.300	41.300
**D	FCP NAM EUROPA SELECT	0	41.600	41.600
**D	DEKA VERMOGENSMANAGEMENT GMBH RE KEFFLER	0	25.000	25.000
**D	DEKA VERMOG GMBH RE PRIV BANK STRUKTUR	0	20.000	20.000
**D	DEKA VERMOGENSMANAGEMENT GMBH RE LINGOHR	0	84.334	84.334
**D	DEKA VERMOGENSMANAGEMENT GMBH RE LINGOHR	0	205.929	205.929
**D	VIDACALIXA SAU	0	2.307.180	2.307.180
**D	CAIXABANK ASSET MANAGEMENT SGIIC SA	0	334.684	334.684
**D	MANNING AND NAPIER FUND INC BLEND ED ASSET MODERATE SERIES	0	1.459	1.459
**D	MANNING AND NAPIER FUND FMC PRO BLEND EXTENDED TERM SERIES	0	11.130	11.130
**D	MANNING AND NAPIER FUND INC.INTERNATIONAL SERIES	0	198.484	198.484
**D	MANNING AND NAPIER FUND INC PRO BLEND MAXIMUM TERM SERIES	0	8.820	8.820
**D	MANNING AND NAPIER FUND INC. -BLEND ED ASSET EXTENDED SERIES	0	3.245	3.245
**D	D. E. SHAW VALDE ALL COUNTRY ALPHA EXTENSION	0	608.212	608.212

LISTA ESITO DELLE VOTAZIONE

Oggetto: Atribuzione dell'utile di esercizio.

FAVOREVOLI

Badge	Ragione Sociale	Proprio	Delega	Totale
**D	MANNING AND NAPLER FUND IMC PRO BLEND MODERATE TERM SERIES	0	6.575	6.575
**D	ALAS INV SERVICESMONDRIAN INV	0	84.263	84.263
**D	OLD WESTBURY LARGE CAP STRATEGIES FUND AFTN JUBSON K LA LONDE	0	902.667	902.667
**D	LIUNA STAFF AND AFFILIATES PENSION FUND	0	57.231	57.231
**D	LIUNA NATIONAL INDUSTRIAL PENSION FUND	0	54.789	54.789
**D	BBVAICO DEPOSITARIOINVEST FUNDS	0	360.550	360.550
**D	UND INVESTMENT PARTNERSHIP COMPANY	0	1	1
**D	M AND I FBO BANK OF THE WEST	0	9.125	9.125
**D	BNYMCIL CGF WDEQ LA	0	29.508	29.508
**D	BS ZURICH VIDA	0	69.109	69.109
**D	FRANKLIN TEMP SIMOAM GLB GRP FD	0	16.289	16.289
**D	STATE OF WISCONSIN INVESTMENT BOARD	0	3.753.127	3.753.127
**D	DESERET MUTUAL EMPLOYEE PENSION PLAN TRUST	0	50.172	50.172
**D	ACTORIDADE MONETARIA DE MACAU	0	145.670	145.670
**D	THE GOVERNMENT EMPLOYERS PENSION FUND GSEPF	0	94.527	94.527
**D	SUBSIDIZED SCHOOLS F FUND NORTHERN	0	25.940	25.940
**D	WILLIS TOWERS WATSON GROUP TRUST	0	26.304	26.304
**D	THE HARTFORD RETIREMENT PLAN TRUST FOR US EMPLOYEES	0	51.102	51.102
**D	POWERSHARES S AND P INT DEVELOPED LOW DEVELOPED LOW	0	6.533	6.533
**D	LEGG MASCO INTERNATIONAL LOW VOLATILITY HIGH DIVIDEND EFF	0	56.381	56.381
**D	OLD WESTBURY ALL CAP ESG FUND	0	11.367	11.367
**D	INTERNATIONAL EQUITY FUND	0	154.982	154.982
**D	KAPITALFORENINGEN EMD INVEST GLOSALE AKTIER II	0	9.973	9.973
**D	KAPITALFORENINGEN EMD INVEST GLOSALE AKTIER III	0	31.905	31.905
**D	AMERICAN ELECTRIC POWER MASTER RETIREMENT TRUST	0	46.500	46.500
**D	AMERICAN ELECTRIC POWER SYSTEM RETIREES MEDICAL TRUST FOR CERTAIN UNION EMPLOYEES	0	12.329	12.329
**D	QS INTERNATIONAL EQUITY FUND	0	79.528	79.528
**D	QS GLOBAL MARKET NEUTRAL FUND	0	14.590	14.590
**D	55041 RUP GLOBALE AKTIER IV	0	300.634	300.634
**D	QS STRATEGIC REAL RETURN FUND	0	4.457	4.457
**D	MAN INTERNATIONAL ICVC MAN DYNAMIC ALLOCATION FUND	0	5.776	5.776
**D	NON US EQUITY MGRS FORT 4 LSV	0	5.550	5.550
**D	MERA PENSION TRUST - DEFINED BENEFIT PLAN	0	132.100	132.100
**D	DT INTERNATIONAL STOCK INDEX FUND	0	14.400	14.400
**D	GREAT WEST CORE STRATEGIES INTERNATIONAL EQUITY FUND	0	127.230	127.230
**D	AST QMA INTL CORE EQUITY FORT FOMF	0	11.466	11.466
**D	AST FRK K2 GAR FORT GLS EQ FDCB	0	80.120	80.120
**D	GEORGIA TECH FOUNDATION INC	0	7.865	7.865
**D	THE BANK OF NEW YORK MELLON (INTERNATIONAL) LIMITED AS TRUSTEE FOR LIONTRUST EUROPEAN ENHANCED INCOME FUND	0	68.434	68.434
**D	56.107	0	0	56.107
**D	THE BANK OF NEW YORK MELLON (INTERNATIONAL) LIMITED AS TRUSTEE FOR LIONTRUST EUROPEAN INCOME FUND	0	152.038	152.038
**D	LEGAL AND GENERAL UCITS ETF PLC	0	82.166	82.166


83942/1161

Pagina 11

20  
3.214

Azionisti in proprio: 3.224  
Azionisti in delega: 10

Teste:



83942 (162)

LISTA ESITO DELLE VOTAZIONE  
 Oggetto: Attribuzione dell'utile di esercizio.

FAVOREVOLI

Badge	Ragione Sociale	Proprio	Delega	Totale
**D	CADENCE GLOBAL EQUITY FUND LP	0	3.555	3.555
**D	OMN SEED HOLDINGS LLC	0	2.517	1.517
**D	VANGUARD FTSE ALL-WORLD EX US INDEX FUND	0	4.412.634	4.412.634
**D	VANGUARD EUROPEAN STOCK INDEX FUND	0	4.888.520	4.888.520
**D	INVECO STRATEGIC DEVELOPED EX-US ETF	0	53.312	53.312
**D	WESPATH FONDS TRUST	0	15.129	15.129
**D	CF MITOW UK MULTI CAP INCOME FUND	0	560.553	560.553
**D	ALAMOSA LLC	0	3.729	3.729
**D	VY FRANKLIN INCOME PORTFOLIO	0	14.406	14.406
**D	VY TEMPLETON FOREIGN EQUITY	0	225.380	225.380
**D	STICHTING SECORWEGPENSIOENFONDS	0	47.665	47.665
**D	STICHTING SHORWEGPENSIOENFONDS	0	15.142	15.142
**D	INVECO S AND P EUROPE 350 EQUAL WEIGHT INDEX ETF	0	4.423	4.423
**D	WESTERN METAL INDUSTRY PENSION TRUST	0	89.057	89.057
**D	NEW US EQUITY MANAGERS PORTFOLIO 3 OFF SHORE MASTER L.P.	0	65.365	65.365
**D	THE CONSOLIDATED EDISON PENSION PLAN MASTER TRUST	0	171.531	171.531
**D	DEP OF SSGA MONDS EQUITY H1	0	10.174	10.174
**D	DEP OF SSGA MONDS EQUITY R2	0	17.646	17.646
**D	DEP OF SSGA MONDS EQUITY B1	0	11.378	11.378
**D	DEP OF SSGA MONDS EQUITY B2	0	9.953	9.953
**D	USBK TR OKR GLBL TAC ALL FUND	0	2.761	2.761
**D	CENTRAL PENSION FUND OF THE INTERNATIONAL UNION OF OPERATINGENGINEERS AND PARTICIPATING EMPLOYERS	0	88.954	88.954
**D	MINISTERS AND MISSIONS BENEFIT BRD OF AMERICAN BPTST CHURCHES	0	24.552	24.552
**D	VOYA GLOBAL HIGH DIVIDEND LOW VOLATILITY FUND	0	4.170	4.170
**D	GNPF COL EAFE GINRA Q	0	4.900	4.900
**D	GRANT SCHOOLS PROVIDENT FUND	0	991	991
**D	SUBSIDIZED SCHOOLS PROVIDENT FUND	0	23.964	23.964
**D	IQ 500 INTERNATIONAL ETF	0	25.989	25.989
**D	PB SSGA INTL EQ TAX	0	20.031	20.031
**D	CERYURITE INTERNATIONAL LLC	0	41.890	41.890
**D	MARANIC II LLC	0	3.527	3.527
**D	MIRF FISHER FNM LRG	0	180.909	180.909
**D	MIRF MFS FOREIGN LARGE	0	143.498	143.498
**D	MIRF ARROWSTREET FOREIGNL	0	218.171	218.171
**D	USMIA GLOBAL EQUITY	0	8.251	8.251
**D	RAILWAYS PENSION TRUSTEE COMPANY LIMITED	0	266.766	266.766
**D	URAF QUANT GBL VAL EQTY	0	1.433	1.433
**D	MULTI ADVISOR FUNDS INTERNATIONAL EQUITY VALUE FUND	0	64.460	64.460
**D	INTE EQUITY FUND HORDRIAN	0	1.359.072	1.359.072
**D	DRMA LTD	0	66.728	66.728
**D	TENNESSEE VALLEY AUTHORITY	0	25.548	25.548
**D	CADENCE GLOBAL EQUITY FUND LP	0	765	765
**D	CENTRAL PENSION FUND OF THE INT. UNION OF OPERATINGENGINEERS AND PARTICIPATING EMPLOYERS	0	128.494	128.494

LISTA ESITO DELLE VOTAZIONE

Oggetto: Attribuzione dell'utile di esercizio.

FAVOREVOLI


Badge	Regione Sociale	Proprio	Delega	Totale
**D	WE FAINT STRYE STREET GLOBAL SBRV	0	130.584	130.584
**D	CEMEX UK PENSION FUND PENSIONS DEPARTMENT	0	25.679	25.679
**D	IOWA PUBLIC EMPLOYEES RETIREMENT SYSTEM	0	91.421	91.421
**D	ALICNY BLACKROCK GBL EQUITY	0	1.908	1.908
**D	C5W CITW FD PARAMETRIC	0	7.231	7.231
**D	GLOBAL ATLANTIC BLACKROCK DISCIPLINED INTERNATIONAL CORE PORTFOLIO	0	28.843	28.843
**D	GLOBAL ATLANTIC GOLDMAN SACHSGLOBALEQUITY INSIGHTS PORTFOLIO	0	6.077	6.077
**D	FIRE AND POLICE PENSION ASSOCIATION OF COLORADO	0	44.662	44.662
**D	GETF GABELLI GLOBAL GOLD	0	450.000	450.000
**D	GETF GABELLI NR G I	0	61.500	61.500
**D	RMSF CIT ACWI	0	592.779	592.779
**D	RMSF CIT ACWIEKUS	0	818.950	818.950
**D	RMSF CIT EAFE	0	1.282.225	1.282.225
**D	ARCWSTREET COLLECTIVE INVESTMENT TRUST	0	14.250	14.250
**D	BRIDGEWATER TAILORED ALL WEATHER FUND L P	0	149.667	149.667
**D	GFVF GLOBEFINTFINLLCAPTR	0	101.700	101.700
**D	MILM MULTI MGR ALT FD ANALYTIC INV	0	16.428	16.428
**D	RCB AVOIRS OPCVM	0	988.458	988.458
**D	RCB AVOIRS FIA	0	130.150	130.150
**D	TEXAS UTILITIES QUAL MDT PARTNERSHIP	0	3.770	3.770
**D	FIDELITY SALEM STREET TRUST FIDELITY SAI INTERNATIONAL INDEX FUND	0	1.304.681	1.304.681
**D	GS GLOBAL EQUITY FUND	0	82.036	82.036
**D	CORPORATION FUND MANAGERS PTY LIMITED	0	11.160	11.160
**D	THE ALAIM LAGER FAMILY TRUST	0	20.410	20.410
**D	VANGUARD GLOBAL DIVIDEND FUND	0	1.689	1.689
**D	VIDENT INTERNATIONAL EQUITY FUND	0	176.684	176.684
**D	U S BANK NATIONAL ASSOCIATION	0	4.081.972	4.081.972
**D	USBK REGIONAL TRANSPORTATION BSPP	0	3.662	3.662
**D	B4305 FRB S LOND RES TR FBO B LUND	0	1.865	1.865
**D	B4306 FRB M LOND REV TR	0	1.674	1.674
**D	ELIZARETH S. RIDDRAN 1997 TR MANNING	0	1.149	1.149
**D	ALMEIDA FAMILY LEGACY TR MANNING	0	628	628
**D	JAMES J BARKE 1997 TRUST MANNING	0	2.565	2.565
**D	R C DELL FROST MANNING AND NAPIER ADV	0	708	708
**D	J G FENCIK TR-MANNING AND NAPIER SUB	0	1.916	1.916
**D	STANLEY H MEADOWS 90 TR-MANNING NAP	0	4.793	4.793
**D	DEBORAH A. SCHMIDT REV TR-MANNING	0	782	782
**D	FRANCELLI FIV, INC. (SPECIAL)-MANNING	0	1.475	1.475
**D	THE MALUATH FAMILY TRUST-MANNING-SUB	0	706	706
**D	BURRATTY HOLDINGS, LLC-MANNING-INTL	0	638	638
**D	OLIVE MC CARTHY 2009 TRUST-MANNING	0	862	862
**D	CATHERINE SEARX TR MANNING AND NAPIER	0	728	728
**D	TRACELIN CLAYMORE, LLC MANNING	0	725	725

83942/1163

Pagina 13

20  
3.214

Azionisti: 3.224 Teste:  
Azionisti in proprio: 10 Azionisti in delega:



83942/1164

LISTA ESITO DELLE VOTAZIONE  
 Oggetto: Attribuzione dell'utile di esercizio.

FAVOREVOLI

Badge	Ragione Sociale	Proprio	Delega	Totale
**D	JEFFREY S ARONIN REV TRUST SUB	0	3.166	3.166
**D	CJB CRUT 5 1 01 MANNING	0	3.152	3.152
**D	CJB CRUT II 11 27 06 MANNING	0	1.660	1.660
**D	CJB FAMILY TR 06-15-00-MANNING	0	1.742	1.742
**D	BARBARA S BLOHM REV TR MANNING INTL	0	705	705
**D	DEUS FINANCIAL LLC MANNING AND NAPIER	0	4.229	4.229
**D	L S BOOMANN MANNING AND NAPIER	0	984	984
**D	L BUONANNO TR TEMPLE SMITH SR M AND N	0	1.919	1.919
**D	WILLIAM FOOTE 95 TR MANNING AND NAPIER	0	849	849
**D	THOMAS C GAPULIS REV TR MANNING	0	880	880
**D	GOLDER 2007 FAM TR MANNING AND NAPIER	0	1.328	1.328
**D	GROSECKI WEXGER LLC MANNING AND NAPIER	0	874	874
**D	PATRICK R HANS MANNING AND NAPIER	0	513	513
**D	J HANSEN REV TR 4 29 81 MANNING	0	1.997	1.997
**D	J MCCARTNEY 12-30-97 MANNING-NAPIER	0	1.292	1.292
**D	G MCLACHLAN DECL TR-MANNING-NAPIER	0	1.051	1.051
**D	JOHN M MC DONOUGH IRAR MRY AND NAPIER	0	710	710
**D	MORRIS 1992 GIFT TR FOR ELLEN M AND H	0	2.105	2.105
**D	QUIGG VENTURES LLC MANNING AND NAPIER	0	824	824
**D	POND 2007 FAMILY TRUST MANNING AND NAPIER	0	755	755
**D	A BERGDOLL REV TR MANNING AND NAPIER	0	747	747
**D	U S BANK NATIONAL ASSOCIATION	0	33.119	33.119
**D	1135 AFG DME STCK SEL	0	4.105.961	4.105.961
**D	1145 AFG DME NUMERIC	0	1.139.040	1.139.040
**D	1171 AFG DME CCL	0	951.900	951.900
**D	1253 AFG DME CORP FU	0	6.233.500	6.233.500
**D	1256 AFG DME ENERGY	0	3.281.000	3.281.000
**D	2048 AFG DME LACH GL	0	720.924	720.924
**D	2049 AFG DME ARROWST	0	2.968.970	2.968.970
**D	SSGA GLOBAL TENC STRAT POOL	0	5.534	5.534
**D	THE MANUFACTURERS LIFE INSURANCE COMPANY	0	149.873	149.873
**D	WF FIRST CHERRING LLC	0	15.785	15.785
**D	PANAGORA RISK PARITY MULTI ASSET MASTER FUND LTD	0	40.533	40.533
**D	JULES M LASER MANNING AND NAPIER	0	683	683
**D	PAUL ARPKOR BORDER PAGE LEIGH BONIOR JT TEN	0	711	711
**D	UNIVERSITY OF WISCONSIN	0	70.029	70.029
**D	THE BANK OF NEW YORK MELLON EMPLOYEE COLLECTIVE INVESTMENT FOND PLAN	0	2.060.339	2.060.339
**D	BRYN EB DYNAMIC Gwth MCM	0	139.500	139.500
**D	CF DV INTERNATIONAL STOCK INDEX FUND	0	110.722	110.722
**D	CF DV DYNAMIC GROWTH FUND	0	29.100	29.100
**D	PRINCIPAL FUNDS INC DIVERSIFIED REAL ASSET FOND	0	188.992	188.992
**D	PHILADELPHIA GAS WORKS PENSION PLAN	0	3.601	3.601
**D	FIRST STATE INVESTMENTS ICVC FIRST STATE DIVERSIFIED GROWTH FUND	0	2.505	2.505


LISTA ESITO DELLE VOTAZIONE  
 Oggetto: Attribuzione dell'utile di esercizio.

FAVOREVOLI

Badge	Regioni Sociali*	Proprrio	Delega	Totale
**D	VAREURPAPIRIFONDEN SPARINVEST INDEX GLOBALE AKTIER ETIK EL ID SPARINVEST	0	8.200	8.200
**D	SM FRANCISCO CITY AND COUNTY EMPLOYEES RETIREMENT SYSTEM	0	280.053	280.053
**D	STITCHING DEPOSITARY ARG DEVELOPED MARKETS EQUITY POOL	0	551.242	551.242
**D	THE COMMONWEALTH FUND	0	1.536	1.536
**D	THE UNIVERSITY COURT OF THE UNIVERSITY OF GLASGOW	0	15.322	15.322
**D	BRIDGE BUILDER INTERNATIONAL EQUITY FUND	0	95.619	95.619
**D	BCT POOLED INVESTMENT FUND SERIES DYNAMIC EUROPEAN EQUITY FUND	0	319.945	319.945
**D	BCT POOLED INVESTMENT FUND SERIES SMARTEUROPEAN EQUITY FUND	0	27.962	27.962
**D	IVY PROSHARES MSCI ACWI INDEX FUND	0	5.640	5.640
**D	U S BANK NATIONAL ASSOCIATION	0	38.272	38.272
**D	BARP FOUNDATION	0	7.820	7.820
**D	AARP INSURANCE PLAN	0	9.936	9.936
**D	VANECK VECTORS UCITS ETFS PLC	0	505	505
**D	SAN DIEGO COUNTY EMPLOYEES RETIREMENTASSOCIATION	0	46.599	46.599
**D	JOHN D. SPARS REVOCABLE TRUST	0	61.500	61.500
**D	CAROL SPEARS TRKF306002 JOHN SPEARS	0	1.975	1.975
**D	JOHN D SPEARS GRAT I DTD 2 20 2009 FROMANA SPEARS	0	5.225	5.225
**D	JOHN SPEARS GRAT I DTD	0	11.225	11.225
**D	FOREST FOUNDATION	0	443	443
**D	SECUTOLA FOUNDATION	0	89	89
**D	STEWARDSHIP FOUNDATION	0	1.916	1.916
**D	WEN TRUST NUMBER ONE	0	293	293
**D	1975 TRREV TRUST OF C D WEYERHAEUSER	0	3.351	3.351
**D	CDW 73 IRR PARA GL	0	1.088	1.088
**D	R K MELLER INTERNATIONAL FUND	0	76.357	76.357
**D	TEMPLETON GLOBAL BALANCED FUND	0	396.243	396.243
**D	VY TEMPLETON GLOBAL GROWTH PORTFOLIO	0	118.583	118.583
**D	AZL NYU INTERNATIONAL VALUE FUND	0	9.030	9.030
**D	PNC GBL OMNIBUS CUSTODY	0	210	210
**D	POWERSHARES S AND P INTERNATIONAL DEVELOPED HIGH DIVIDEND LOW VOLATILITY PORTFOLIO	0	6.391	6.391
**D	BMO FRO ST LOUIS CARPENTERS TEMPLETON	0	159.877	159.877
**D	MON US EQUITY MANAGERS PORTFOLIO I SERIES	0	38.471	38.471
**D	MKB SI CUMULUS VALDE	0	31.560	31.560
**D	MKB SI VALUE AKTIER	0	379.131	379.131
**D	MKB SII EUROPE VALUE	0	66.158	66.158
**D	MKB SII GLOBAL AKTIER MEN RISKO	0	21.259	21.259
**D	MKB SI VALUE EUROPA	0	249.275	249.275
**D	SLACKROCK COMMODITY STRATEGIES FUND OF BLACKROCK FUNDS	0	41.278	41.278
**D	AIF MAP SI II VALUE AKTIER	0	31.275	31.275
**D	EMPLOYEES RETIREMENT SYSTEM OF TEXAS	0	302.189	302.189
**D	GUGGENHEIM WORLD EQUITY INCOME FD	0	41.800	41.800
**D	GAETI SERIES D-WORLD EQUITY INC SER	0	67.700	67.700
**D	EMPLOYEES RETIREMENT SYSTEM OF TEXAS	0	451.455	451.455

83942/1165

*[Handwritten signature]*





93942/1466

LISTA ESITO DELLE VOTAZIONI

Oggetto: Attribuzione dell'utile di esercizio.

FAVOREVOLI

Badge	Ragione Sociale	Proprio	Delega	Totale
**D	DEUTSCHE XTRXS MSCI ALL WORLD HDG	0	12.310	12.310
**D	EMPLOYEES RETIREMENT SYSTEM OF TEXAS	0	209.290	209.290
**D	EMPLOYEES RETIREMENT SYSTEM OF TEXAS	0	134.000	134.000
**D	BOX MCM DM FEQ	0	96.889	96.889
**D	BOX KIC GAQI6	0	125.840	125.840
**D	MM FFINV NN PREMIUM DIVIDEND FUND	0	82.113	82.113
**D	ING PARAFONDOS I N.V.	0	525.070	525.070
**D	ACHIT HAI RHUMBLINE EAFE THE ARCHDIOCESE OF HARTFORD INVESTMENT TRUST	0	1.695	1.695
**D	MBCD RPMT HEP RHUMBLINE EAFE	0	1.304	1.304
**D	ALASKA PERMANENT FUND CORPORATION	0	739.122	739.122
**D	POWERSHARES S AND P GLOBAL EX CANADA HIGH DIVIDEND LOW VOLATILITY INDEX ETF	0	7.546	7.546
**D	PUBLIC EMPLOYEES RETIREMENT SYSTEM OF MISSISSIPPI	0	378.099	378.099
**D	IQ GLOBAL RESOURCES ETF	0	39.074	39.074
**D	PS FTSE LO BT EQ WT PORT	0	7.378	7.378
**D	NATWEST DEP SEP EUROPE EQ SSGA	0	57.416	57.416
**D	THE SULTANATE OF OMAN MINISTRY OF DEFENCE PENSION FUND	0	65.100	65.100
**D	GAMMA EMIRATES INVESTMENTS LLC	0	5.417	5.417
**D	GREATLINK SUPREME INTECH	0	341	341
**D	GREATLINK SUPREME ACADIAN	0	30.165	30.165
**D	CEP DEP IP EUROPEAN EQUITY	0	4.343.984	4.343.984
**B	CEP DEP IP GLOBAL FX UK ENHAN IND	0	5.764	5.764
**D	CEP DEP IP EUROPEAN EQUITY INCOME	0	898.669	898.669
**D	CEP DEP IP EUROPEAN HIGH INCOME	0	25.065	25.065
**D	CEP DEP IP GLOBAL TARGETED RE FUND	0	751.024	751.024
**D	WILMINGTON MULTIMANAGER INTERNATIONAL FUND	0	67.305	67.305
**D	WILM MULTI MGR FD JO HAMBRO	0	176.800	176.800
**D	56053 IP GLOBAL EQUITIES I	0	156.126	156.126
**D	MONUS EQUITY MGRSPORT I ACADIANAN	0	1.502	1.502
**D	AST PRO GRWTH ALL P/F OMA EAFE ROFF	0	106.376	106.376
**D	PS FISERAFI ED OCYS ETF BNYMTCIL	0	3.902	3.902
**D	POWERSHARES GLOBAL FUNDS IRELAND PLC	0	11.597	11.597
**D	VANECK VECTORS NATURAL RESOURCE ETF	0	17.408	17.408
**D	PS SP INTL DEVEL QUALITY PORTFOLIO	0	16.279	16.279
**D	PS FTSE RACT DEVEL MAR EX US PORT	0	425.618	425.618
**D	PUBLIC EMPLOYEES RETIREMENT ASSOCIATION OF NEW MEXICO	0	384.546	384.546
**D	BNYMTCIL GLG EUROPEAN EQ ALTER TRAD	0	75.430	75.430
**D	FT DOM JONES GLOBAL SEL DIV IND FD	0	258.392	258.392
**D	PRUDENTIAL INVESTMENT PORTFOLIOS INC PRUDENTIAL BALANCED FUND	0	5.839	5.839
**D	PRO OMA WULD FD INC PRU INT EQTY	0	87.038	87.038
**B	PSF CONSERVATIVE BAL PORTE OMA	0	4.231	4.231
**D	PSF FLEXIBLE MANAGED PORTE OMA	0	6.450	6.450
**D	AST JPM GL THEM PORT 2 INT EME POND	0	144.524	144.524
**D	ADVANCED SERIES TRUST AST NEW DISCOVERY ASSET	0	59.518	59.518

Pagina 16

Azionisti: 3.224 Tesi: 20  
 Azionisti in proprio: 10 Azionisti in delega: 3.214

LISTA ESITO DELLE VOTAZIONE

Oggetto: Attribuzione dell'utile di esercizio.

FAVOREVOLI

Badge	Ragione Sociale	Proprio	Delega	Totale
**D	AST BARRX GLOBAL STRAT PT TE FDDG	0	14.932	12.932
**D	GREAT WEST INTERNATIONAL INDEX FUND	0	180.783	180.783
**D	STICHTING BEDRIJFSPENSIOENFONDUS VOOR DEZOEETWARENINDUSTRIE	0	31.509	31.509
**D	BNYMTCIL PS ST HIDLVI DCLTS ETF	0	16.999	16.999
**D	ALLSTATE LIFE INSURANCE COMPANY	0	13.587	13.587
**D	IMLF NUMERIC EUROPE CORE	0	63.580	63.580
**D	PEI INTL EQUITY INDEX FUND	0	193.202	193.202
**D	ALLIANCE TRUST PLC	0	650.000	650.000
**D	BNYMTCIL LABARD GBL MANAGED VOL FD	0	31.301	31.301
**D	BWYTD CF PURISIMA EAFE TOTAL PTN FD	0	3.506	3.506
**D	PEI OVERSEAS FD PMC	0	102.835	102.835
**D	BWYTD CF CANLIFE GLOBAL EQ INC FUND	0	42.437	42.437
**D	CTJ RE STANLIB GLOBAL EQUITY FD AB	0	14.139	14.139
**D	CTJ RE STANLIB GLOBAL EQ ARR USD	0	117.235	117.235
**D	INTERNATIONALE KAPITALANLAGEGESELLSCHAFT MBH	0	16.440	16.440
**D	KAPITALANLAGEGESELLSCHAFT MBH ON BEHALF OF PEI NR	0	49.909	49.909
**D	INTERNATIONALE KAPITALANLAGEGESELLSCHAFT MBH	0	7.485	7.485
**D	ALLSTATE INSURANCE CO BLACKROCK	0	9.893	9.893
**D	IQ 50 PERCENT HEDGED FTSE INTL ETF	0	49.789	49.789
**D	IQ 50 PERCENT HEDGED FTSE EURO ETF	0	2.446	2.446
**D	GSK TEMPLETON	0	327.322	327.322
**D	GS ACTIVE BETA INTL EQUITY ETF	0	192.929	192.929
**D	GS ACTIVEBETA EUROPE ETF	0	6.647	6.647
**D	DB FISHER INVEST	0	26.657	26.657
**D	AXA MFS FINANCIAL DAC	0	800.000	800.000
**D	BLACKROCK GLOBAL FUNDS	0	152.399	152.399
**D	DEUTSCHE XTRK MSCI EMU HDG EQ ETF	0	16.292	16.292
**D	VOYA INTERNATIONAL INDEX PORTFOLIO	0	280.639	280.639
**D	VOYA EURO STOXX 50 INDEX PORTFOLIO	0	336.345	336.345
**D	VOYA BALANCED SORT INTL VALUE	0	7.714	7.714
**D	THE AMERICAN UNIVERSITY IN CAIRO	0	3.415	3.415
**D	ERYF ATIVO CAPITAL	0	11.810	11.810
**D	CC COL EAFE Q UN 2	0	5.400	5.400
**D	CC COL EAFE Q UN 1	0	4.200	4.200
**D	NMPF COL EAFE MPP Q	0	10.900	10.900
**D	DREX Q SSGA TAX	0	1.157	1.157
**D	DREX Q SSGA INTL TC	0	4.795	4.795
**D	PSGF STATE STREET INTL EQ	0	170.844	170.844
**D	SEATTLE CITY EMPLOYES RETIREMENT SYSTEM	0	27.188	27.188
**D	SEMPRA ENERGY PENSION MASTER TRUST	0	69.141	69.141
**D	AFPI LABOR-SUBJECT INTL SO	0	715.535	715.535
**D	INVESTINGSGRONDINGEN LAEGERES INVEST,	0	4.022	4.022
**D	AIF ZINAC API AXI EUROPA II	0	210.923	210.923

83942/167

*[Handwritten signature]*


*[Handwritten signature]*

Pagina 17

20  
1.714

Azionisti: 3.224  
Azionisti in delega: 10

Totale: 3.234



003042/1968

LISTA ESITO DELLE VOTAZIONE  
 Oggetto: Attribuzione dell'utile di esercizio.

FAVOREVOLI

Badge	Ragione Sociale	Proprio	Delega	Totale
**D	ALL AQUILA LIFE EUROPEAN EQUITY	0	2.148.870	2.148.870
**D	AST JPM SO CAPITAL PRESERV PD4G	0	105.574	105.574
**D	ALL ASCENT LIFE EUROPEAN	0	20.948	20.948
**D	ST PF UNILEVER POS SCREENING PANEUR	0	356.800	356.800
**D	BR GLOBAL OPP FORT EQUITY SLEEVE	0	50.805	50.805
**D	ALL AQUILA LIFE MSCI WORLD FUND	0	472.787	472.787
**D	ALL AQUILA LIFE FTSE EMV DEVELOPED	0	579.521	579.521
**D	APL RB EQ DEV MIRA	0	26.080	26.080
**D	PFI MULTI MER EQTY LNG SHRT FD TBC	0	97.395	97.395
**D	PFI SYSTEMATEX INTERNATIONAL FD 9GI	0	2.858	2.858
**D	BNWTD PFI TEMPLETON GROWTH FUND	0	356.758	356.758
**D	BLACKROCK ALL CAP ENERGY RESOURCES	0	79.400	79.400
**D	DEUTSCHE XTRAK MSCI EURO CCYHNG	0	236.065	236.065
**D	ARC RB EQ DEV KAITOS	0	8.494	8.494
**D	MVP HEALTH PLAN INC	0	4.200	4.200
**D	POWERSHARES PUREBETA FTSE DEVELOPED EX NORTHAMERICA PORTFOLIO	0	387	387
**D	MI FONDS K10 SPK	0	126.067	126.067
**D	MI FONDS K11 SPK	0	48.434	48.434
**D	MI FONDS K12 SPK	0	59.490	59.490
**D	BOA PENSION PLAN MONDRIAN	0	810.431	810.431
**D	SBSA GEPF BLACKROCK EQUITY	0	233.515	233.515
**D	AARP FISHER INV INTL	0	29.519	29.519
**D	ATSE GOLDMAN INTL	0	42.531	42.531
**D	ROWF GT ALPHA EXT US	0	542.610	542.610
**D	ROWF GT ACWI EX US	0	2.409.059	2.409.059
**D	ROWF GT ALPHATEXUS	0	91.592	91.592
**D	ROWF GZ ALPHATEXUS	0	42.372	42.372
**D	ROWF GT ALPHATEXUSC	0	35.574	35.574
**D	FARMERS GROUP INC 401 K SAVINGS PLAN	0	263.746	263.746
**D	DEUTSCHE XTRAK MSCI EMV CCYHNG	0	894.901	894.901
**D	DVHF DIV RSK HI DIV US EQ	0	332	332
**D	DVHF DIV RSK HI DIV GL EQ	0	648	648
**D	DVHF PAM GLOB STR SECTR	0	126	126
**D	PGTF DR NON US EQUITY GT	0	23.925	23.925
**D	ASV RB EQ DEV MENKAR	0	29.452	29.452
**D	DBX FTSE DEV EX US COMP FACTOR	0	6.643	6.643
**D	AB FOODS HEXAVEST	0	48.879	48.879
**D	FEDERATED INTERNATIONAL LEADERS FD	0	1.379.258	1.379.258
**D	CLSP TEMPLETON	0	109.736	109.736
**D	RTC EMULATION	0	19.327	19.327
**D	SAIF SCE PANAGORA QOHL	0	60.448	60.448
**D	SCEF MONDRIAN	0	183.609	183.609
**D	BOA PENSION SSGA	0	151.467	151.467

LISTA ESITO DELLE VOTAZIONE

Oggetto: Attribuzione dell'utile di esercizio.

FAVOREVOLI

Badge	Ragione Sociale	Proprio	Delega	Totale
**D	SPARTAN INTL INDEX	0	4.856.155	4.856.155
**D	BELLSOUTH CORP RFR VERA TRUST	0	47.526	47.526
**D	MILLIPENCIL OS LP	0	4.621	4.621
**D	ECBSEG	0	109.395	109.395
**D	DREYFUS INDEX FUNDS INC DREYFUS INTERNATIONAL STOCK INDEX FUND	0	112.497	112.497
**D	ENYF INTL EQUITY INCOME FUND	0	342.300	342.300
**D	LEIF FISHER ASSET MGMT	0	63.213	63.213
**D	TS AND W COLLECTIVE INVESTMENT TRUST TS AND W INTERNATIONAL LARGE CAP EQUITY TRUST	0	603.400	603.400
**D	MNVF SSGA INTL EQUITY	0	12.510	12.510
**D	NHTF FISHER INVESTMENTS	0	147.195	147.195
**D	SHELL PENSION TRUST	0	72.597	72.597
**D	SHELL PENSION TRUST	0	45.846	45.846
**D	UPMC HEALTH SYSTEM TRUST	0	93.715	93.715
**D	UPMC BASIC RETIREMENT PLAN MASTER TRUST	0	54.897	54.897
**D	WF VALECO ENERGY CORP PENS PLANNER	0	161.558	161.558
**D	WF KNIGHTS OF COMMERUS EAST TR SSGA	0	26.648	26.648
**D	WF AND CO CASH FLM MONDN INV PT	0	418.929	418.929
**D	SLI GLOBAL ABSOLUTE RET STRATEGIES	0	1.501.349	1.501.349
**D	ATTIVO CAPITAL	0	19.010	19.010
**D	FIDELITY PURITAN TRUST FIDELITY LOW PRICED STOCK X6 FUND	0	483.912	483.912
**D	THE EUROPERN CENTRAL PARK	0	111.448	111.448
**D	MAN FUNDS PLC	0	7.550	7.550
**D	GS KOKUSAI EQTY MASTER FD BNYMTCIL	0	78.059	78.059
**D	VIRTUS VARIABLE INSURANCE TRUST VIRTUS VARIABLE INSURANCE TRUST	0	257.423	257.423
**D	WELLINGTON DIVERSIFIED INTL	0	1.094.452	1.094.452
**D	BLACKROCK ACWI USINI	0	820.062	820.062
**D	MOMERIAN EMERGING MARKETS EQUITY TREASURER OF THE STATE OF NORTH CAROLINA EQUITY INVESTMENT FUND POOLED TRUST	0	3.335.544	3.335.544
**D	MGOF GLOBEFLEX INTL AC	0	29.189	29.189
**D	HP INC MASTER TRUST	0	10.101	10.101
**D	HP INC MASTER TRUST	0	231.586	231.586
**D	UFUF NCM MSCI WORLD FD	0	30.974	30.974
**D	DIOCESE OF VENICE PENSION PLAN AND TRUST	0	6.602	6.602
**D	MCIC VERMONT A RECIPROCAL RISK RETENTION GROUP	0	59.790	59.790
**D	PITTSBURGH THEOLOGICAL SEMINARY OF THE PRESBYTERIAN CHURCH	0	12.075	12.075
**D	PUBLIC EMPLOYEE RETIREMENT SYSTEM OF IDAHO	0	132.971	132.971
**D	PUBLIC EMPLOYEE RETIREMENT SYSTEM OF IDAHO	0	408.149	408.149
**D	PUBLIC EMPLOYEE RETIREMENT SYSTEM OF IDAHO	0	807.481	807.481
**D	CEBF LEIA ATIVO IE	0	13.430	13.430
**D	PAYTEON MASTER PENSION TRUST	0	168.114	168.114
**D	MINNESOTA LIFE INSURANCE COMPANY	0	50.394	50.394
**D	SELECTING_BENEFARER ACHMEA BELLEGINGSPOOLS AIM ANW E7AFR026002	0	572.233	572.233
**D	INVESTCO FUNDS	0	9.378.459	9.378.459

83942/2019

*[Handwritten signature]*

*[Handwritten signature]*

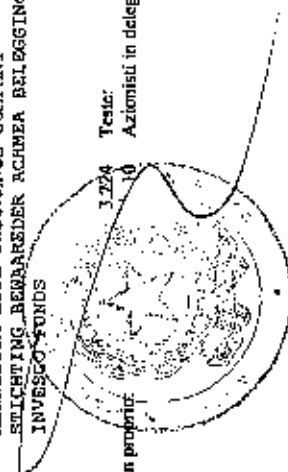
Pagina 19

20  
3.214

Totale:  
Azionisti in delega:

1.124  
1.110

Azionisti in proprio



83942/1180

LISTA ESITO DELLE VOTAZIONI

Oggetto: Attribuzione dell'utile di esercizio.

FAVOREVOLI

Badge	Ragione Sociale	Proprio	Delega	Totale
**D	MSMF PARA SAFE MONTI	0	19.270	19.270
**D	MSMF PARA SAFE PI 1	0	12.770	12.770
**D	MSMF PARA SAFE PI 2	0	11.784	11.784
**D	VANGUARD INTL HIGH DIV YLD INDEX ED	0	318.021	318.021
**D	CITY OF NEW YORK DEFERRED COMPENSATION PLAN	0	947.876	947.876
**D	HGHE HGLHD EQ FTRFLFTN LLC	0	404.560	404.560
**D	HGHE HGLHD EQ FTRFLFTN	0	223.516	223.516
**D	HIGF HGLHD EQ FTRFLFTN	0	347.279	347.279
**D	HIGF HGLHD PRIME WLSTN CF	0	124.917	124.917
**D	MCKINLEY CAPITAL COLLECTIVE INVESTMENT TRUST	0	30.670	30.670
**D	VANGUARD GLOBAL MINIM VOLTILITY FUND	0	180.000	180.000
**D	BNVF NESTEC FISHER GBL EQ	0	18.194	18.194
**D	PGVF 55GA	0	51.657	51.657
**D	CZ AANDELEN SSGA	0	1.358	1.358
**D	ZVK DEAM SPK	0	23.962	23.962
**D	BNVTCIL MAX NUMERIC GLOBAL EQ TR	0	62.000	62.000
**D	DOW NL BRANDS	0	25.380	25.380
**D	TS AND W INTERNATIONAL LARGE CAP EQUITY FUND	0	166.115	166.115
**D	A2L INTERNATIONAL INDEX FUND	0	193.500	193.500
**D	A2L BLACKROCK GLOBAL ALLOCATIONFUND	0	300.296	300.296
**D	BGF WORLD ENERGY PD NAT RES	0	1.874	1.874
**D	BNYMTD RAMAN WORLD RECOVERY FUND	0	1.739.628	1.739.628
**D	KRESGE LA CAPITAL SAFE SUB2	0	114.176	114.176
**D	DEUTSCHE XTRK MSCI 9TH EUR HDG ETF	0	25.554	25.554
**D	BNVTCIL FT EURO ALPHADEX UCITS EEF	0	1.246	1.246
**D	CASSY FT ARROWSTREET	0	132.106	132.106
**D	COUNTY EMPLOYEES ANNUITY AND BENEFIT FUND OF COOK COUNTY	0	31.449	31.449
**D	COUNTY EMPLOYEES ANNUITY AND BENEFIT FUND OF COOK COUNTY	0	100.023	100.023
**D	DRRF FRANKLIN INTL	0	34.610	34.610
**D	MSV LIFE P L C	0	109.754	109.754
**D	US BANK GUIDEMARK WORLD EX US FUND	0	96.517	96.517
**D	US BANKCHIPMAN FIRST FAMILY LPP	0	36.646	36.646
**D	US BK DUNHAM INTERNYL STOCK FUND	0	2.500	2.500
**D	USBK VALJESHAKES INT QOAN VALUE ETF	0	79.423	79.423
**D	USBK BBIEF MONDRAIN INVT FTPS LTD	0	109.940	109.940
**D	USBK BAGLE INTERNATIONAL STOCK FD	0	2.967.150	2.967.150
**D	USBK AHAI RHUMBLINE ADVISERS	0	6.451	6.451
**D	USBK FSR5 CITY ST LOUIS ATIVO	0	5.242	5.242
**D	USBK AMERICAN HEART ASSOCIATION IMC	0	6.400	6.400
**D	LAN5 LLC AND LANS LLC DEFINED BENEFIT PLAN GROUP TRUST	0	3.220	3.220
**D	LAWRENCE LIVERMORE NATIONAL SECURITY LLC AND LOS ALAMOS NATIONAL SECURITY LLC DEFINED BENEFIT PLAN GROUP TRUST	0	262.566	262.566
				71.330

LISTA ESITO DELLE VOTAZIONE

Oggetto: Attribuzione dell'utile di esercizio.

FAVOREVOLI

Badge	Ragione Sociale	Proprio	Delega	Totale
**D	IADF WHPI FISHER INV	0	13.336	13.336
**D	IADF WELLMARK FISHER INV	0	41.020	41.020
**D	COUNTY AND MUNICIPAL GOVERNMENT CAPITAL IMPROVEMENT TRUST FUND	0	28.000	28.000
**D	ATFF TS W	0	91.400	91.400
**D	RESFISO1 GLOBAL EQ HEXEVERST	0	79.742	79.742
**D	RESF3002 NON US EQ MONDRIAN	0	357.941	357.941
**D	CYBF ATIVO CAPITAL MGMT	0	21.500	21.500
**D	NATIONAL ELEVATOR INDUSTRY PENSION PLAN	0	109.100	109.100
**D	AP7 EQUITY FUND	0	2.867.561	2.867.561
**D	3M ERIP RAFT EAFE	0	121.453	121.453
**D	LUCENT TECHNOLOGIES INC DEFINED CONTRIBUTOR PLAN MASTER TRUST	0	304.806	304.806
**D	HEMF MFS INSTITUTIONAL AD	0	57.893	57.893
**D	LMCG GLOBAL MULTICAP FUND	0	420	420
**D	UA LOCAL UNION OFFICERS AND EMPLOYEES PENSION FUND	0	52.398	52.398
**D	PLUMBERS AND PIPEFITTERS NATIONAL PENSION PLAN	0	124.867	124.867
**D	LUCENT TECHNOLOGIES INC MASTER PENSION TRUST	0	194.407	194.407
**D	EMPT INKA FONDS	0	63.961	63.961
**D	EMPT INKA FONDS	0	87.976	87.976
**D	GODOSE LEVEN EV	0	42.500	42.500
**D	VIRGINIA RETIREMENT SYSTEM	0	556.880	556.880
**D	VIRGINIA RETIREMENT SYSTEM	0	604.589	604.589
**D	SCA LAZARD	0	20.232	20.232
**D	CEP DEP IP EURO EX UK ENH IND FD	0	1.890	1.890
**D	INVECO PERPETUAL GLOBAL TARGETED INCOME FUND	0	3.942	3.942
**D	ADAPT INVESTMENT MANAGEMENT PLC	0	402.575	402.575
**D	INTERNATIONALE KAPITALANLAGESSELIS CHAFT MBH ACTING FOR ACCOUNT OF INKA PBERAK	0	163.308	163.308
**D	INTERNATIONALE KAPITALANLAGESSELISCHAFT MBH ACTING FOR ACCOUNT OF INKA PBERAK	0	5.139	5.139
**D	ACON HERMIT COLLECTIVE INVESTMENT TRUST	0	47.284	47.284
**D	AMERICAN FUNDS GLOBAL BALANCED FUND	0	27.505	27.505
**D	CFA COP PSERS PSERS ACWI X US INDEX	0	2.800.000	2.800.000
**D	CFA COP PSERS WELLINGTON COMMODITY COMMONWEALTH OF PENNSYLVANIA PUBLIC SCHOOL EMPLOYEES RETIREMENT SYSTEM	0	272.597	272.597
**D	359.911	0	359.911	359.911
**D	IRE COP TREAS RWP RHUMALINS KSCI	0	24.118	24.118
**D	ENSIGN PEAK FISHER INVESTMENTS	0	283.626	283.626
**D	LOUISIANA STATE ERS MSCI EKUS INDEX	0	209.800	209.800
**D	LOUISIANA STATE ERS MONDRIAN LG CAP	0	439.480	439.480
**D	WV PERS MILEON CAPITAL INDEX	0	739.841	739.841
**D	WV PERS SSCA EAFE INDEX PUBLIC EMPLOYEES RETIREMENT SYSTEM OF NEVADA	0	578.611	578.611
**D	RV ABIF ALLCERNSTN INTL EQ	0	17.743	17.743
**D	TEA BLACKROCK INC INTL	0	592.157	592.157
**D	UTC EMREC-BLACKROCK UNITED TECHNOLOGIES CORPORATION MASTER RETIREMENT	0	10.354	10.354
**D	HEINE-BENSON PLAN FT	0	314.193	314.193


Azionisti in proprio: 1274

Tasse: 10

Azionisti in delega: 20

Pagina 21  
3214

83962/1174



83942/1172

LISTA ESITO DELLE VOTAZIONE

Oggetto: Attribuzione dell'utile di esercizio.

FAVOREVOLI

Badge	Ragione Sociale	Proprio	Delega	Totale
**D	SPP AQR	0	2.922	2.922
**D	STATE BOARD OF ADMINISTRATION OF FLORIDA	0	17.267	17.267
**D	AST GS MULTI ASSET PORT LIQ FDDH	0	35.320	35.320
**D	POOL RE L AND G MSCI EQ	0	44.214	44.214
**D	BILL AQUIL. LIFELOC3000 EMEN WHT UNDED	0	232.496	232.496
**D	ADVANCED SERIES TRUST AST GOLDMAN SACHS MULTI ASSET PORTFOLIO	0	91.369	91.369
**D	PENN SERIES DEV INTL INDEX FUNG	0	19.106	19.106
**D	STICHTING RABOBANK PENSIONFONDS	0	208.670	208.670
**D	BNYMD RM GLOBAL HIGH ALPHA FUND	0	36.300	36.300
**D	PACIFIC LIFE FUNDS PL INTERNATIONAL VALUE FUND	0	84.217	84.217
**D	PF INTERNATIONAL LARGE CAP FUND	0	35.712	35.712
**D	BNYMD BLK NAT RES GRWTH AND INC FD	0	49.700	49.700
**D	BNYMD BLK COM EUR TRCK ED INV	0	1.596.107	1.596.107
**D	FLORIDA RETIREMENT SYSTEM	0	8.670	8.670
**D	FLORIDA RETIREMENT SYSTEM	0	189.291	189.291
**D	FLORIDA RETIREMENT SYSTEM	0	128.464	128.464
**D	FLORIDA RETIREMENT SYSTEM	0	34.840	34.840
**D	BLACKROCK WORLD EX FLORIDA REP SYS	0	572.503	572.503
**D	FLORIDA RETIREMENT SYSTEM	0	1.853.568	1.853.568
**D	ACADIAN ALL COUNTRY WORLD EX US FUND	0	26.066	26.066
**D	METROPOLITAN WATER RECLAMATION DISTRICT RETIREMENT FUND	0	32.158	32.158
**D	OPERATING ENGINEERS LOCAL 101 PENSION FUND	0	72.669	72.669
**D	PENSION FUND OF THE CHRISTIAN CHURCH DISCIPLES OF CHRIST	0	171.136	171.136
**D	PENSION RESERVES INVESTMENT TRUST FUND	0	2.466.584	2.466.584
**D	SAVANNAH RIVER NUCLEAR SOLUTIONS LLC MASTER TRUST	0	91.521	91.521
**D	EMPLOYEES RETIREMENT SYSTEM OF THE STATE OF KANSAS	0	155.669	155.669
**D	BELL ATLANTIC MASTER TRUST	0	370.316	370.316
**D	VEBA PARTNERSHIP MLP	0	18.100	18.100
**D	VOYA INTERNATIONAL CORE FUND	0	68.610	68.610
**D	DUKE ENERGY QUALIFIED NUCLEAR DECOMMISSIONING	0	58.430	58.430
**D	PUBLIC SCHOOL TEACHERS PENSION AND RETIREMENT FUND OF CHICAGO	0	10.606	10.606
**D	OPPENHEIMER GLOBAL REVENUE ETF	0	2.124	2.124
**D	OPPENHEIMER INTERNATIONAL REVENUE ETF	0	3.886	3.886
**D	20STWABEN ROBRCO MANAGED	0	16.093	16.093
**D	ELECTRICAL WORKERS LOCAL NO 26 PENSION TRUST FUND	0	53.684	53.684
**D	INDIANA PUBLIC RETIREMENT SYSTEM	0	510.525	510.525
**D	INDIANA UNIVERSITY FOUNDATION SHOWALTER HOUSE	0	101.127	101.127
**D	PUBLIC EMPLOYEES RETIREMENT SYSTEM OF MISSISSIPPI	0	355.890	355.890
**D	SCHOOL EMPLOYEES RETIREMENT SYSTEM OF OHIO	0	407.321	407.321
**D	THE BANK OF NEW YORK MELLON CORPORATION RETIREMENT PLANS MASTER TRUST	0	180.178	180.178
**D	BOARD OF PENSIONS OF THE EVANGELICAL LUTHERAN CHURCH IN AMERICA	0	747.058	747.058
**D	JOHN S AND JAMES L KNIGHT FOUNDATION	0	19.460	19.460
**D	THE STATE OF CONNECTICUT ACTING THROUGH ITS TREASURER	0	354.501	354.501

Pagina 22

Azionisti: 3.224 Teste: 20  
 Azionisti in proprio: 10 Azionisti in delega: 3.214

LISTA ESITO DELLE VOTAZIONI

Oggetto: Attribuzione dell'utile di esercizio.

FAVOREVOLI

Badge	Ragione Sociale	Proprio	Delega	Totale
**D	THE STATE OF CONNECTICUT ACTING THROUGH ITS TREASURER	0	598.740	598.740
**D	THE STATE OF CONNECTICUT ACTING THROUGH ITS TREASURER	0	22.680	22.680
**D	SOUTH CAROLINA RETIREMENT SYSTEMS GROUP TRUST	0	367.084	367.084
**D	UMC BENEFIT BOARD INC	0	140.303	140.303
**D	UPS GROUP TRUST	0	654.905	654.905
**D	INTERNATIONAL BANK FOR RECONSTRUCTION AND DEVELOPMENT	0	13.005	13.005
**D	INTERNATIONAL BANK FOR RECONSTRUCTION AND DEVELOPMENT	0	22.778	22.778
**D	INTERNATIONAL BANK FOR RECONSTRUCTION AND DEVELOPMENT	0	143.603	143.603
**D	PRUDENTIAL INVESTMENT PORTFOLIO 2 PRUDENTIAL QMA INTL DEVELOPED MKETS INDEX FUND	0	13.540	13.540
**D	ENERGY INSURANCE MUTUAL LIMITED	0	6.933	6.933
**D	METROPOLITAN LIFE INSURANCE COMPANY	0	49.437	49.437
**D	CENTRAL STATES SOUTHEAST AND SOUTHWEST AREAS PENSION FUND	0	171.291	171.291
**D	IOWA PUBLIC EMPLOYEES RETIREMENT SYSTEM	0	41.789	41.789
**D	SHERIFFS PENSION AND RELIEF FUND	0	22.485	22.485
**D	TGIT TEMPLETON GLOBAL BALANCED FUND	0	21.270	21.270
**D	OPPENHEIMER INTERNATIONAL ULTRA DIVIDEND REVENUE STF	0	1.582.500	1.582.500
**D	RWC FUNDS	0	3.130	3.130
**D	SEI GLOBAL MASTER FUND	0	618.466	618.466
**D	SEI GLOBAL MASTER FUND PLC	0	6.827	6.827
**E	ALLIANCEBERNSTEIN FUND DYNAMIC	0	47.256	47.256
**D	NUMERIC EUROPEAN EQUITY FUND	0	12.742	12.742
**D	WELLS FARGO LUX	0	21.750	21.750
**D	KORUSAI EQUITY INDEX FUND	0	23.000	23.000
**D	CONSULTING GROUP CAPITAL	0	51.937	51.937
**E	TRUST AND CUSTODY SERVICES	0	66.268	66.268
**E	NORTHERN LIGHTS FUND	0	22.417	22.417
**D	CONSULTING GROUP CAPITAL MARKS	0	25.883	25.883
**D	AFFINITY WORLD LEADERS EQUITY	0	282.974	282.974
**D	AB SICAV I ALL MARKET INCOME	0	1.384	1.384
**D	COHEN AND STEERS SICAV	0	13.842	13.842
**D	ELEMENTS INTERNATIONAL PORTFOL	0	1.710	1.710
**D	PGIM ETF TRUST	0	143.397	143.397
**D	BLACKROCK GLOBAL	0	3.063	3.063
**D	BLACKROCK GLOBAL SMALLCAP	0	139.811	139.811
**D	BLACKROCK GLOBAL ALLOCATION	0	16.509	16.509
**D	BLACKROCK GLOBAL ALLOCATION	0	42.177	42.177
**D	BROWN BROTHERS HARRISMAN	0	2.646	2.646
**D	NESTLE FRANCE EQUILIBRE	0	10.907	10.907
**D	SG DIVERSIFIE ISR	0	33.054	33.054
**D	SG ACTIONS INTERNATIONALES	0	85.346	85.346
**D	CARILIG RA	0	136.719	136.719
**D	MARCO TUBANT	0	16.000	16.000
**D		0	427.506	427.506

83942/173

*[Handwritten signature]*

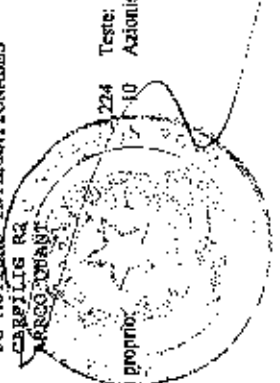
Pagina 23

20  
3.214

Teste:  
Azionisti in delega:

224  
710

Azionisti:  
Azionisti in proprio:





83942/1476

LISTA ESITO DELLE VOTAZIONE  
 Oggetto: Attribuzione dell'utile di esercizio.

## FAYOREVOLI

Badge	Regione Sociale	Proprio	Delega	Totale
**D	SG ACTIONS	0	25.334	25.334
**D	UFG ACT	0	90.000	90.000
**D	CASSETTE DIVERSIFIF	0	92.246	92.246
**D	SOCECAP AP LOW	0	46.362	46.362
**D	SILVER AMUNDI EURO EQUITY	0	383.837	383.837
**D	SILVER INVESCO EURO EQUITY	0	235.558	235.558
**D	SG DIVERSIFIE FRANCE	0	40.507	40.507
**D	SG ACTIONS EUROPE	0	29.406	29.406
**D	DARWIN DIVERSIFIE	0	9.747	9.747
**D	DARWIN DIVERSEFE	0	27.122	27.122
**D	ACTIONS FRANCAISES	0	26.529	26.529
**D	DIVERSIFIE ACTIONS	0	29.324	29.324
**D	OPT MARKET NEUTRAL	0	129.550	129.550
**D	MATMUT ACTIONS	0	23.000	23.000
**D	SAPHIR INVEST	0	13.000	13.000
**D	SG ACTIONS ENERGIE	0	123.509	123.509
**D	AG ACTIONS EURO VALDE	0	215.975	215.975
**D	SG ACTIONS EUROPE LARGE	0	5.446	5.446
**D	SG ACTIONS EURO SELECTION	0	152.407	152.407
**D	SG AVALOR ALPHA ACTIONS	0	17.545	17.545
**D	PERVALOR ACTIONS	0	20.184	20.184
**D	ETDILE GESTION	0	59	59
**D	Z NUMERIC INVESTORS L.L.C	0	40.470	40.470
**D	ETDILE ACTIONS RENDEMENT	0	75	75
**D	ETDILE ENERGIE EUROPE	0	1.686	1.686
**D	ETDILE SECTORIELLE EUROPE	0	5.905	5.905
**D	ANTARIOUS ROTATION SECTORIELLE	0	1.887	1.887
**D	INVESCO ASSET MANAGEMENT LIMIT	0	96.331	96.331
**D	ETDILE ACTIONS INTERNATIONALES	0	88	88
**D	ETDILE MATIERES PREMIERES	0	45.563	45.563
**D	MRAF ASSURANCES SA	0	253.925	253.925
**D	PROTEC BTP	0	4.727	4.727
**D	LA BANQUE POSTALE ASSET M&A	0	43.000	43.000
**D	ASB AXION-OPPORTUNITY FUND	0	12.000	12.000
**D	AMUNDI FUNDS IY-PIONEER FLEXIS	0	159.319	159.319
**D	AMUNDI S.F.-EURO EQ MARKET PLO	0	60.523	60.523
**D	AMUNDI FUNDS II-GLOBAL MULTI-A	0	208.401	208.401
**D	AMUNDI FUNDS II-EURO EQ	0	883.271	883.271
**D	AMUNDI FUNDS II- GLOBAL EQ TAR	0	1.559.780	1.559.780
**D	AMUNDI FUNDS II-EURO EQ VALUE	0	2.258.327	2.258.327
**D	PIONEER INVESTMENTS TOTAL RETU	0	56.211	56.211
**D	AMUNDI FUNDS II- EURO EQ TARGE	0	1.479.424	1.479.424
**D	AMUNDI SOLUZIONI IT CED 12 19	0	61.439	61.439

Pagine 24

20  
3.214

Azionisti: 3.224 Teste: 20  
 Azionisti in proprio: 10 Azionisti in delega: 3.214

LISTA ESITO DELLE VOTAZIONE

Oggetto: Attribuzione dell'utile di esercizio.

FAVOREVOLI

Badge	Ragione Sociale	Proprio	Delega	Totale
***	AMONDI SOLUZIONI IT PRG 22 20	0	75.121	75.121
***	AMONDI SOLUZIONI IT PRG 03 20	0	67.728	67.728
***	AMONDI SOLUZIONI IT PRG 05 20	0	123.449	123.449
***	AMONDI SOLUZIONI IT PRG 06 20	0	82.599	82.599
***	AMONDI SOLUZIONI IT PRG 08 20	0	95.465	95.465
***	AMONDI SOLUZIONI IT PR 09 20	0	84.888	84.888
***	AMONDI S.F.DIV TARGET IN 11 21	0	8.006	8.006
***	AMONDI SOLUZIONI IT- PR 12 20	0	38.496	38.496
***	AMONDI SOLUZIONI IT PR. 11 20	0	77.401	77.401
***	AMONDI SOLUZIONI IT-PR 02 21	0	29.474	29.474
***	AMONDI SOLUZIONI PR 03 21	0	36.415	36.415
***	AMONDI SOLUZIONI IT PR 05 21	0	36.447	36.447
***	AMONDI SOLUZIONI IT PRG 06 21	0	30.221	30.221
***	AMONDI SOLUZIONI IT PRG 09 21	0	18.039	18.039
***	AMONDI S.F.-DIVERSIFIED TGT IN	0	27.967	27.967
***	AMONDI SOLUZIONI IT PRG 11 21	0	9.579	9.579
***	AMONDI SOLUZIONI IT PRG 12 21	0	25.897	25.897
***	AMONDI SOLUZIONI IT PRG 02 22	0	19.589	19.589
***	AMONDI SOLUZIONI IT PRG 03 22	0	43.648	43.648
***	AMONDI SOLUZIONI IT PRG 04 22	0	32.679	32.679
***	AMONDI SOLUZIONI IT PRG 06 22	0	18.404	18.404
***	AMONDI SOLUZIONI IT PRG 05 22	0	19.416	19.416
***	AMONDI SOLUZIONI IT PRG 10 22	0	21.075	21.075
***	AM SOL IT-PRG CED 12 2022	0	21.729	21.729
***	AM SOL IT-PRG CED 05 2023	0	28.565	28.565
***	AM SOL IT-PRG CED 06 2023	0	17.280	17.280
***	RI IT -EUROPEAN EQUITY	0	14.007	14.007
***	AMONDI SOLUZIONI IT-PRG AZION	0	197.890	197.890
***	AMONDI SOLUZIONI IT-PRG 9 22	0	19.980	19.980
***	AMONDI SOLUZIONI IT PRG 07 25	0	38.804	38.804
***	OPI FUND - LYXK REAL ASSETS	0	16.589	16.589
***	AMONDI S.F-EQ PLAN 60	0	12.241	12.241
***	HALEYV A3	0	15.278	15.278
***	ARCO QUANT 2	0	167.000	167.000
***	ASI PROGETTO CEDOLA 04 2023	0	17.643	17.643
***	ASSURDIX VIAGER	0	16.817	16.817
***	POSTE AVENIR	0	303.726	303.726
***	CNP-TRESOR EN EUROS	0	5.216.000	5.216.000
***	PEP TRESOR	0	624.817	624.817
***	ANPE	0	41.755	41.755
***	PERF EGUN. SR EUROS	0	34.617	34.617
***	OrtoSc	0	62.753	62.753
***		0	11.600	11.600

83942/UT5

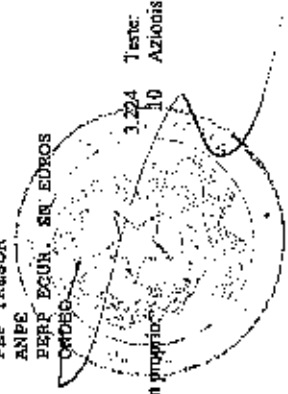
*[Handwritten signature]*

*[Handwritten signature]*

Pagina 25

20  
3.214

Azionisti: 3.224  
Azionisti in proprio: 10  
Azionisti in delega:



## LISTA ESITO DELLE VOTAZIONI

Oggetto: Attribuzione dell'utile di esercizio.

## FAVOREVOLI

Badge	Ragione Sociale	Proprio	Delega	Totale
**D	CNP MANDAT NRM	0	1.175.997	1.175.997
**D	FV3 PEF	0	205.300	205.300
**D	CAPISOFTE PROGRES	0	140.350	140.350
**D	IT2 COMPTAT PROGRES	0	27.360	27.360
**D	LA BANQUE POSTALE PREVOYANCE	0	116.601	116.601
**D	ORPN-P FONDS PROPRES	0	1.980	1.980
**D	TONI ACTIONS 100	0	144.264	144.264
**D	VIVACCIO ACTIONS	0	524.356	524.356
**D	LBPM ACTIONS MONDE	0	409.701	409.701
**D	LBPM ACTIONS INDICE EURO	0	456.741	456.741
**D	LBPM ACTIONS B0	0	122.536	122.536
**D	LBPM ACTIONS EUROPE MCMOS	0	74.141	74.141
**D	LBPM ACTIONS DIVIENDES EUROPE	0	111.066	111.066
**D	CAVEC GROUPAMA DIVERSIFIE	0	48.450	48.450
**D	PORT ROYAL EQUILIBRE	0	29.249	29.249
**D	PAGUS	0	113.279	113.279
**D	AAE MS	0	33.000	33.000
**D	LBPM ACTIONS EUROPE 50	0	133.903	133.903
**D	LBPM ACTIONS OPTI INDICE EURO	0	70.001	70.001
**D	ALLOE INDIANA	0	55.790	55.790
**D	AGRICA TACTIQUE G	0	24.372	24.372
**D	LBPM STRATEGIE PEA 1	0	80.533	80.533
**D	ECOFI ACTIONS SCR	0	17.874	17.874
**D	GROUPAMA ASSET MANAGEMENT	0	82.930	82.930
**D	UNION INVESTMENT LUXEMBOURG SA	0	1.623.850	1.623.850
**D	CARE SUPER	0	24.810	24.810
**D	PENSIONSKASSE BASEL-STADT	0	92.646	92.646
**D	PENSIONSKASSE FOST	0	561.289	561.289
**D	TASPLAN SUPERANNUATION FUND	0	27.652	27.652
**D	OB9 AKTIEN DM HEDGED CHF PASSIV	0	41.820	41.820
**D	OB5 FUNDMANAGEMENT	0	69.502	69.502
**D	COLONIAL FIRST STATE	0	110.044	110.044
**D	RATON VANCE INTERNATIONAL (IRELAND)	0	10.913	10.913
**D	STICHTING MN SERVICES MANDELFONDS EUROPA.	0	241.422	241.422
**D	STICHTING PENSIOENFONDS METRAL	0	1.845.272	1.845.272
**D	STICHTING PENSIOENFONDS METRAL EN TECHNIK MN SERVICES	0	542.450	542.450
**D	STICHTING PGM DEPOSITARY	0	314.149	314.149
**D	STICHTING PGM DEPOSITARY	0	1.792.855	1.792.855
**D	STICHTING PGM DEPOSITARY	0	1.319.901	1.319.901
**D	STICHTING PGM DEPOSITARY	0	546.552	546.552
**D	DEKA INVESTMENT GMBH FOR KDF 1	0	29.980	29.980
**D	DEKA INVESTMENT GMBH FOR KDF 3	0	19.400	19.400
**D	DEKA INVESTMENT GMBH FOR SET 3-FONDS	0	21.664	21.664

Pagina 26

Azionisti: 3.224 Tesi: 20  
 Azionisti in delega: 10 Azionisti in delega: 3.214

LISTA ESITO DELLE VOTAZIONE  
 Oggetto: Attribuzione dell'utile di esercizio.

FAVOREVOLI

Badge	Ragione Sociale	Proprio	Delega	Totale
**D	ALASKA ELECTRICAL PENSION PLAN	0	66.774	66.774
**D	BMO MSC1 EAFE INDEX ETF	0	395.526	395.526
**D	BMO MSC1 EAFE VALUE INDEX ETF	0	702	702
**D	BMO UCITS EAF ICAY	0	78.027	78.027
**D	TIRA-CREF FUNDS - ENHANCED INTERNATIONAL EQUITY INDEX FUND	0	648.371	648.371
**D	JAPAN TRD SERV BK, LTD. AIF SMTB GBL QUANTITATIVE EQ MOTHER ED	0	42.809	42.809
**D	MET INVESTOR SERIES TRUST-ALLIANG GLOBAL DYNAMIC ALL PTF	0	215.103	215.103
**D	BRIGHTHOUSE FUNDS TRUST I - JPMORGAN GBL ACTIVE ALL PORTFOLIO	0	125.596	125.596
**D	PACE ALTERNATIVE STRATEGIES INVESTMENTS	0	29.471	29.471
**D	UBS (US) GROUP TRUST	0	118.053	118.053
**D	COMMONFUND SCREENED GLOBAL EQUITY, LLC	0	10.670	10.670
**D	DAG RETIREE MEDICAL BENEFITS TRUST	0	486.343	486.343
**D	CENTRAL PROVIDENT FUND BOARD	0	13.501	13.501
**D	COMMONFUND DIRECT SERIES LLC - CF T. ROWE PRICE EURO ECT SERIE	0	500.951	500.951
**D	CITY UNIVERSITY OF NEW YORK	0	2.985	2.985
**D	FONDS DRIVE GED ACTIONS INTERNATIONALES	0	45.000	45.000
**D	CALVERT VP EAFE INTERNATIONAL INDEX PORTFOLIO	0	21.945	21.945
**D	DELUXE CORPORATION MASTER TRUST	0	76.498	76.498
**D	CALASSE DE DEPOT ET PLACEMENT DU QUEBEC	0	2.617.885	2.617.885
**D	AMERICAN BEACON ADVISORS COLLECTIVE INVESTMENT TRUST	0	178.336	178.336
**D	AMERICAN BEACON INTERNATIONAL EQUITY FUND	0	1.247.163	1.247.163
**D	AMERICAN BEACON DIVERSIFIED FUND	0	102.310	102.310
**D	THE REGENTS OF THE UNIVERSITY OF CALIFORNIA	0	1.833.774	1.833.774
**D	LORD ABBETT SEC TRUST-LORD ABBETT INTL DIVIDEND INCOME FUND	0	601.537	601.537
**D	MICROSOFT CORPORATION SAVINGS PLUS 401(K) PLAN	0	379.524	379.524
**D	ALLIANZGI GLOBAL DYNAMIC ALLOCATION LLC	0	3.289	3.289
**D	FIDELITY NORTHSTAR FUND	0	1.500.000	1.500.000
**D	FIDELITY GLOBAL INTRINSIC VALUE INVESTMENT TRUST	0	700.000	700.000
**D	FIDELITY GLOBAL GROWTH AND VALUE INVESTMENT TRUST	0	75.000	75.000
**D	ALLIANZGI BEST STYLES GLOBAL EQUITY FUND	0	57.089	57.089
**D	ALLIANZGI BEST STYLES INTERNATIONAL EQUITY FUND	0	12.543	12.543
**D	ALLIANZGI GLOBAL DYNAMIC ALLOCATION FUND	0	9.146	9.146
**D	ALLIANZGI BEST STYLES GLOBAL MANAGED VOLATILITY PORTFOLIO	0	3.676	3.676
**D	MFS INTERNATIONAL EQUITY FUND II	0	813.297	813.297
**D	MFS INTERNATIONAL EQUITY FUND	0	253.325	253.325
**D	PEG SELECT, LLC	0	302.967	302.967
**D	PEDEX CORPORATION EMPLOYEES PENSION TRUST	0	287.490	287.490
**D	EATON VANCE TAX-MANAGED GLOBAL BUY-WRITE OPPORTUNITIES FUNDS	0	351.386	351.386
**D	FISHER INVESTMENTS INSTITUTIONAL FUNDS PLC	0	2.659	2.659
**D	FIDELITY INVESTMENTS MONEY MANAGEMENT INC	0	346	346
**D	PARAMETRIC INTERNATIONAL EQUITY FUND	0	17.000	17.000
**D	EATON VANCE HEXAVEST GLOBAL EQUITY FUND	0	13.806	13.806
**D	EATON VANCE HEXAVEST INTERNATIONAL EQUITY FUND	0	25.857	25.857

83942/117

*[Handwritten signature]*

*[Handwritten signature]*

Pagina 27

20  
3.214

Azionisti in proprio: 3.274 Teste: 10  
 Azionisti in delega: 20 3.214



83942 (1178)

LISTA ESITO DELLE VOTAZIONE

Oggetto: Attribuzione dell'utile di esercizio.

FAVOREVOLI

Badge	Regione Sociale	Proprio	Delega	Totale
**D	FIS CALIBER FUND, LLC	0	53.023	53.023
**D	FUNDO DE SEGURANCA SOC GOV. DA REGIAO ADM. ESPECIAL DE MACAO	0	63.001	63.001
**D	FRANKLIN TEMPLETON ETF TRUST - FRANKLIN FTSE EUROPE ETF	0	20.608	20.608
**D	FRANKLIN TEMPLETON ETF TRUST - FRANKLIN FTSE ITALY ETF	0	67.257	67.257
**D	FRANKLIN FTSE EUROPE EX U.K. INDEX ETF	0	45.216	45.216
**D	FRANKLIN TEMPLETON ETF TRUST - FRANKLIN FTSE EUROVE HEDGED ETF	0	1.284	1.284
**D	TAX - MANAGED INTERNATIONAL EQUITY PORTFOLIO	0	14.674	14.674
**D	THE GABELLI EQUITY INCOME FUND	0	29.000	29.000
**D	THE GABELLI GLOBAL UTILITY & INCOME TRUST	0	3.000	3.000
**D	HARBOR OVERSEAS FUND	0	17.354	17.354
**D	MERCER GE INTERNATIONAL EQUITY FUND	0	119.094	119.094
**D	GENERAL ELECTRIC PENSION TRUST	0	215.125	215.125
**D	RUSSELL INVESTMENT COMPANY RUSSELL TAX-MANAGED INTL EQ FUND	0	132.961	132.961
**D	RUSSELL INVESTMENT COMPANY MULTIFACTOR INTERNATIONAL EQUITY F	0	193.660	193.660
**D	PARTNERS HEALTHCARE MASTER TRUST FOR ERISA ASSETS	0	113.987	113.987
**D	RAND COMPOSITE EMPLOYEE BENEFIT TRUST	0	29.338	29.338
**D	FIMCO BALANCED INCOME FUND (CANADA)	0	11.370	11.370
**D	THE HARTFORD INTERNATIONAL GROWTH FUND	0	121.403	121.403
**D	HARTFORD INTERNATIONAL EQUITY FUND	0	378.526	378.526
**D	THE HARTFORD INTERNATIONAL VALUE FUND	0	2.013.636	2.013.636
**D	THE HARTFORD GLOBAL REAL ASSET FUND	0	327.536	327.536
**D	THE HARTFORD GLOBAL ALL- ASSET FUND	0	4.066	4.066
**D	HARTFORD HEALTHCARE ENDOWMENT LLC	0	29.966	29.966
**D	HARTFORD HEALTHCARE CORP DEFINED BENEFIT MASTER TR AGREEMENT	0	35.343	35.343
**D	ROCHE U.S. RETIREMENT PLANS MASTER TRUST	0	126.069	126.069
**D	HEALTHONE	0	22.081	22.081
**D	RUSSELL INVESTMENT COMPANY MULTI-ASSET GROWTH STRATEGY FUND	0	48.689	48.689
**D	HEXAVEST EAFE EQUITY FUND	0	75.027	75.027
**D	HEXAVEST ACWI EQUITY FUND	0	16.598	16.598
**D	HEXAVEST WORLD EQUITY FUND	0	231.022	231.022
**D	TRANSAMERICA INTERNATIONAL STOCK	0	861	861
**D	TRANSAMERICA INTERNATIONAL VALUE	0	6.842	6.842
**D	TRANSAMERICA INTERNATIONAL EQUITY	0	3.626.315	3.626.315
**D	TIFF INVESTMENT PROGRAM, INC - TIFF MULTI-ASSET FUND	0	69.743	69.743
**D	TRANSAMERICA INTERNATIONAL EQUITY INDEX VP	0	4.834	4.834
**D	WILLIAM BLAIR SYSTEMATIC INTERNATIONAL LARGE CAP CORE FUND LLC	0	1.520	1.520
**D	HOUSTON MUNICIPAL EMPLOYEES PENSION SYSTEM	0	6.250	6.250
**D	ICOW INTERNATIONAL EQUITY FUND	0	21.000	21.000
**D	FIRST CHURCH OF CHRIST SCIENTIST	0	9.965	9.965
**D	TANGERINE BALANCED INCOME PORTFOLIO	0	5.342	5.342
**D	TANGERINE BALANCED PORTFOLIO	0	38.132	38.132
**D	TANGERINE BALANCED GROWTH PORTFOLIO	0	35.814	35.814
**D	TANGERINE EQUITY GROWTH PORTFOLIO	0	40.981	40.981

LISTA ESITO DELLE VOTAZIONE

Oggetto: Attribuzione dell'utile di esercizio.

FAVOREVOLI

Badge	Ragione Sociale	Proprio	Delega	Totale
**D	MASMUTUAL SELECT BLACKROCK GLOBAL ALLOCATION FUND	0	2.739	2.739
**D	LAZARD GLOBAL MANAGED VOLATILITY (CANADA) FUND	0	1.321	1.321
**D	TRANSAMERICA BLACKROCK GLOBAL ALLOCATION VF	0	8.025	8.025
**D	NM NSCI EAFE INTERNATIONAL INDEX FUND	0	41.071	41.071
**D	LAZARD WILKINSON MANAGED VOLATILITY COLLECTIVE TRUST	0	16.891	16.891
**D	SPDR S+P GLOBAL NATURAL RESOURCES ETF	0	804.099	804.099
**D	RUSSELL INVESTMENT COMPANY PLC	0	1.301.451	1.301.451
**D	JANUS CAPITAL MANAGEMENT LLC	0	536	536
**D	RUSSELL INVESTMENT COMPANY II PLC	0	126.566	126.566
**D	RUSSELL INVESTMENT COMPANY IV PLC	0	90.166	90.166
**D	INVESCO MULTI SERIES FUNDS, LLC- INVESCO GLOBAL TARGETED	0	17.494	17.494
**D	JNL/BELLON CAPITAL MSCI WORLD INDEX FUND	0	21.655	21.655
**D	INTECH INTERNATIONAL EQUITY FUND LLC	0	9.467	9.467
**D	INTECH GLOBAL ALL COUNTRY ENHANCED INDEX FUND LLC	0	6.254	6.254
**D	SUNAMERICA SERIES TRUST SA TEMPLETON FOREIGN VALUE PORTFOLIO	0	958.168	958.168
**D	SUNAMERICA SERIES TRUST SA JPMORGAN GLOBAL EQUITIES PORTFOLIO	0	26.917	26.917
**D	SUNAMERICA SERIES TRUST MFS TOTAL RETURN PORTFOLIO	0	64.057	64.057
**D	SUNAMERICA EQUITY FUNDS SUNAMERICA INTERNATIONAL DIV ST FUND	0	69.654	69.654
**D	SUNAMERICA SERIES TRUST-SA LEGG MASON TACTICAL OFFSHORE PORTFOLIO	0	797	797
**D	SEASONS SERIES TRUST SA PUTNAM ASSET ALL DIV GROWTH PTF	0	16.100	16.100
**D	SUNAMERICA SERIES TRT-SA GOLDMAN SACHS MULTI-PASS INSIGHTS PORT	0	3.780	3.780
**D	SEASONS SERIES TRUST SA MULTI-MANAGED INT EQUITY PTF	0	25.191	25.191
**D	SUNAMERICA SERIES TRUST - SA BLACKROCK VCP GEO MUL ASSET PTF	0	1.083	1.083
**D	SUNAMERICA SERIES TRUST - SA INTERNATIONAL INDEX PORTFOLIO	0	74.916	74.916
**D	RUSSELL COMMON CONTRACTUAL FUND	0	24.765	24.765
**D	OPENWORLD PUBLIC LTMED COMPANY	0	25.529	25.529
**D	RUSSELL INVESTMENTS INSTITUTIONAL FUNDS PLC	0	29.104	29.104
**D	MULTI-STYLE, MULTI-MANAGER FUNDS PLC	0	204.810	204.810
**D	STATE STREET GLOBAL EQUITY EX-US INDEX PORTFOLIO	0	271.402	271.402
**D	STATE STREET DISCIPLINED GLOBAL EQUITY PORTFOLIO	0	1.470	1.470
**D	STATE STREET INTERNATIONAL DEVELOPED EQUITY INDEX PORTFOLIO	0	584.758	584.758
**D	NEBERASKA PUBLIC EMPLOYEES RETIREMENT SYSTEMS	0	718.051	718.051
**E	DWS GLOBAL INCOME BUILDER FUND	0	48.977	48.977
**E	DWS EAFE EQUITY INDEX FUND	0	8.375	8.375
**D	INVESCO GLOBAL TARGETED RETURNS FUND	0	7.847	7.847
**D	KP INTERNATIONAL EQUITY FUND	0	3.497	3.497
**D	KANSAS PUBLIC EMPLOYERS RETIREMENT SYSTEM	0	256.450	256.450
**D	CAYMAN ISLANDS CHAMBER OF COMMERCE PENSION FUND	0	895.409	895.409
**D	RUMBLELINE INTERNATIONAL POOLED INDEX TRUST	0	21.616	21.616
**D	COUNTY OF LOS ANGELES DEFERRED COMPENSATION AND THRIFT PLAN	0	33.266	33.266
**D	INTERNATIONALE KAPITALANLAGEGESELLSCHAFT MER FUR DC ISLAND EQ	0	34.560	34.560
**D	LYIF BLACKROCK SCIENTIFIC ALLOCATION FUND	0	288.244	288.244
**D		0	2.124	2.124


Pagina 29

20  
3.214

3.224  
10 Azionisti in delega:

Azionisti in proprio:  
10

83942/2019



83942/1480

LISTA ESITO DELLE VOTAZIONE

Oggetto: Attribuzione dell'utile di esercizio.

FAVOREVOLI

Badge	Ragione Sociale	Proprio	Delega	Totale
***	LVIP BLACKROCK GLOBAL ALLOCATION FUND	0	4.456	4.456
***	LVIP FRANKLIN TEMPLETON GLOBAL EQUITY MANAGED VOLATILITY FUND	0	414.075	414.075
***	LVIP MONDRIAN INTERNATIONAL VALUE FUND	0	1.724.640	1.724.640
***	LVIP SSGA INTERNATIONAL INDEX FUND	0	488.643	488.643
***	LVIP SSGA DEVELOPED INTERNATIONAL 150 FUND	0	357.410	357.410
***	SPDR MSCI ACWI EMI EFF	0	9.622	9.622
***	SPDR MSCI EAFE STRATEGICFACTORS ETF	0	17.201	17.201
***	SPDR MSCI WORLD STRATEGICFACTORS ETF	0	324	324
***	HARTFORD MULTIFACTOR DEVELOPED MARKETS (EX-US) ETF	0	654.711	654.711
***	HARTFORD MULTIFACTOR LOW VOLATILITY INTERNATIONAL EQUITY ETF	0	1.620	1.620
***	HARTFORD FUNDS MANAGEMENT COMPANY, LLC	0	814	814
***	COUNTY OF LOS ANGELES SAVINGS PLAN	0	7.185	7.185
***	COUNTY OF LOS ANGELES SAVINGS PLAN	0	118.527	118.527
***	ALLIANCEBERNSTEIN INTERNATIONAL ALL-COUNTRY PASSIVE SERIES	0	14.843	14.843
***	MARYLAND STATE RETIREMENT & PENSION SYSTEM	0	1.409.363	1.409.363
***	RUSSELL INV MULTI-ASSET FACTOR EXPOSURE FUND	0	67.665	67.665
***	ALLIANZ GLOBAL INVESTORS GMBH FOR ALLIANZ VERM. EUROPA	0	852.260	852.260
***	ALLIANZ GLOBAL INVESTORS GMBH FOR ALLIANZ EUROPAVISION	0	318.223	318.223
***	THE PRUDENTIAL INSURANCE COMPANY OF AMERICA	0	251.575	251.575
***	PRUDENTIAL TRUST CO MASTER COMMINGLED INV F FOR TAX EXEMPT TR	0	9.210	9.210
***	MDPIM INTERNATIONAL EQUITY INDEX POOL	0	18.878	18.878
***	MD INTERNATIONAL VALUE FUND	0	75.798	75.798
***	MD EQUITY FUND	0	119.219	119.219
***	MDIM INTERNATIONAL EQUITY POOL	0	696.541	696.541
***	MERCER INTERNATIONAL EQUITY FUND	0	38.432	38.432
***	MCI FUNDS PLC	0	1.177.388	1.177.388
***	MERCER QIF CCF	0	2.054.964	2.054.964
***	MERCER GLOBAL EQUITY FUND	0	478.509	478.509
***	GENA PANTHER FUND L.P.	0	17.490	17.490
***	MORGAN STANLEY INSTITUTIONAL FUND, INC. - REAL ASSETS PORTFOLIO	0	1.391	1.391
***	MORGAN STANLEY INSTITUTIONAL FUND TR-GL MULTI-ASSET INC PTY	0	348	348
***	MORGAN STANLEY INSTITUTIONAL FUND	0	20.483	20.483
***	MUSASHI SMART PREMIA FUND	0	14.100	14.100
***	CITY OF NEW YORK GROUP TRUST	0	6.828	6.828
***	IEGG MASON FUNDING LTD	0	4.165	4.165
***	BRIGHTHOUSE FUNDS TRUST I - PANAGORA GLOBAL DIV RISK PORTFOLIO	0	18.791	18.791
***	HARTFORD LIFE INSURANCE COMPANY	0	6.230	6.230
***	NORTROP GRUMMAN CORPORATION VESBA MASTER TRUST I	0	391.953	391.953
***	TEXAS MUNICIPAL RETIREMENT SYSTEM	0	1.279.333	1.279.333
***	STATE OF NEW JERSEY COMMON PENSION FUND D	0	1.599.385	1.599.385
***	ONTARIO TEACHERS PENSION PLAN BOARD	0	2.106.695	2.106.695
***	NORTHWESTERN MUTUAL SERIES FD, INC. - INTERNATIONAL EQ PORTFOLIO	0	350.193	350.193
***	NORTHWESTERN MUTUAL SERIES FD, INC. - RESEARCH INTER CORE PORTF	0	251.154	251.154
***	BRANDES CANADA INTERNATIONAL EQUITY UNIT TRUST	0		

LISTA ESITO DELLE VOTAZIONE

Oggetto: Attribuzione dell'utile di esercizio.

FAVOREVOLI

Badge	Ragione Sociale	Proprio	Delega	Totale
**0	BRANDES CANADA GLOBAL EQUITY UNIT TRUST	0	13.171	13.171
**D	BRANDES GLOBAL OPPORTUNITIES FUND	0	146.341	146.341
**D	LAZARD GLOBAL LOW VOLATILITY FUND	0	2.256	2.256
**D	CITY OF NEW YORK GROUP TRUST	0	11.900	11.900
**D	CITY OF NEW YORK GROUP TRUST	0	14.300	14.300
**D	CITY OF NEW YORK GROUP TRUST	0	4.970	4.970
**D	CITY OF NEW YORK GROUP TRUST	0	5.920	5.920
**D	CITY OF NEW YORK GROUP TRUST	0	14.590	14.590
**D	CITY OF NEW YORK GROUP TRUST	0	9.690	9.690
**D	CITY OF NEW YORK GROUP TRUST	0	17.210	17.210
**D	CITY OF NEW YORK GROUP TRUST	0	15.520	15.520
**D	CITY OF NEW YORK GROUP TRUST	0	17.930	17.930
**D	CITY OF NEW YORK GROUP TRUST	0	359.441	359.441
**D	CITY OF NEW YORK GROUP TRUST	0	291.955	291.955
**D	CITY OF NEW YORK GROUP TRUST	0	277.370	277.370
**D	CITY OF NEW YORK GROUP TRUST	0	11.169	11.169
**D	PIMCO EQUITY SERIES: PIMCO RAFI DYNAMIC MULTI-FACTOR INT EQ EFF	0	1.020	1.020
**D	FIDELITY COWINGTON TRUST: FIDELITY TARGETED INT FACTOR ETF	0	717.322	717.322
**D	FIDELITY COMMONWEALTH TRUST II: FIDELITY INTL ENHANCED INDEX FO	0	22.542	22.542
**D	FIDELITY COWINGTON TRUST - FIDELITY INTERNATIONAL HIGH OID EFF	0	4.334	4.334
**D	FIDELITY COWINGTON TRUST-FIDELITY INT VALUE FACTOR ETF	0	42.065	42.065
**D	GTAI PINEBRIDGE LP	0	55.107	55.107
**D	FIDELITY INTERNATIONAL HIGH DIVIDEND INDEX ETF	0	43.840	43.840
**D	PIMCO FUNDS: GLOBAL INVESTORS SERIES PLC	0	13.668	13.668
**D	PIMCO FUNDS: GLOBAL INVESTORS SERIES PLC	0	8.980	8.980
**D	PIMCO FUNDS: GLOBAL INVESTORS SERIES PLC	0	2.659	2.659
**D	PIMCO RAE FUNDAMENTAL INTERNATIONAL FUND LIC	0	685	685
**D	PIMCO EQUITY SERIES: PIMCO DIVIDEND AND INCOME FUND	0	345.652	345.652
**D	PIMCO EQUITY SERIES: PIMCO RAE FUNDAMENTAL INTERNATIONAL FUND	0	91.422	91.422
**D	PRINCIPAL DIVERSIFIED REAL ASSET CIT	0	257.939	257.939
**D	PFM MULTI-MANAGER SERIES TRUST - PFM MULTI-MANAGER INT EQ FD	0	56.805	56.805
**D	ARROWSTREET (CANADA) GLOBAL ALL-COUNTRY FUND I	0	17.738	17.738
**D	ARROWSTREET (CANADA) GLOBAL ALL-COUNTRY FUND II	0	740.907	740.907
**D	ARROWSTREET (CANADA) INTL DEVELOPED MARKET EX US FUND I	0	160.830	160.830
**D	ARROWSTREET (CANADA) GLOBAL WORLD FUND I	0	101.941	101.941
**D	ARROWSTREET (CANADA) INT DEV MARKET EX US ALPHA EXT FD II	0	152.269	152.269
**D	STICHTING PENSIOENFONDS WERK ENRE) INTEGRATIE	0	22.020	22.020
**D	POTRAM WORLD TRUST	0	4.400	4.400
**D	PIMCO GLOBAL MULTI-ASSET FUND	0	10.849	10.849
**D	INTEL CORPORATION RETIREE MEDICAL PLAN TRUST	0	21.006	21.006
**D	ALASKA COMMON TRUST FUND	0	38.854	38.854
**D		0	136.649	136.649

83942/431


*[Handwritten signature]*

Pagina 31

20  
3.214

3.224 Teste:  
10 Azionisti in delega:

Azionisti  
Azionisti proprii





03042/182

LISTA ESITO DELLE VOTAZIONI  
 Oggetto: Attribuzione dell'utile di esercizio.

FAVOREVOLI

Badge	Ragione Sociale	Proprio	Delega	Totale
**D	THRIVENT PARTNER WORLDWIDE ALLOCATION FUND	0	244.360	244.360
**D	THRIVENT PARTNER WORLDWIDE ALLOCATION PORTFOLIO	0	505.840	505.840
**D	RUSSELL INVESTMENTS GLOBAL EQUITY POOL	0	30.800	30.800
**D	RUSSELL INVESTMENTS OVERSEAS EQUITY POOL	0	49.622	49.622
**D	RUSSELL INVESTMENTS MULTI-FACTOR INTERNATIONAL EQUITY POOL	0	14.302	14.302
**D	RUSSELL INSTITUTIONAL FUNDS, LLC-RUSSELL INTL EQUITY FUND	0	36.082	36.082
**D	RUSSELL INSTL FUNDS, LLC-RUSSELL MULTI-ASSET CORE PLUS FUND	0	145.759	145.759
**D	RUSSELL INSTITUTIONAL FUNDS, LLC-RUSSELL GLOB EQ PLUS FUND	0	7.392	7.392
**D	RUSSELL INVESTMENTS OVERSEAS EQUITY FUND	0	19.279	19.279
**D	GOV OF HN THE SULTAN AND YANG DI-PERTAMA OF BRUNEI DARUSSALAM	0	101.056	101.056
**D	BANK OF KOREA	0	236.276	236.276
**D	SCS NAVIGATOR FUND, LLC	0	91.710	91.710
**D	BIMCOR OVERSEAS POOLED FUND	0	62.542	62.542
**D	HONG KONG SPECIAL ADMINISTRATIVE REGION GOVERNMENT-EXCHANGE F	0	132.448	132.448
**D	SCOTIA PRIVATE DIVERSIFIED INTERNATIONAL EQUITY POOL	0	38.714	38.714
**D	DESJARDINS DEVEL EX-USA EX-CANADA MULTIF - CONTROLLED VOL ETF	0	10.652	10.652
**D	SSGA MSCI ACWI EX-USA INDEX NGH-LENDING DAILY TRUST	0	67.510	67.510
**D	HONG KONG HOUSING AUTHORITY	0	45.040	45.040
**D	THE UNIVERSITY OF HONG KONG	0	17.696	17.696
**D	BANK OF KOREA	0	13.520	13.520
**D	STATE STREET IRELAND UNIT TRUST	0	354.809	354.809
**D	STANDARD LIFE INV GLO ABS RETURN STRAT MASTER FOND LTD.	0	562.080	562.080
**D	GEAM - SL LP	0	131.934	131.934
**D	SSGA SPDR ETFS EUROPE I PUBLIC LIMITED COMPANY	0	299.177	299.177
**D	SSGA SPDR ETFS EUROPE II PUBLIC LIMITED COMPANY	0	2.428.849	2.428.849
**D	SIR DAVID TRENCH FUND FOR RECREATION	0	2.930	2.930
**D	SIERRA/TEMPLETON INTERNATIONAL EQUITY TRUST	0	161.772	161.772
**D	SUNSUPER SUPERANNATION FUND	0	408.657	408.657
**D	CALIFORNIA PUBLIC EMPLOYEES RETIREMENT SYSTEM	0	11.221.479	11.221.479
**D	ROMAN CATHOLIC BISHOP OF SPRINGFIELD A CORPORATION SOLE	0	2.905	2.905
**D	DELTABARES S+P INTERNATIONAL MANAGED RISK ETF	0	33.850	33.850
**D	TEACHER RETIREMENT SYSTEM OF TEXAS	0	5.609.042	5.609.042
**D	CALIFORNIA STATE TEACHERS RETIREMENT SYSTEM	0	9.068.981	9.068.981
**D	INTEL RETIREMENT PLANS COLLECTIVE INVESTMENT TRUST	0	127.273	127.273
**D	TEMPLETON INTERNATIONAL EQUITY FUND	0	1.779.918	1.779.918
**D	TENNESSEE CONSOLIDATED RETIREMENT SYSTEM	0	1.251.418	1.251.418
**D	AXA SWISS INSTITUTIONAL FUND - EQUITIES GLOBAL EX SWITZERLAND	0	12.800	12.800
**D	PINEBRIDGE GLOBAL FUNDS	0	92.314	92.314
**D	UNITED GLOBAL RESOURCES FUND	0	7.517	7.517
**D	USS (IREL) ETF PLC	0	37.894	37.894
**D	SO CA BPCW UNIONS AND FOOD EMPLOYEES JOINT PENSION TRUST FUND	0	226.193	226.193
**D	VANGUARD FTSE DEVELOPED EUROPE ALL CAP INDEX ETF	0	42.484	42.484
**D	VANGUARD FTSE DEVELOPED ALL CAP EX NORTH AMERICA INDEX ETF	0	94.227	94.227

LISTA ESITO DELLE VOTAZIONE

Oggetto: Attribuzione dell'utile di esercizio.

FAVOREVOLI

Badge	Ragione Sociale	Proprio	Delega	Totale
**D	VANGUARD DEVEL ALL-CAP EX NORTH AMERICA EQT IND POOLED FUND	0	7.064	7.064
**D	VANGUARD GLOBAL MINIMUM VOLATILITY ETF	0	8.988	8.988
**D	VANGUARD GLOBAL MOMENTUM FACTOR ETF	0	2.073	2.073
**D	VANGUARD GLOBAL VALUE FACTOR ETF	0	6.208	6.208
**D	VANGUARD FTSE DEVEL EX NTH AMER HIGH DIVIDEND YIELD INDEX ETF	0	2.573	2.573
**D	ALLIANZ GLOBAL INVESTORS GMBH FOR ALLIANZGI-FONDS VDB	0	19.392	19.392
**D	VANGUARD INVESTMENTS II COMMON CONTRACTUAL FUND	0	408.366	408.366
**D	VANGUARD INVESTMENTS COMMON CONTRACTUAL FUND	0	295.801	295.801
**D	VANGUARD FTSE DEVELOPED EUROPE INDEX ETF	0	7.838	7.838
**D	HEB SAVINGS & RETIREMENT PLAN TRUST	0	8.596	8.596
**D	THE WELLINGTON TR COM NATIONAL ASS MULT COLLECT INV F TRUST	0	252.460	252.460
**D	THE WELLINGTON TR CO NAT ASS MULT C TR F TA, DEFORT EQ PTF	0	30.449	30.449
**D	WELLINGTON TR CO NAT ASS MULT COMM DIVER INFL HEDGED II	0	51.200	51.200
**D	THE WELLINGTON TR CO NAT ASS MULT COLLECTIVE INV F TRUST II	0	338.164	338.164
**D	WELLINGTON TR CO NAT ASS MULT COMM TR FD TR ENERGY II PORT	0	166.060	166.060
**D	WELLINGTON TST CO NAT ASS MUL COM TST FD TST COM VALUE INF OPP	0	1.064.263	1.064.263
**D	WELLS FARGO BK DECL OF TR EST INV FUNDS FOR EMPLOYEE BEN TR	0	88.114	88.114
**D	WELLS FARGO VT INTERNATIONAL EQUITY FUND	0	135.403	135.403
**D	WELLS FARGO DIVERSIFIED INTERNATIONAL FUND	0	54.608	54.608
**D	WELLS FARGO INTERNATIONAL EQUITY FUND	0	546.375	546.375
**D	WELLS FARGO ADVANTAGE INFLATION-PROTECTED BOND PORTFOLIO	0	16.075	16.075
**D	WISDOMTREE ISSUER PUBLIC LIMITED COMPANY	0	32.676	32.676
**D	WILMINGTON TRUST COLLECTIVE INVESTMENT TRUST	0	1.501.309	1.501.309
**D	WELLINGTON OPPORTUNISTIC INVESTMENT FUND, L.P.	0	17.714	17.714
**D	DIVERSIFIED MARKETS (2010) POOLED FUND TRUST	0	5.194	5.194
**D	WASHINGTON STATE INVESTMENT BOARD	0	6.761.869	6.761.869
**D	WISDOMTREE DYNAMIC CURRENCY HEDGED EUROPE EQUITY FUND	0	5.437	5.437
**D	WISDOMTREE GLOBAL EX-MEXICO EQUITY FUND	0	67.503	67.503
**D	WISDOMTREE INTERNATIONAL HIGH DIVIDEND FUND	0	193	193
**D	WISDOMTREE INTERNATIONAL EQUITY FUND	0	135.631	135.631
**D	WISDOMTREE GLOBAL HIGH DIVIDEND FUND	0	272.628	272.628
**D	WISDOMTREE INTERNATIONAL DIVIDEND EX-FINANCIALS FUND	0	16.098	16.098
**D	WISDOMTREE INTERNATIONAL LARGE-CAP DIVIDEND FUND	0	134.810	134.810
**D	WISDOMTREE INTERNATIONAL MULTIFACTOR FUND	0	188.886	188.886
**D	NEW YORK STATE TEACHERS RETIREMENT SYSTEM	0	9.257	9.257
**D	SMO CORPORATE CLASS INC.	0	1.067.803	1.067.803
**D	SMO GLOBAL EQUITY FUND	0	136.819	136.819
**D	SMO MONTHLY INCOME FUND	0	130.618	130.618
**D	SMO GLOBAL EQUITY FUND	0	63.722	63.722
**D	SMO DIVERSIFIED INCOME PORTFOLIO	0	48.107	48.107
**D	PRUDENTIAL RETIREMENT INSURANCE & ANNUITY COMPANY	0	227.455	227.455
**D	WELLS FARGO BANK	0	29.270	29.270
**D	WELLS FARGO BANK	0	15.159	15.159

83942/283

LISTA ESITO DELLE VOTAZIONE  
 Oggetto: Attribuzione dell'utile di esercizio.

FAVOREVOLI

Badge	Ragione Sociale	Proprio	Delega	Totale
**D	MORTLIFE ASSET MANAGEMENT INTERNATIONAL EQUITY INDEX POOLED F	0	101.287	101.287
**D	SS BK AND TRUST COMPANY INV FUNDS FOR TAXEXEMPT RETIREMENT PL	0	13.581.851	13.581.851
**D	RESOURCE STOCK INDEX COMMON TRUST FUND	0	58.445	58.445
**D	SSGA ACWI INTEGR ALPHA SELECT NON-LENDING CP COMMON TRUST F	0	51.037	51.037
**D	SSGA RUSSELL FD GL EX-US INDEX NONLENDING CP COMMON TRUST FUND	0	79.632	79.632
**D	SSGA S+P GLB LARGEMIDCAP NAT RES INDSX NON-LEND CP COMN TR F	0	255.405	255.405
**D	SSGA FTSE RAFI DEVELOPED 1000 INDEX NON-LENDING COMMON TR F	0	53.068	53.068
**D	STATE STREET GLOBAL MANAGED VOL ALPHA NON-LENDING COM TRUST FD	0	99.835	99.835
**D	SS FTSE DEV COMPREHENSIVE FACTOR IND NON-LENDING COMMON TRU FD	0	63.449	63.449
**D	STATE STREET RABT DEVELOP EX-US INDSX NON-LENDING COMMON TRU FD	0	17.753	17.753
**D	SSGA MLL COUNTRY W EX-US INTEGR ALPHA SEL NON-LEND COMN TR F	0	157.631	157.631
**D	SSGA HSCI EUROPE SCREENED INDEX NON-LENDING COMMON TRUST FUND	0	240.692	240.692
**D	MSCI EAFE PROV SCREENED INDEX NON - LENDING COMMON TR FUND	0	43.302	43.302
**D	VANGUARD ENERGY FUND	0	466.698	466.698
**D	VANGUARD TOTAL WORLD STOCK INDEX FUND	0	818.047	818.047
**D	VANGUARD DEVELOPED MARKETS INDEX FUND	0	15.135.595	15.135.595
**D	MULTICOOPERATION SICAV	0	16.701	16.701
**D	UBS ETF	0	8.737	8.737
**D	UBS ETF	0	370.970	370.970
**D	UBS ETF	0	2.128	2.128
**D	UBS ETF	0	3.707	3.707
**D	UBS ETF	0	1.332	1.332
**D	UBS ETF	0	61.404	61.404
**D	UBS ETF	0	489	489
**D	UBS ETF	0	9.893	9.893
**D	MONETARY AUTHORITY OF SINGAPORE	0	12.631	12.631
**D	BLACKROCK NATURAL RESOURCES TRUST	0	594.136	594.136
**D	ISHARES MSCI EAFE INTERNATIONAL INDEX FUND	0	105.425	105.425
**D	BLACKROCK ENERGY AND RESOURCES TRUST	0	1.412.992	1.412.992
**D	BLACKROCK RESOURCES AND COMMODITIES STRATEGY TRUST	0	458.300	458.300
**D	COLLEGE RETIREMENT EQUITIES FUND	0	576.800	576.800
**D	COLLEGE RETIREMENT EQUITIES FUND	0	2.990.309	2.990.309
**D	TJTA-CREF INTERNATIONAL EQUITY INDEX FUND	0	245.237	245.237
**D	BRIGHTHOUSE FUNDS TRUST I -MFS RESEARCH INTERNATIONAL PTF	0	2.074.065	2.074.065
**D	CONAGRA FOODS MASTER PENSION TRUST	0	901.865	901.865
**D	PACE INTERNATIONAL EQUITY INVESTMENTS	0	63.692	63.692
**D	RUSSELL INVESTMENT COMPANY - RUSSELL INTERN DEVELOPED MKT F	0	586.801	586.801
**D	RUSSELL INVESTMENT COMPANY RUSSELL GLOBAL EQUITY FUND	0	290.143	290.143
**D	REGIME DE RETRAITE DE L'UNIVERSITE DE MONTREAL	0	90.367	90.367
**D	MERCY HEALTH	0	328.154	328.154
**D	BOSTON RETIREMENT SYSTEM	0	95.062	95.062
**D	VALIC COMPANY I - INTERNATIONAL EQUITIES FUND	0	161.233	161.233
**D		0	181.577	181.577

83942/186

LISTA ESITO DELLE VOTAZIONE

Oggetto: Attribuzione dell'utile di esercizio.

FAVOREVOLI

Badge	Ragione Sociale	Proprio	Delega	Totale
**D	VALIC COMPANY I INTERNATIONAL VALUE FUND	0	1.183.672	1.183.672
**D	VALIC COMPANY I - GLOBAL STRATEGY FUND	0	204.179	204.179
**D	BRIGHTHOUSE FUNDS TRUST II - METLIFE MSCI EMFE INDEX PTF	0	184.398	184.398
**D	STATE OF MINNESOTA	0	1.388.478	1.388.478
**D	RUSSELL INVESTMENT FUNDS INTERNATIONAL DEVELOPED MARKETS FUND	0	40.582	40.582
**D	ALAMEDA COUNTY EMPLOYEES' RETIREMENT ASSOCIATION	0	970.366	970.366
**D	MERCER NON-US CORE EQUITY FUND	0	619.796	619.796
**D	TRANSAMERICA TSW INTERNATIONAL EQUITY VP	0	619.796	619.796
**D	JOHN HANCOCK LIFE AND HEALTH INSURANCE COMPANY	0	131.696	131.696
**D	MASSUTRAL SELECT OVERSERS FUND	0	7.445	7.445
**D	MML FOREIGN FUND	0	208.165	208.165
**D	SPDR MSCI ACWI EX-US ETF	0	438.653	438.653
**D	SPDR S&P WORLD (EX-US) ETF	0	218.920	218.920
**D	ORANGE COUNTY EMPLOYEES RETIREMENT SYSTEM	0	621.511	621.511
**D	MORGAN STANLEY INSTITUTIONAL EP TR - GLOBAL STRATEGIST PTF	0	152.007	152.007
**D	MORGAN STANLEY VAR INS FUND, INC. GLOBAL STRATEGIST PORTFOLIO	0	10.807	10.807
**D	ONTARIO TEACHERS PENSION PLAN BOARD	0	1.280	1.280
**D	EUROPE INVESTMENT FUND	0	1.288.759	1.288.759
**D	BRANDES GLOBAL BALANCED FUND	0	73.038	73.038
**D	BRANDES INTERNATIONAL EQUITY FUND	0	17.559	17.559
**D	BRANDES GLOBAL EQUITY FUND	0	212.895	212.895
**D	SIONNA CANADIAN BALANCED FUND	0	306.954	306.954
**D	PACIFIC SELECT FUND INTERNATIONAL VALUE PORTFOLIO	0	24.704	24.704
**D	PACIFIC SELECT FUND INTERNATIONAL LARGE CAP PORTFOLIO	0	2.050.945	2.050.945
**D	WELLINGTON DIVERSIFIED INFLATION HEDGES FUND	0	988.377	988.377
**D	EMPLOYERS RETIREMENT SYSTEM OF THE CITY OF PROVIDENCE	0	445.215	445.215
**D	MERCY HEALTH RETIREMENT TRUST	0	74.138	74.138
**D	WELLINGTON TR CO MAT ASS MOLT COMMON TR F TR REAL ASSET PTF	0	47.671	47.671
**D	WELLINGTON TR CO MAT ASS COM TR F TR DIVERS INFLATION HDG PTF	0	21.018	21.018
**D	NORFOLK COUNTY RETIREMENT SYSTEM	0	727.751	727.751
**D	SPDR STOXX EUROPE 50 ETF	0	48.074	48.074
**D	SPDR DJ EURO STOXX 50 ETF	0	102.487	102.487
**D	INTERNATIONAL ALPHA SELECT COMMON TRUST FUND	0	2.038.153	2.038.153
**D	COMMON TRUST ITALY FUND	0	163.122	163.122
**D	WORLD INDEX PLUS SECURITIES LENDING COMMON TRUST FUND	0	2.198.648	2.198.648
**D	ISHARES II PUBLIC LIMITED COMPANY	0	35.867	35.867
**D	ISHARES PUBLIC LIMITED COMPANY	0	6.735.902	6.735.902
**D	ISHARES V PUBLIC LIMITED COMPANY	0	1.058.949	1.058.949
**D	ISHARES III PUBLIC LIMITED COMPANY	0	185.390	185.390
**D	ISHARES VI PUBLIC LIMITED COMPANY	0	1.593.742	1.593.742
**D	ISHARES IV PUBLIC LIMITED COMPANY	0	201.202	201.202
**D	ISHARES-VII PLC	0	1.540.032	1.540.032
**D	ABN AMRO MULTI-MANAGER FUNDS	0	3.650.642	3.650.642
**D		0	1.630.164	1.630.164

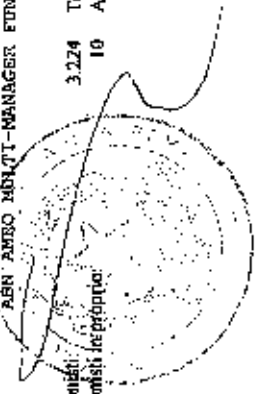
83942/195

*[Handwritten signature]*

Pagina 35

20  
3.214

Azionisti: 3.224  
Azionisti in delega: 10



033942/1486

LISTA ESITO DELLE VOTAZIONE

Oggetto: Attribuzione dell'utile di esercizio.

FAVOREVOLI

Badge	Ragione Sociale	Proprio	Delega	Totale
**D	BLACKROCK AM DE FOR ISHARES EURO STOXX UCITS ETF (DE)	0	933.696	933.696
**D	BLACKROCK AM DE FOR ISHARES STOXX EUROPE 50 UCITS ETF (DE)	0	107.057	107.057
**D	BLACKROCK AM DE FOR ISHES STOXX EUROPE LARGE 200 UCITS ETF (DE)	0	41.239	41.239
**D	ISHARES I INV MIT TGV F ISHS ST EUROPE500 OIL+GAS UCITS ETF DE	0	3.181.882	3.181.882
**D	BLACKROCK AM DE FOR ISHARES STOXX EUROPE 500 UCITS ETF (DE)	0	1.689.466	1.689.466
**D	NAT WEST+BEP SERV LTD BK PLC AS TRUSTEE O LF PAUL EURO QIS FD	0	436.869	436.869
**D	PACE INTERNATIONAL EQUITY INVESTMENTS	0	327.069	327.069
**D	MONETARY AUTHORITY OF SINGAPORE FUND	0	449.047	449.047
**D	MANAGED PENSION FUNDS LIMITED	0	1.632.568	1.632.568
**D	SCOTTISH WIDOWS OVERSEAS GROWTH INV F ICVC - EURO GROWTH F	0	459.846	459.846
**D	SCOTTISH WIDOWS OVERSEAS GROWTH INV FUNDS ICVC-GLOBAL GROW F	0	148.621	148.621
**D	SCOTTISH WIDOWS INV SOLUTIONS F ICVC- EUROPEAN (EX UK) EQ FD	0	647.314	647.314
**D	THE TRUSTEES OF ELECTRONIC DATA SYSTEMS 1994 PENSION SCHEME	0	13.821	13.821
**D	THE TRUSTEES OF ELECTRONIC DATA SYSTEMS LTD RETIREMENT PLAN	0	41.895	41.895
**D	STICHTING PENSIOERFONDS CHEMOURS NEDERLAND	0	17.673	17.673
**D	BMO INVESTMENT FUNDS (UK) ICVC IV SMO GLOBAL EQUITY FUND	0	180.038	180.038
**D	STATE STREET TRUSTEES LIMITED ATF FT MILTON INCOME FUND	0	77.200	77.200
**D	THE TRUSTEES OF GOLEMAN SACHS UK RETIREMENT PLAN	0	8.770	8.770
**D	M+G INVESTMENT FUNDS (1) - M+G EUROPEAN INDEX TRACKER FUND	0	38.432	38.432
**D	M+G INVESTMENT FUNDS (7) - M+G GLOBAL CONVERTIBLES FUND	0	142.032	142.032
**D	NATIONAL TRUST FOR SCOTLAND	0	57.286	57.286
**D	THE TRUSTEES OF THE CARMELIA TRUST FOR DNI OF SCOTLAND	0	208.566	208.566
**D	MGM INV FUNDS U.K. ICVC - DMCA EUROPEAN SCL EQ FUND	0	36.000	36.000
**D	VANGUARD INV EDS ICVC-VANG ETSE DEV MOR LB EX - UK EQT IND FD	0	449.707	449.707
**D	VANGUARD INV F ICVC-VANGUARD FTSE DEV EUROPE EX-UK EQ INDEX F	0	893.210	893.210
**D	VANGUARD INV FUNDS ICVC-VANGUARD FTSE GLOB ALL CAP IND FUND	0	9.852	9.852
**D	PUBLIC AUTHORITY FOR SOCIAL INSURANCE	0	21.443	21.443
**D	MULTI-MANAGER ICVC - MULTI-MANAGER UK EQUITY INCOME FUND	0	223.178	223.178
**D	MULTI-MANAGER ICVC MULTI-MANAGER UK EQUITY GROWTH FUND	0	17.043	17.043
**D	SCOTTISH WIDOWS INV SOL F ICVC- FUNDAMENTAL INDEX GLE EQ F	0	675.626	675.626
**D	STATE STREET INTERNATIONAL SOCIETIES INDEX TRUST	0	82.790	82.790
**D	EMERGENCY SERVICES SUPERANNUATION SCHEME	0	11.281	11.281
**D	SATON VANCE (AUSTRALIA) HERXVEST ALL-COUNTRY GL EQUITY FUND	0	2.557	2.557
**D	FIRST STATE SUPERANNUATION SCHEME	0	382.320	382.320
**D	MFS LOW VOLATILITY GLOBAL EQUITY FUND	0	1.143	1.143
**D	RUSSELL INVESTMENTS TAX EFFECTIVE GLOBAL SHARES FUND	0	31.191	31.191
**D	PINBRIDGE GLOBAL DYNAMIC ASSET ALLOCATION FUND	0	51.673	51.673
**D	STATE STREET GLOBAL EQUITY FUND	0	55.032	55.032
**D	CSUPER	0	48.779	48.779
**D	UBS IQ MSCI WORLD EX AUSTRALIA ETHICAL ETF	0	2.417	2.417
**D	UBS IQ MSCI EUROPE ETHICAL ETF	0	3.209	3.209
**D	VFMC INTERNATIONAL EQUITY TRUST 1	0	19.543	19.543
**D	VFMC INTERNATIONAL EQUITY TRUST 2	0	40.590	40.590

LISTA ESITO DELLE VOTAZIONE  
 Oggetto: Attribuzione dell'utile di esercizio.

FAVOREVOLI

Badge	Ragione Sociale	Proprio	Delega	Totale
**D	ARROWSTREET (CANADA) GLOBAL ALL-COUNTRY ALPHA ESTENSIONE FUND I	0	18.705	18.705
**D	ARROWSTREET (CANADA) GLOBAL GLOBAL WORLD ALPHA EXTENSION FUND I	0	30.458	30.458
**D	CANADA PENSION PLAN INVESTMENT BOARD	0	38.521	38.521
**D	FLOURISH INVESTMENT CORPORATION	0	2.099.093	2.099.093
**D	PEOPLE'S BANK OF CHINA	0	3.119.129	3.119.129
**D	CMERS ADMINISTRATION CORPORATION FUND	0	753.967	753.967
**D	CATHOLIC ENDOWMENT FUND, LP	0	12.378	12.378
**D	DE SHAW OCULOS INTERNATIONAL INC	0	16.921	16.921
**D	GIN EUROPEAN CAYMAN FORD LIMITED	0	68.028	68.028
**D	GIN FORT STR FOR-EUR BY NLG-SHED (DEP6)	0	76.287	76.287
**D	SPARINVEST EUROPEAN VALUE	0	497.261	497.261
**D	SPARINVEST GLOBAL VALUE	0	98.030	98.030
**D	ALICE A PROIETTI FAMILY TRUST UAD 09/27/13	0	2.546	2.546
**D	AMERGEN CLINTON NUCLEAR POWER PLANT NONQUALIFIED FUND	0	5.126	5.126
**D	ALM 2010 FAMILY TRUST	0	106.618	106.618
**D	BAC SYSTEMS PENSION FUNDS COMMON INVESTMENT FUND	0	100.381	100.381
**D	MASTER TRUST FOR CERTAIN TAX-QUALIFIED BECHTEL RET PLANS	0	63.212	63.212
**D	THE BOEING COMPANY EMPLOYEES SAVINGS PLANS MASTER TRUST	0	221.135	221.135
**D	BECHTEL NR PROGRAM PENSION MASTER TRUST	0	13.385	13.385
**D	BATTELLE MEMORIAL INSTITUTE	0	14.100	14.100
**D	TRUST FOR THE PENSION PLAN OF THE CHUBB CORPORATION	0	56.294	56.294
**D	CALIFORNIA COMMUNITY FOUNDATION	0	8.350	8.350
**D	CYSTIC FIBROSIS FOUNDATION	0	61.964	61.964
**D	CHURCH OF ENGLAND INVESTMENT FUND FOR PENSION	0	47.282	47.282
**D	DAUGHTERS OF CHARITY OF ST VINCENT DE PAUL PROV OF THE WEST	0	70.527	70.527
**D	ACORN 1998 TRUST	0	2.631	2.631
**D	EKELON PEACH BOTTOM UNIT 1 QUALIFIED FUND	0	917	917
**D	ERINA GLAZER	0	11.200	11.200
**D	EKELON FITZPATRICK QUALIFIED FUND	0	12.088	12.088
**D	JOSHUA GREEN CORPORATION	0	9.292	9.292
**D	HONEYWELL SAVINGS AND OWNERSHIP PLAN MASTER TRUST	0	11.252	11.252
**D	JTW TRUST NO. 3 UAD 9/19/02	0	12.024	12.024
**D	JTW TRUST NO. 1 UAD 9/19/02	0	8.181	8.181
**D	JTW TRUST NO. 5 UAD 9/19/02	0	4.210	4.210
**D	JTW INVESTMENTS LLC	0	145.545	145.545
**D	NEW CHURCH INVESTMENT FUND	0	4.800	4.800
**D	NNPF CONTRACTOR DE MASTER TRUST	0	102.364	102.364
**D	NOVANT HEALTH INC	0	22.898	22.898
**D	PEPSICO, INC. MASTER TRUST	0	267.659	267.659
**D	NTCC COLLECTIVE FUNDS FOR EMPLOYEE BENEFIT TRUSTS	0	668.423	668.423
**D	SANFORD UNIVERSITY PENSION PLAN TRUST	0	2.423	2.423
**D	S. ROBSON-MALTON 1999 CHILDRENS TRUST	0	3.171	3.171
**D	THOMAS L. WATSON FAMILY TRUST UAD 03/19/13	0	2.268	2.268

83942/1187

*[Handwritten signature]*

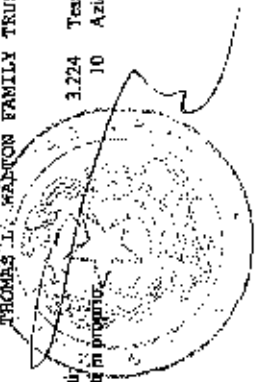
*[Handwritten signature]*

Pagina 37

20  
3.214

Azionisti in proprio: 3.224  
 Azionisti in delega: 10

Totale: 3.224



LISTA ESITO DELLE VOTAZIONE  
 Oggetto: Attribuzione dell'utile di esercizio.

FAVOREVOLI

Badge	Ragione Sociale	Proprio	Delega	Totale
**D	RETIREMENT PLAN FOR CITY OF TAMPA GENERAL EMPLOYEES	0	48.262	48.262
**D	VIRGINIA C. MARS REVOCABLE TRUST DATED AUGUST 6, 1991	0	1.758	1.758
**D	HRW TRUST NO 2 UAD 01/17/03	0	11.295	11.295
**D	HRW TESTAMENTARY TRUST NO. 10	0	15.313	15.313
**D	WHEELS COMMON INVESTMENT FUND	0	24.153	24.153
**D	S. ROBSON WALTON 2010 TRUST	0	4.472	4.472
**D	EXELON CORPORATION EMPLOYEES BENEFIT TRUST FOR MKG EMPL	0	53.599	53.599
**D	EXELON CORPORATION PENSION MASTER RETIREMENT TRUST	0	767.339	767.339
**D	PECO ENERGY COMPANY RETIREE MEDICAL TRUST	0	46.374	46.374
**D	EXELON CORPORATION NUCLEAR DECOMMISSION TRUST - NON TAX QUAL	0	657	657
**D	STUART L. WALTON FAMILY TRUST UAD 3/19/13	0	4.379	4.379
**D	S. ROBSON WALTON 2009 GRAT NO. 4 ARTICLE II TRUST	0	5.023	5.023
**D	JOHN T WALTON FAMILY TRUST	0	21.689	21.689
**D	USAA MASTER TRUST (PENSION AND RSP)	0	12.931	12.931
**D	BANK OF BOTSWANA	0	30.846	30.846
**D	CITY OF CLEARWATER EMPLOYEE'S PENSION FUND	0	79.600	79.600
**D	FIREMEN'S ANNUITY & BENEFIT FUND OF CHICAGO	0	102.602	102.602
**D	SAPTIST FOUNDATION OF TEXAS DBA HIGHGROUND ADVISORS	0	143.669	143.669
**D	INTERNATIONAL MONETARY FUND RETIRED STAFF BENEFITS INVESTMENT	0	15.104	15.104
**D	LINCOLNSHIRE COUNTY COOUNCIL PENSION FUND	0	48.129	48.129
**D	MERCY INVESTMENT SERVICES, INC	0	14.978	14.978
**D	MONSANTO COMPANY MASTER PENSION TRUST	0	103.867	103.867
**D	ASCENSION HEALTHCARE MASTER PENSION TRUST	0	334.063	334.063
**D	PENSION BONDS-UNITED CHURCH OF CHRIST	0	9.393	9.393
**D	PENSION BONDS-UNITED CHURCH OF CHRIST	0	34.024	34.024
**D	PUBLIC PENSION AGENCY	0	1.140.243	1.140.243
**D	PUBLIC PENSION AGENCY	0	81.275	81.275
**D	STATE OF UTAH, SCHOOL AND INSTITUTIONAL TRUST FUNDS	0	56.900	56.900
**D	FIREMEN'S RETIREMENT SYSTEM OF ST. LOUIS	0	36.589	36.589
**D	MS TR AGREE ON VAR EMPL BEN PL UNIL US INC & ITS SUB & AFF	0	35.397	35.397
**D	MTCC WELLINGTON EUROPE CONTRARIAN VALUE FUND AFGT	0	23.617	23.617
**D	THE BOARD OF MANAGEMENT OF THE CHINESE PERMANENT CEMETERIES	0	3.499	3.499
**D	BEAT DRUGS FUND ASSOCIATION	0	2.943	2.943
**D	HOSPITAL AUTHORITY PROVIDENT FUND SCHEME	0	660.339	660.339
**D	HONG KONG SAS GOVERNMENT EXCHANGE FUND	0	2.930.439	2.930.439
**D	BANK NEGARA MALAYSIA	0	177.246	177.246
**D	ATIVO INTERNATIONAL EQUITY FUND LP	0	42.030	42.030
**D	BUNTING INTERNATIONAL DEVELOPED EQUITY TE LLC	0	1.697	1.697
**D	CARROLL AVENUE PARTNERS LLC	0	1.091	1.091
**D	CARNELLIAN INVESTMENT MANAGEMENT LLC	0	40.491	40.491
**D	CHCP GLOBAL SECURITIES LP	0	198	198
**D	DODDINGTON GLOBAL FUND LLC	0	181.843	181.843
**D	DYNASTY INVEST, LTD	0	5.959	5.959

83942/188

LISTA ESITO DELLE VOTAZIONE  
 Oggetto: Attribuzione dell'utile di esercizio.

FAVOREVOLI


Badge	Regione Sociale	Proprio	Delega	Totale
**D	EVA VALLEY MA1 LLC	0	19.292	19.292
**D	FISHER INVESTMENTS TRUST	0	121.576	121.576
**D	FOURTH AVENUE INVESTMENT COMPANY.	0	9.859	9.859
**D	FIDDLER PARTNERS LLC	0	1.275	1.275
**D	THE BUNTING FAM INT DEVELOPED EQUITY LIMITED LIABILITY CO	0	3.166	3.166
**D	BRANDES INVESTMENT PARTNERS, LP 401(K) PLAN	0	26.191	26.191
**D	INTERNATIONAL EXPATRIATE BENEFIT MASTER TRUST	0	12.536	12.536
**D	HOSIAM FAMILY INVESTMENT PARTNERSHIP	0	1.580	1.580
**D	INTERVENTURE EQUITY INVESTMENTS LIMITED	0	35.156	35.156
**D	THE JROT MASTER INVESTMENT PARTNERSHIP LLP	0	6.293	6.293
**D	K ARIAS INVESTMENTS SH LIMITED	0	22.650	22.650
**D	NTGI-QM COMMON DAILY ENAF INDEX FUND - NON LENDING	0	300.417	300.417
**D	LAKE AVENUE INVESTMENTS, LLC	0	111.083	111.083
**D	LEGAL & GENERAL MSCI EAFE FUND, LLC	0	102.497	102.497
**D	LEHMAN-STAMM FAMILY PARTNERS LLC	0	177	177
**D	LTV GROUP HOLDINGS, LLC	0	57.102	57.102
**D	LUNA LLC	0	1.264	1.264
**D	LOY PARTNERSHIP, LLC	0	20.125	20.125
**D	82A HOLDINGS, LLC	0	8.667	8.667
**D	OMEGA FEIP LIMITED PARTNERSHIP	0	574	574
**D	PRO-GEN INVESTMENTS LLC	0	22.310	22.310
**D	CINDY SPRINGS, LLC	0	69.986	69.986
**D	MA 94 B SHARES, LP	0	87.961	87.961
**D	NTGI-QM COMMON DAILY ALL COUNTR EX-US INV MKT INDEX F NORLEND	0	70.855	70.855
**D	80M LIQUID LLC	0	36.563	36.563
**D	RAMI PARTNERS, LLC	0	212.575	212.575
**D	SALIX, LLC	0	2.858	2.858
**D	SENTINEL INTERNATIONAL FUND	0	4.644	4.644
**D	SENTINEL INTERNATIONAL TRUST	0	17.906	17.906
**D	STATES OF GOERNEY SUPERANNDATION FUND	0	114.792	114.792
**D	TANYA AND CHARLES BRANDES FOUNDATION	0	10.623	10.623
**D	SIM GLOBAL BALANCED TRUST	0	1.145	1.145
**D	SILVER GROWTR FUND, LP	0	1.793	1.793
**D	GLOBAL BOND FUND	0	56.887	56.887
**D	MS FUND LP	0	58.466	58.466
**D	HF FOND, LP	0	20.840	20.840
**D	PCM INTERNATIONAL LLC	0	7.137	7.137
**D	SHIMODA HOLDINGS, LLC	0	14.282	14.282
**D	MALACHITE 35 TRUST	0	3.368	3.368
**D	801 INVESTMENTS LLC	0	17.949	17.949
**D	ASCENSION ALPHA FUND, LLC	0	684.732	684.732
**D	BRANDES INSTITUTIONAL EQUITY TRUST	0	787.731	787.731
**D	GOVERNMENT OF QUAM RETIREMENT FUND	0	49.160	49.160

Pagina 39

28  
3214

Azionisti: 3224 Tesic: 10  
 Azionisti in delega: 10

03 09 4 2/189





83942/1190

LISTA ESITO DELLE VOTAZIONE  
Oggetto: Attribuzione dell'utile di esercizio.

FAVOREVOLI

Badge	Ragione Sociale	Proprio	Delega	Totale
**D	K INVESTMENTS SH LIMITED	0	382.367	382.367
**D	LEGAL & GENERAL MSCI EAFE SL FUND, LLC	0	93.287	93.287
**D	NTGI-QM COMMON DAILY EAFE INDEX FUND - LENDING	0	180.657	180.657
**D	NTGI - QM COMM DAILY ALL COUNTRY WD EX-US EQ INDEX F - LEND	0	116.493	116.493
**D	NTCC COLLECTIVE FUNDS FOR GRANVOR TRUSTS	0	17.540	17.540
**D	UNITED NATIONS JOINT STAFF PENSION FUND	0	2.000.000	2.000.000
**D	THE PUBLIC INSTITUTION FOR SOCIAL SECURITY	0	1.366.742	1.366.742
**D	THE PUBLIC INSTITUTION FOR SOCIAL SECURITY	0	129.315	129.315
**D	THE PUBLIC INSTITUTION FOR SOCIAL SECURITY	0	210.985	210.985
**D	INTERNATIONAL MONETARY FUND STAFF RETIREMENT PLAN	0	76.988	76.988
**D	UNIT NAT RELIEF AND WORKS AG FOR PALEST REF IN THE NEAR EAST	0	22.034	22.034
**D	MORNIAN INTERNATIONAL EQUITY FUND L.P.	0	6.254.153	6.254.153
**D	MONDRIAN ALL COUNTRIES WORLD EX-US EQUITY FUND LP	0	1.562.168	1.562.168
**D	NATIONAL COUNCIL FOR SOCIAL SECURITY FUND, P.R.C	0	771.759	771.759
**D	NGEE ANR POLYTECHNIC	0	7.385	7.385
**D	THE NATIONAL UNIVERSITY OF SINGAPORE	0	6.069	6.069
**D	FIDELITY SALEM STREET TRUST: FIDELITY FLEX INTERN INDEX FUND	0	38.364	38.364
**D	FIDELITY SALEM STREET TRUST FIDELITY SERIES GLOBAL EX U.S. INDEX FUND	0	851.996	851.996
**D	FISHER INVESTMENTS GLOBAL TOTAL RETURN UNIT TRUST FUND	0	2.072	2.072
**D	HAGFORS LIMITED	0	20.416	20.416
**D	STICHTING BAOE SKY LIQUID ASSET FUNDS	0	289.162	289.162
**D	NEW ZEALAND SUPERANNOATION FUND	0	894.680	894.680
**D	ARIA CO PTY LTD AS TRUSTEE FOR COMBINED INVESTMENTS FUND	0	791.448	791.448
**D	ARJA INVESTMENTS TRUST	0	218.397	218.397
**D	MERCER OSS TRUST	0	131.150	131.150
**D	OIC INTERNATIONAL EQUITIES FUND	0	20.299	20.299
**D	GOVERNMENT EMPLOYEES SUPERANNOATION BOARD	0	50.922	50.922
**D	LORD MAYORS CHARITABLE FUND	0	2.062	2.062
**D	QUEENSLAND INVESTMENT TRUST NO.2	0	44.447	44.447
**D	RIVER AND MERCANTILE GLOBAL HIGH ALPHA FUND	0	19.667	19.667
**D	AECOM DC RETIREMENT PLANS SMA MASTER TRUST	0	295.763	295.763
**D	AMERICAN MEDICAL ASSOCIATION	0	133.376	133.376
**D	BLUE SHIELD OF CALIFORNIA EMPLOYEES' RETIREMENT PLAN	0	77.749	77.749
**D	CALIFORNIA PHYSICIANS SERVICE O/B/A BLUE SHIELD OF CALIFORNIA	0	251.644	251.644
**D	CATERPILLAR INVESTMENT TRUST	0	91.464	91.464
**D	CATERPILLAR INC MASTER RETIREMENT TRUST	0	293.181	293.181
**D	CENTURYLINK, INC. DEFINED CONTRIBUTION PLAN MASTER TRUST	0	91.466	91.466
**D	THE NORTHERN TRUST COMPANY SUB-ADVISED COLLECTIVE FUNDS TRUST	0	79.791	79.791
**D	DOMINION RESOURCES INC. MASTER TRUST	0	107.448	107.448
**D	EXELON CORPORATION DEF CONTRIBUTION RET PLANS MASTER TR	0	253.261	253.261
**D	FRANCISCAN ALLIANCE, INC	0	68.011	68.011
**D	FRANCISCAN ALLIANCE, INC	0	89.369	89.369
**D	FORD MOTOR COMPANY DEFINED BENEFIT MASTER TRUST	0	91.925	91.925

LISTA ESITO DELLE VOTAZIONE  
 Oggetto: Attribuzione dell'utile di esercizio.

FAVOREVOLI

Badge	Ragione Sociale	Proprio	Delega	Totale
**D	THE HEALTH FOUNDATION	0	36.386	36.386
**D	JOHN E FETZER INSTITUTE INC	0	8.157	8.157
**D	JTW TRUST NO. 4 DAD 9/19/02	0	15.764	15.764
**D	JTW TRUST NO. 2 DAD 9/19/02	0	11.424	11.424
**D	THE TRUSTEES OF THE LEVERHULME TRUST	0	96.575	96.575
**D	THE TRUSTEES OF THE LEVERHULME TRUST	0	100.100	100.100
**D	LOCKNEED MARTIN CORPORATION MASTER RETIREMENT TRUST	0	330.165	330.165
**D	LSC SAVINGS TRUST	0	38.128	38.128
**D	COMMONWEALTH OF MASSACHUSETTS EMPLOYERS DEFERRED COMP PLAN	0	76.767	76.767
**D	MICHIGAN CATHOLIC CONFERENCE MASTER PENSION TRUST	0	8.786	8.786
**D	MARY K MCDOULSTON MCCAW	0	4.190	4.190
**D	MUNSAMPO COMP DEFINED CONTRIB AND EMPLOYEE STOCK OWNERSHIP TR	0	113.214	113.214
**D	MICHIGAN CATHOLIC CONFERENCE	0	3.823	3.823
**D	ACTIVE M INTERNATIONAL EQUITY FUND	0	345.225	345.225
**D	NORTHERN FUNDS - INTERNATIONAL EQUITY INDEX FUND	0	977.513	977.513
**D	MASTER TR AGREE BETWEEN PFIZER INC AND THE NORTHERN TR CO	0	869.514	869.514
**D	MASTER TR AGREE BETWEEN PFIZER INC AND THE NORTHERN TR CO	0	32.110	32.110
**D	PRESBYTERIAN CHURCH (USA) FOUNDATION	0	25.795	25.795
**D	NORTHERN TRUST GLOBAL INVESTMENTS COLLECTIVE FUNDS TRUST	0	5.525.187	5.525.187
**D	NATIONAL RAILROAD RETIREMENT INVESTMENT TRUST	0	272.910	272.910
**D	1999 VOL. RMPL BEN ASS NON-REPR ENPL OF SOUT CAL EDISON CO	0	5.099	5.099
**D	SAMFORD UNIVERSITY	0	3.436	3.436
**D	TEXAS CHRISTIAN UNIVERSITY	0	34.607	34.607
**D	TE CONNECTIVITY CORP RET SAVINGS AND INVESTMENT PLAN TRUST	0	38.816	38.816
**D	THE TRUSTEES OF THE HENRY SMITH CHARITY	0	72.486	72.486
**D	TRINITY COLLEGE CAMBRIDGE	0	18.034	18.034
**D	THE UNIVERSITY OF ARKANSAS FOUNDATION, INC	0	11.309	11.309
**D	HRW TESTAMENTARY TRUST NO 3	0	17.512	17.512
**D	HRW TESTAMENTARY TRUST NO 1	0	6.424	6.424
**D	HRW TESTAMENTARY TRUST NO. 11	0	7.065	7.065
**D	W.K. KELLOGG FOUNDATION	0	11.400	11.400
**D	STEELWORKERS PENSION TRUST	0	75.200	75.200
**D	THE WALTON FAMILY FOUNDATION	0	219.328	219.328
**D	HRW TESTAMENTARY TRUST NO 6	0	18.087	18.087
**D	HRW TESTAMENTARY TRUST NO 4	0	8.615	8.615
**D	HRW TESTAMENTARY TRUST NO. 9	0	14.155	14.155
**D	HRW TESTAMENTARY TRUST NO. 8	0	16.391	16.391
**D	HRW TESTAMENTARY TRUST NO 2	0	30.008	30.008
**D	HRW TESTAMENTARY TRUST NO. 7	0	14.324	14.324
**D	HRW TRUST NO 4 DAD 01/17/03	0	9.542	9.542
**D	H60-TESTAMENTARY TRUST NO 5	0	7.161	7.161
**D	HRW TESTAMENTARY TRUST NO. 12	0	6.672	6.672
**D	H60-TRUST NO 3 DAD 01/17/03	0	11.924	11.924

33942/1192

*[Handwritten signature]*


*[Handwritten signature]*

Pagina 41

20  
3.214

Azionisti: 13.224  
 Azionisti in delega: 10

Teste:



## LISTA ESITO DELLE VOTAZIONI

Oggetto: Attribuzione dell'utile di esercizio.

## FAVOREVOLI

Badge	Ragione Sociale	Proprio	Delega	Totale
**D	GUIDESTONE FUNDS INTERNATIONAL EQUITY FUND	0	687.633	687.633
**D	AMERICAN HONDA MASTER RETIREMENT TRUST	0	329.871	329.871
**D	CHEVRON MASTER PENSION TRUST	0	51.546	51.546
**D	CHEVRON MASTER PENSION TRUST	0	66.731	66.731
**D	CAMPBELL PENSION PLANS MASTER RETIREMENT TRUST	0	63.290	63.290
**D	CITY OF MILWAUKEE EMPLOYEES RETIREMENT SYSTEM	0	489.990	489.990
**D	CENTORLINK, INC. DEFINED BENEFIT MASTER TRUST	0	141.833	141.833
**D	PUBLIC EMPLOYEES RETIREMENT ASSOCIATION OF COLORADO	0	2.462.701	2.462.701
**D	CSAA INSURANCE EXCHANGE	0	110.109	110.109
**D	CITY OF AUSTIN EMPLOYEES RETIREMENT SYSTEM	0	4.616	4.616
**D	EMPLOYEES RETIREMENT FUND OF THE CITY OF DALLAS	0	19.310	19.310
**D	DUKE ENERGY CORPORATION MASTER RETIREMENT TRUST	0	109.161	109.161
**D	A.L.DUFONT TESTAMENTARY TRUST	0	57.552	57.552
**D	EAST BAY MUNICIPAL UTILITY DISTRICT	0	212.649	212.649
**D	SPARTAN GROUP TRUST FOR EMPLOYEE BENEFIT PLANS	0	491.242	491.242
**D	FRESNO COUNTY EMPLOYEES' RETIREMENT ASSOCIATION	0	105.908	105.908
**D	EMPLOYEES' RETIREMENT FUND OF THE CITY OF FORT WORTH	0	128.094	128.094
**D	STICHTING INSTITUUT GAK	0	19.927	19.927
**D	GUIDE STONE FUNDS INTERNATIONAL EQUITY INDEX FUNDS	0	121.501	121.501
**D	ILLINOIS MUNICIPAL RETIREMENT FUND	0	2.200.110	2.200.110
**D	INVESTMENT MASTER TRUST OF EXELIS INC.	0	157.664	157.664
**D	LOS ANGELES CITY EMPLOYEES RETIREMENT SYSTEM	0	248.735	248.735
**D	CITY OF LOS ANGELES FIRE AND POLICE PENSION PLAN	0	2.219.432	2.219.432
**D	LOCKNEED MARTIN CORPORATION MASTER RETIREMENT TRUST	0	62.064	62.064
**D	LSC PENSION TRUST	0	3.299	3.299
**D	NEW YORK STATE NURSES ASSOCIATION PENSION PLAN	0	146.501	146.501
**D	OKLAHOMA PUBLIC EMPLOYEES RETIREMENT SYSTEM	0	804.165	804.165
**D	OAKLAND POLICE AND FIRE RETIREMENT SYSTEM	0	11.117	11.117
**D	SOUTHERN CALIF UN FOOD & COMM WORK UNIONS & DRUG ENPL PENS F	0	63.818	63.818
**D	SAN MATEO COUNTY EMPLOYEES RETIREMENT ASSOCIATION	0	323.592	323.592
**D	SALT RIVER PIMA-MARICOPA INDIAN COMMUNITY	0	65.984	65.984
**D	STATE UNIVERSITIES RETIREMENT SYSTEM	0	319.121	319.121
**D	TEACHERS' S RETIREMENT SYSTEM OF OKLAHOMA	0	295.304	295.304
**D	UNION PACIFIC CORPORATION MASTER RETIREMENT TRUST	0	18.794	18.794
**D	UNITED FOOD AND COMM WORK UNION LOCAL 152 RBT MEAT PENS PL	0	171.250	171.250
**D	UTAH STATE RETIREMENT SYSTEMS	0	367.868	367.868
**D	WILSHIRE INTERNATIONAL EQUITY FUND	0	68.782	68.782
**D	WYOMING RETIREMENT SYSTEM	0	6.290	6.290
**D	WYOMING RETIREMENT SYSTEM	0	49.620	49.620
**D	PORC MOTOR COMPANY OF CANADA, LIMITED PENSION TRUST	0	15.850	15.850
**D	HSBC GLOBAL EQUITY FUND	0	113.216	113.216
**D	HSBC GLOBAL EQUITY VOLATILITY FOCUSED FUND	0	101.260	101.260
**D	HSBC INTERNATIONAL EQUITY POOLED FUND	0	213.997	213.997

LISTA ESITO DELLE VOTAZIONE

Oggetto: Attribuzione dell'utile di esercizio.

FAVOREVOLI

Badge	Ragione Sociale	Proprio	Delega	Totale
**D	PSPICO CANADA ULC	0	108.464	108.464
**D	WORKPLACE HEALTH SAF & COMP COMMISSION OF NEW BRUNSWICK	0	75.394	75.394
**D	KALIFAX REGIONAL MUNICIPALITY MASTER TRUST	0	33.160	33.160
**D	IWA - FOREST INDUSTRY PENSION PLAN	0	103.600	103.600
**D	IWA - FOREST INDUSTRY PENSION PLAN	0	142.160	142.160
**D	NAV CANADA PENSION PLAN	0	157.599	157.599
**D	OPSNU PENSION PLAN TRUST FUND	0	18.297	18.297
**D	TORONTO TRANSIT COMMISSION PENSION FUND SOCIETY	0	83.300	83.300
**D	FUTURE FUND BOARD OF GUARDIANS FOR AND OBO FUTURE FUND	0	694.387	694.387
**D	IBM DIVERSIFIED GLOBAL EQUITY FUND	0	102.436	102.436
**D	NEW IRELAND ASSURANCE COMPANY PLC	0	1.876.320	1.876.320
**D	NATWEST TRUSTEE AND DEP SERV LTD AS TR OF KES STRAT INV FUND	0	17.526	17.526
**D	THE TM OVERSTONE UCITS EQUITY INCOME FUND	0	299.368	299.368
**D	ELC MUTUAL PENSION INSURANCE COMPANY	0	733.318	733.318
**D	STICHTING HFINENKEN PENSIOENFONDS	0	156.297	156.297
**D	THE TRUSTEES OF IBM PENSION PLAN	0	45.833	45.833
**D	STICHTING PENSIOENFONDS SAGITTARIUS	0	83.593	83.593
**D	STICHTING PENSIOENFONDS APF	0	208.346	208.346
**D	THE TRUSTEES OF CHEVRON UK PENSION PLAN	0	30.889	30.889
**D	STRATILYOE PENSION FUND	0	2.445.842	2.445.842
**D	THE TRUSTEES OF LOTHIAN PENSION FUND	0	963.772	963.772
**D	THE BOARD OF THE PENSION PROTECTION FUND	0	401.831	401.831
**D	STAFFORDSHIRE COUNTY COUNCIL PENSION FUND	0	32.796	32.796
**D	STICHTING PENSIOENFONDS VAN DE METALEKTRO (PME)	0	540.920	540.920
**D	MERSEYIDE PENSION FUND	0	338.428	338.428
**D	HP INVEST COMMON CONTRACTUAL FUND	0	430.428	430.428
**D	NORTHERN TRUST UCITS COMMON CONTRACTUAL FUND	0	927.137	927.137
**D	OVERSTONE COMMON CONTRACTUAL FUND	0	783.070	783.070
**D	COLONIAL FIRST STATE INVESTMENT FUND 50	0	186.270	186.270
**D	COMMONWEALTH SHARE FUND 17	0	259.996	259.996
**D	COMMONWEALTH SPECIALIST FUND 13	0	33.870	33.870
**D	COLONIAL FIRST STATE WHOLESALER GLOBAL RESOURCES FUND	0	362.031	362.031
**D	COLONIAL FIRST STATE WHOLESALER INDEXED GLOBAL SHARE FUND	0	100.071	100.071
**D	COMMONWEALTH GLOBAL SHARE FUND 29	0	512	512
**D	HSEC UCITS COMMON CONTRACTUAL FUND	0	33.952	33.952
**D	OVERSTONE FUND PLC	0	1.533.229	1.533.229
**D	THE EUROPEAN INVESTMENT TRUST PLC	0	837.157	837.157
**D	EDINBURGH PARTNERS GLOBAL OPPORTUNITY TRUST PLC	0	254.575	254.575
**D	MUNICIPAL EMPLOYEES' ANNUITY AND BENEFIT FUND OF CHICAGO	0	20.390	20.390
**D	MUNICIPAL EMPLOYEES' ANNUITY AND BENEFIT FUND OF CHICAGO	0	9.606	9.606
**D	GARD UNIT TRUST	0	10.184	10.184
**D	LEGAL & GENERAL EUROPEAN EQUITY INCOME FUND	0	716.282	716.282
**D	LEGAL & GENERAL FUTURE WORLD CLIMATE CHANGE EQ FACTORS IND 20	0	19.484	19.484

839421193


Pagina 43

20

3.224

10 Azionisti in delega:

Azionisti in delega: 3.224 Teste: 20 Azionisti in delega: 3.214



83942 / 2496

**LISTA ESITO DELLE VOTAZIONE**  
**Oggetto: Attribuzione dell'utile di esercizio.**

**FAVOREVOLI**

Badge	Ragione Sociale	Proprio	Delega	Totale
**D	LEGAL & GENERAL GLOBAL EQUITY INDEX FUND	0	10.003	10.003
**D	LEGAL&GENERAL EUROPEAN INDEX TRUST	0	1.531.829	1.531.829
**D	LEGAL & GENERAL INTERNATIONAL INDEX TRUST	0	145.485	145.485
**D	BARING COMPONENT FUNDS	0	2.916	2.916
**D	SUMMIT MUTUAL FUNDS PUBLIC LIMITED COMPANY	0	49.934	49.934
**D	SUMMIT INVESTMENT FUNDS PLC	0	84.659	84.659
**D	EDINBURGH PARTNERS OPPORTUNITIES FUND PLC	0	116.476	116.476
**D	OVERSTONE UCITS FUND PLC	0	39.919	39.919
**D	SSGA GROSS ROLL UP UNIT TRUST	0	83.667	83.667
**D	PRESCIENT ICNV	0	27.757	27.757
**D	TIN (DUBELIN) FUNDS PLC	0	25.291	25.291
**D	LEGAL & GENERAL ICNV	0	56.078	56.078
**D	NORTHERN TRUST INVESTMENT FUNDS PUBLIC LIMITED COMPANY	0	161.589	161.589
**D	FT INTERNATIONAL FUNDS PLC	0	41.573	41.573
**D	LEGAL & GENERAL FUTURE WORLD ESG DEVELOPED INDEX FUND	0	560	560
**D	TIM AAP INCOME FUND	0	7.742	7.742
**D	TIM AAP BALANCED FUND	0	135.652	135.652
**D	TIM AAP MODERATELY ADVENTUROUS FUND	0	82.037	82.037
**D	TIM BALANCED FUND	0	36.289	36.289
**D	TIM AAP ADVENTUROUS FUND	0	38.282	38.282
**D	TIM ADVENTUROUS FUND	0	10.343	10.343
**D	TIM MODERATELY ADVENTUROUS FUND	0	29.759	29.759
**D	TIM AAP MODERATELY CAUTIOUS FUND	0	17.418	17.418
**D	TIM EUROPEAN (EX OK) EQUITY VALUE FUND	0	333.829	333.829
**D	LEGAL & GENERAL AUTHORISED CONTRACTUAL SCHEME	0	161.939	161.939
**D	BLACKROCK AUTHORISED CONTRACTUAL SCHEME I	0	2.108.487	2.108.487
**D	BRITISH COLUMBIA INVESTMENT MANAGEMENT CORPORATION	0	665.326	665.326
**D	STATE TEACHERS RETIREMENT SYSTEM OF OHIO	0	1.591.699	1.591.699
**D	POWERS WATSON COMMON CONTRACTUAL FUND	0	1.901.300	1.901.300
**D	BANCO NACIONAL DE PANAMA, ACTING AS TRUSTEE OF THE FIDUCIARIO DE FONDO DE AHORRO DE PANAMA	0	9.772	9.772
**D	IGPS CENTRAL AUTHORISED CONTRACTUAL SCHEME	0	601.000	601.000
**D	UBS COMMON CONTRACTUAL FUND	0	706	706
**D	BORDER TO COAST AUTHORISED CONTRACTUAL SCHEME	0	897.000	897.000
**D	BLACKROCK UCITS CCF	0	62.625	62.625
**D	CLARWATER INTERNATIONAL FUND	0	2.632	2.632
**D	STICHTING BEDRIJFSPENSIOENFONDS VOOR HET LEVENSKIJD	0	129.059	129.059
**D	THE EUROPEAN ORGANIZATION FOR NUCLEAR RESEARCH	0	190.451	190.451
**D	STICHTING FONDS 1818 TOT NUT VAN HET ALGEMEEN	0	13.941	13.941
**D	KOMMUNAL LANDSPENSIOENSKASS GJEENSIDIG FORSIKRINGSSELSKAP	0	216.940	216.940
**D	VERBODPAPIRFONDET KLP ARBEJDSROEP INDEKS 1	0	390.628	390.628
**D	VERVOLPAPIRFONDET KLP ARBEJDSROEP INDEKS 1	0	155.371	155.371
**D	STICHTING BEDRIJFST VOOR HET SCHOONMAAK EN GLAZ	0	113.519	113.519
**D	STICHTING BEDRIJFSTANSPENSIOENFONDS ZORGVERZEKERAARS	0	131.311	131.311

LISTA ESITO DELLE VOTAZIONE

Oggetto: Attribuzione dell'utile di esercizio.

FAVOREVOLI

Badge	Ragione Sociale	Proprio	Delega	Totale
**D	STICHTING BEDRIJFST VOOR HET BROEFSVERVOER OVER DE WEG	0	800.937	800.937
**D	STICHTING OSLA DEPOSITORY AND MANAGEMENT	0	430.379	430.379
**D	STICHTING PENSIOENFONDS ING	0	294.018	294.018
**D	AREWJDSMARKEDETS TILLAGSPENSION	0	1.033.498	1.033.498
**D	NORTHERN TRUST OCIFS FGR FUND	0	414.799	414.799
**D	ROBECO INSTITUTIONAL UMBRELLA FUND	0	236.360	236.360
**D	STICHTING BEORIJFSTAKPENSIOEN FONDS VOOR DE DETAILHANDEL	0	315.737	315.737
**D	UNIVEST	0	42.000	42.000
**D	IPM UMBRELLA FUND	0	8.303	8.303
**D	STG PFDS CORP EXPRESS MANDAAT ALLIANCE CAPITA	0	15.894	15.894
**D	STICHTING PENSIOENFONDS PGB OES- MSCI EUROPE EQUITY PASSIVE	0	1.233.005	1.233.005
**D	STICHTING PENSIOENFONDS PGB OES- GLOBAL, EQUAL WEIGHTED EQUITY	0	64.497	64.497
**D	STICHTING BEORIJFSTAKPENSIOENVOOR DE LANDBOUW MANDAAT BLACKRO	0	479.701	479.701
**D	SNG PFDS ACHMEA MANDAAT BLACKROCK	0	124.402	124.402
**D	STICHTING PENSIOENFONDS WOMEN	0	63.737	63.737
**D	ST BEW S.A. BEL.POOLS GLOB.SQ. FACTOR FUND	0	64.931	64.931
**D	THINK CAPITAL ETF'S INZAKE ETF F	0	231.468	231.468
**D	ADM HERITT GLOBAL EQUITY FUND	0	25.647	25.647
**D	KAFE EQUITY FUND	0	7.707	7.707
**D	THE CANADA LIFE ASSURANCE COMPANY	0	165.909	165.909
**D	CO-OPERATIVE SUPERANNUATION SOCIETY PENSION PLAN	0	34.214	34.214
**D	ONTARIO POWER GENERATION INC	0	101.519	101.519
**D	THE ROYAL INST FOR THE ADVANCEMENT OF LEARNING MCGILL UNIVERSITY	0	34.147	34.147
**D	RENAISSANCE INTERNATIONAL EQUITY PRIVATE POOL	0	1.067	1.067
**D	THE GREAT-WEST LIFE ASSURANCE COMPANY	0	179.409	179.409
**D	ACADIAN CORE INTERNATIONAL EQUITY FUND	0	3.521	3.521
**D	CONSEL DEFENSIVE GLOBAL EQUITY	0	5.418	5.418
**D	IPROFILE INTERNATIONAL EQUITY POOL	0	15.341	15.341
**D	INVESTORS GLOBAL NATURAL RESOURCES CLASS	0	65.000	65.000
**D	IUDE LOCAL 793 MEMBERS PENSION BENEFIT TRUST OF ONTARIO	0	40.241	40.241
**D	LONDON LIFE INSURANCE COMPANY	0	270.984	270.984
**D	LONDON LIFE INSURANCE COMPANY	0	5.834	5.834
**D	LONDON LIFE INSURANCE COMPANY	0	448.957	448.957
**D	LONDON LIFE INSURANCE COMPANY	0	133.501	133.501
**D	LONDON LIFE INSURANCE COMPANY	0	28.885	28.885
**D	LONDON LIFE INSURANCE COMPANY	0	52.080	52.080
**D	GROWTH AND INCOME FUND (GWLIM)	0	40.003	40.003
**D	LONDON LIFE PATHWAYS INTERNATIONAL EQUITY FUND	0	1.307	1.307
**D	GLOBAL DIVIDEND CLASS (SETANTR)	0	1.760	1.760
**D	GROWTH AND INCOME CLASS (GWLIM)	0	182.523	182.523
**D	SYMMETRY US EQUITY FUND	0	22.986	22.986
**D	SYMMETRY COMPREHENSIVE EQUITY FUND	0	36.450	36.450
**D		0	13.300	13.300


03  
03  
09  
4  
21495

*[Handwritten signature]*

Pagina 45

20  
3.214

Azionisti in proprio: 3.224 Teste:  
Azionisti in delega: 10 Azionisti in delega.



LISTA ESITO DELLE VOTAZIONE  
 Oggetto: Attribuzione dell'utile di esercizio.

FAVOREVOLI

Badge	Ragione Sociale	Proprio	Delega	Totale
**D	GLOBAL DIVIDEND FUND (SETANTA)	0	132.910	132.910
**D	GLOBAL EQUITY CLASS (SETANTA)	0	80.148	80.148
**D	MCGILL UNIVERSITY PENSION FUND	0	27.582	27.582
**D	MACQUEZIE INTERNATIONAL EQUITY INDEX ETF	0	2.320	2.320
**D	THE GLENCORE CANADIAN PENSION FUNDS TRUST-FOREIGN EQUITY FUND	0	14.165	14.165
**D	PURPOSE INTERNATIONAL DIVIDEND FUND	0	73.382	73.382
**D	RESOLUTE INT'L TACTICAL MIXED EQUITY FUND	0	13.917	13.917
**D	RESOLUTE FOREIGN EQUITY MASTER TRUST FUND	0	480.449	480.449
**D	PIER 21 GLOBAL EQUITY POOL (SETANTA PISR 21 GLOBAL EQUITY POOL)	0	55.210	55.210
**D	PIER 21 EAFE EQUITY POOL (SETANT A)	0	30.366	30.366
**D	CC & L INTERNATIONAL EQUITY FUND	0	22.600	22.600
**D	CC&L GLOBAL EQUITY FUND	0	59.300	59.300
**D	CC&L Q GROUP GLOBAL EQUITY FUND	0	5.900	5.900
**D	F. ROME PRICE INTL CONCENTRATED EQUITY POOL	0	2.310	2.310
**D	TD EMERALD LOW VOLATILITY GLOBAL EQUITY POOLED FUND TRUST	0	33.531	33.531
**D	TD EMERALD LOW VOLATILITY PLUS ALL WORLD EQUITY POOLED FUND TRUS	0	34.451	34.451
**D	TD EMERALD LOW VOLATILITY GLOBAL EQUITY POOLED FUND TRUST	0	27.140	27.140
**D	TD EMERALD INTERNATIONAL EQUITY INDEX FUND	0	616.488	616.488
**D	TD INTERNATIONAL INDEX FUND	0	100.835	100.835
**D	TD EUROPEAN INDEX FUND	0	19.168	19.168
**D	TD GLOBAL LOW VOLATILITY FUND	0	2.493.116	2.493.116
**D	TD INTERNATIONAL EQUITY INDEX ETF	0	3.138	3.138
**D	PUBLIC SECTOR PENSION INVESTMENT BOARD	0	1.164.573	1.164.573
**D	TEACHERS' RETIREMENT ALLOWANCE FUND	0	26.826	26.826
**D	IMPERIAL INTERNATIONAL EQUITY POOL	0	108.142	108.142
**D	IMPERIAL OVERSEAS EQUITY POOL	0	2.741	2.741
**D	ONTARIO POWER GENERATION INC.	0	38.621	38.621
**D	FIRST ASSET MORNINGSTAR INTERNATIONAL VALUE INDEX ETF	0	33.582	33.582
**D	THE RAMANESA MUTUAL INSURANCE COMPANY	0	201.918	201.918
**D	WINNIESE MSCI EAFE INDEX NON-LENDING, FUND FOR EXEMPT ORG.	0	113.459	113.459
**D	CIBC INTERNATIONAL INDEX FUND	0	52.468	52.468
**D	CIBC EUROPEAN INDEX FUND	0	18.156	18.156
**D	CIBC POOLED INTERNATIONAL EQUITY INDEX FUND	0	11.541	11.541
**D	ALLIANZ SDISSE - STRATEGY FUND	0	7.509	7.509
**D	METALREUTE FUNDS PORTFOLIO	0	83.553	83.553
**D	ALLIANZ STIFTUNGSFONDS NACHHALTIGKEIT	0	60.326	60.326
**D	ALLIANZ GLOBAL INVESTORS FUND	0	6.904.934	6.904.934
**D	AF KENDITE PLUS	0	144.675	144.675
**D	AXA WORLD FUNDS	0	1.661.632	1.661.632
**D	BLACKROCK GLOBAL INDEX FUNDS	0	167.275	167.275
**D	INDEXIO	0	170.770	170.770
**D	GOLDMAN SACHS FUNDS	0	2.146.786	2.146.786
**D	MFS MERIDIAN FUNDS	0	2.430.409	2.430.409

83942 1196

**LISTA ESITO DELLE VOTAZIONE**  
**Oggetto: Attribuzione dell'utile di esercizio.**

**FAVOREVOLI**

Badge	Ragione Sociale	Proprio	Delega	Totale
**0	MEG (LUX) INVESTMENT FUNDS I	0	401.636	401.636
**0	OSSIAM LUX	0	2.259	2.259
**0	KIEGER FUND I	0	4.308	4.308
**0	INVESTEC GLOBAL STRATEGY FUND	0	1.119.373	1.119.373
**0	ALIANZ AZIONI EUROPA	0	226.120	226.120
**0	ALIANZ AZIONI ITALIA ALL STARS	0	1.190.000	1.190.000
**0	ALIANZ GLOBAL STRATEGY 15	0	8.278	8.278
**0	ALIANZ GLOBAL STRATEGY 30	0	11.151	11.151
**0	ALIANZ GLOBAL STRATEGY 70	0	61.087	61.087
**0	ALIANZ ITALIA 50 SPECIAL	0	25.000	25.000
6693	DI TEODORO VITO	93	0	93
6761	BELLINO ROEI PISCARLO	1.000	0	1.000
6768	DORI CARLO	1.265	4.380	5.645
6785	ROSSI FRANCESCO PROLO ROSARIO	31.500	4.400	35.900
6807	CRIBARI MARIO	3.500	0	3.500
6845	GRANATA ALFREDO	0	0	0
DE*	INARCASSA - CASSA NAZIONALE DI PREVIDENZA ED ASSISTENZA PER	0	6.970.550	6.970.550
6875	OLIVETTI ALBERTO	0	0	0
RL*	FONDAZIONE PFPAN	0	0	0
6930	D'ARBIONI MICHELANGELO	19.268.059	0	19.268.059
7024	AGOSTINI ANTONIO	50	0	50
DE*	1290 FUNDS - 1290 SMARTBETA EQUITY FUND	0	0	0
DE*	AB CAP FUND, INC. - AB ALL MARKET INCOME PORTFOLIO	0	0	0
DE*	AB CFAO	0	1.400	1.400
DE*	ABERDEEN INVESTMENT FUNDS UK ICVC II - ABERDEEN EUROPEAN EQUITY ENHANCED INDEX FUND	0	9.392	9.392
DE*	ABERDEEN INVESTMENT FUNDS UK ICVC II - ABERDEEN EUROPEAN EQUITY TRACKER FUND	0	4.320	4.320
DE*	ABERDEEN INVESTMENT FUNDS UK ICVC II - ABERDEEN WORLD EQUITY ENHANCED INDEX FUND	0	116.609	116.609
DE*	ABERDEEN MONCEAO	0	5.525	5.525
DE*	ABP IARD	0	25.010	25.010
DE*	ABU DHABI RETIREMENT PENSIONS AND BENEFITS FUND	0	10.423	10.423
DE*	ACCIDENT COMPENSATION CORPORATION	0	26.306	26.306
DE*	ACHMEA PENSJOEN - EN LEVENSVZERKERINGEN	0	265.576	265.576
DE*	ACM IARD	0	412.075	412.075
DE*	ACM MUT FONDS GENERAL	0	2.090.761	2.090.761
DE*	ACM VIE S.A. CM CIC RETRAITE	0	311.920	311.920
DE*	ACM VIE SA FDS GENERAL	0	689.500	689.500
DE*	ACWI EX-OS INDEX MASTER PORTFOLIO OF MASTER INVESTMENT FTF	0	27.700	27.700
DE*	ADE DIVERSIFIE DYNAMIQUE	0	2.573.931	2.573.931
DS*	ADVANCE INTERNATIONAL SHARE INDEX FUND	0	4.865	4.865
DE*	ADVISOR MANAGED TRUST - TACTICAL OFFENSIVE EQUITY FUND	0	15.491	15.491
DE*	AEGON-CUSTODY B.V	0	214.269	214.269
DE*	AEGON-CUSTODY B.V	0	45.058	45.058
DE*	AEGON-CUSTODY B.V	0	106.638	106.638
DE*	AEGON-CUSTODY B.V	0	162.441	162.441
DE*	AEGON-CUSTODY B.V	0	409.386	409.386


839421107

*[Handwritten signature]*

Pagina 47

20  
3.214

Azionisti in proprio: 3.224 Teste: 10  
 Azionisti in delega: 20 3.214





LISTA ESITO DELLE VOTAZIONI  
 Oggetto: Attribuzione dell'utile di esercizio.

## FAVOREVOLI

Badge	Ragione Sociale	Proprio	Delega	Totale
DE*	AF DYNAMIC MULTI FACTO GLOBAL EQ	0	13.805	13.805
DE*	AG2R REUNICA ARMO	0	28.037	28.037
DE*	AGI YES EJS STIFTUNGSFDS	0	12.751	12.751
DE*	AGIAA RETRAITE DIVERSIFIE	0	90.408	90.408
DE*	AHL ALPHA MASTER LIMITED C/O CITCO TRUSTEES (CAYMAN) LIMITED	0	16.652	16.652
DE*	AHL DESERTWOOD FUND LIMITED C/O CITCO TRUSTEES (CAYMAN) LIMITED	0	22.017	22.017
DE*	AHL DIRECTIONAL EQUITIES MASTER LIMITED	0	21.999	21.999
DE*	AHL EVOLUTION LTD SHARMAINE BERKELEY ARGOMAUT LTD	0	360.968	360.968
DE*	AHL GENESIS 2 LIMITED C/O MAPLES CORPORATE SERVICES LIMITED	0	25.427	25.427
DE*	AHL GENESIS LIMITED	0	14.849	14.849
DE*	AHL GLOBAL INVESTMENTS SERIES 2 LTD	0	438	438
DE*	AHL INSTITUTIONAL SERIES 3 LTD	0	9.823	9.823
DE*	AI BALANCED LIFE FUND	0	11.927	11.927
DE*	AI BALANCED PENSION FUND	0	162.338	162.338
DE*	AI CAPTIOUS PENSION FUND	0	1.967	1.967
DE*	AI DISTRIBUTION LIFE FUND	0	50.540	50.540
DE*	AI GLOBAL EQUITY FUND	0	40.690	40.690
DE*	AI STRATEGIC GLOBAL EQUITY FUND	0	757.691	757.691
DE*	AI UK EQUITY INCOME FUND	0	107.634	107.634
DE*	ALL GL IN ASIA FD-ALLIANZ SEL EU EQZ DIV	0	95.558	95.558
DE*	ALLIANCEBERNST VAR PROD SER F INC-ALLIANCE DYN ASSET- ALL PTF	0	24.216	24.216
DE*	ALLIANCEBERNSTEIN GLOBAL RISK ALLOCATION FUND INC	0	4.936	4.936
DE*	ALLIANGI FONDS ABF	0	12.320	12.320
DE*	ALLIANZ CGI SOFONDS EQUITIES	0	40.000	40.000
DE*	ALLIANZ CHOICE BEST STYLES EUROPE FUND	0	70.030	70.030
DE*	ALLIANZ FAD EUROPE HIGH DIVIDEND	0	536.307	536.307
DE*	ALLIANZ GI FONDS RAWW II	0	70.000	70.000
DE*	ALLIANZ GLOBAL INV GMBH FOR ALLIANZGI-FONDS SFT2	0	38.711	38.711
DE*	ALLIANZ GLOBAL INVESTORS FRANCE	0	7.378	7.378
DE*	ALLIANZ GLOBAL INVESTORS GMBH	0	2.268.707	2.268.707
DE*	ALLIANZ GLOBAL INVESTORS GMBH FOR ALLIANZGI-FONDS INDU	0	5.324	5.324
DE*	ALLIANZ GLOBAL INVESTORS GMBH FOR DBI-FONDS SFT 4	0	14.750	14.750
DE*	ALLIANZ GLR EM AGI SUR HIGH DIVIDEND	0	645.183	645.183
DE*	ALLIANZ INT INV FDS- ALLIANZ BEST STYLES GLOBAL AC EQUITY FUND	0	14.576	14.576
DE*	ALLIANZ PV-W5 KCM SYSPRO INDEXING EUROLAND	0	30.261	30.261
DE*	ALLIANZ PV-W5 KCM SYSPRO VALUE EUROPE	0	203.516	203.516
DE*	ALLIANZ UK+EUROPEAN INV FDS-ALLIANZ EUROPEAN EQUITY INCOME FD	0	83.220	83.220
DE*	ALLIANZGI FONDS AFSAN	0	57.070	57.070
DE*	ALLIANZGI FONDS ASVH	0	325.106	325.106
DE*	ALLIANZGI FONDS AFE	0	187.887	187.887
DE*	ALLIANZGI FONDS ALLRA	0	3.500	3.500
DE*	ALLIANZGI FONDS ALPEN	0	3.473	3.473
DE*	ALLIANZGI FONDS AMEV	0	39.770	39.770

LISTA ESITO DELLE VOTAZIONE  
 Oggetto: Attribuzione dell'utile di esercizio.

FAVOREVOLI


Badge	Ragione Sociale	Proprio	Delega	Totale
DE*	ALLIANZGI FONDS APNIESA	0	132.105	132.105
DE*	ALLIANZGI FONDS AVP	0	2.068	2.068
DE*	ALLIANZGI FONDS BFEW	0	33.425	33.425
DE*	ALLIANZGI FONDS CANSAR	0	9.420	9.420
DE*	ALLIANZGI FONDS COENZ	0	18.500	18.500
DE*	ALLIANZGI FONDS DPF DILLINGER PENSIONSFOND	0	19.249	19.249
DE*	ALLIANZGI FONDS DEWS	0	6.859	6.859
DE*	ALLIANZGI FONDS DUNKHILL	0	5.050	5.050
DE*	ALLIANZGI FONDS ELK	0	86.351	86.351
DE*	ALLIANZGI FONDS ESNT	0	4.230	4.230
DE*	ALLIANZGI FONDS FEV	0	4.916	4.916
DE*	ALLIANZGI FONDS FIB	0	40.000	40.000
DE*	ALLIANZGI FONDS GANO	0	1.257	1.257
DE*	ALLIANZGI FONDS GANO 2	0	6.110	6.110
DE*	ALLIANZGI FONDS GDP	0	10.000	10.000
DE*	ALLIANZGI FONDS HRE	0	143.000	143.000
DE*	ALLIANZGI FONDS KOCO	0	38.000	38.000
DE*	ALLIANZGI FONDS MAV	0	3.549	3.549
DE*	ALLIANZGI FONDS NICO	0	1.323	1.323
DE*	ALLIANZGI FONDS OB PENSION	0	21.223	21.223
DE*	ALLIANZGI FONDS PAK	0	2.873	2.873
DE*	ALLIANZGI FONDS PE1	0	318.144	318.144
DE*	ALLIANZGI FONDS PE2	0	178.290	178.290
DE*	ALLIANZGI FONDS PED	0	2.458	2.458
DE*	ALLIANZGI FONDS PGD	0	11.801	11.801
DE*	ALLIANZGI FONDS PIV2	0	283.725	283.725
DE*	ALLIANZGI FONDS RSB	0	65.521	65.521
DE*	ALLIANZGI FONDS REINVEST	0	3.855	3.855
DE*	ALLIANZGI FONDS SCHLUCCO	0	21.000	21.000
DE*	ALLIANZGI FONDS SIV	0	13.000	13.000
DE*	ALLIANZGI FONDS STIFTUNGSFONDS WISSENSCH	0	11.334	11.334
DE*	ALLIANZGI FONDS TOB	0	6.180	6.180
DE*	ALLIANZGI FONDS TUSCA	0	18.632	18.632
DE*	ALLIANZGI FONDS UGF	0	7.000	7.000
DE*	ALLIANZGI FONDS USES	0	10.230	10.230
DE*	ALLIANZGI FONDS VEMK	0	4.990	4.990
DE*	ALLIANZGI FONDS VSDW	0	37.050	37.050
DE*	ALLIANZGI FONDS VSF	0	2.421	2.421
DE*	ALLIANZGI FONDS WENT	0	3.500	3.500
DE*	ALLIANZGI-SUKK	0	1.911	1.911
DE*	ALLIANZGI-FONDS DSPT	0	100.065	100.065
DE*	ALPHARMATICS MASTER FUND LIMITED C/O APPELBY TRUST (CAYMAN LTD)	0	47.333	47.333
DE*	ALPS INTERNATIONAL SECTOR DIVIDEND DOGS ETF	0	322.193	322.193

839421499

Pagina 49

20  
3214

Azioni in proprio 3224 Teste: 10 Azionisti in delega



83942/100

LISTA ESITO DELLE VOTAZIONE

Oggetto: Attribuzione dell'utile di esercizio.

FAVOREVOLI

Badge	Regione Sociale	Proprio	Delega	Totale
DE*	AMADALUM PAN EUROPEAN EQUITY FUND	0	71.243	71.243
DE*	AMEC FOSTER WHEELER PENSION PLAN	0	164.549	164.549
DE*	AMERICAN AIRLINES INC., MASTER FIKED BENEFIT PENSION TRUST	0	495.120	495.120
DE*	AMERICAN BUREAU OF SHIPPING	0	2.256	2.256
DE*	AMERICAN CENT WORLD FDS, INC-NT NON-U.S. INTRINSIC VALUE FD	0	696.721	696.721
DE*	AMERICAN CENTURY ETF TRUST - AMERICAN CENT QUALITY DIV INT ETF	0	10.305	10.305
DE*	AMERICAN CENTURY QUANT EQ FDS INC- MULTI-BASSET REAL RETURN FD	0	1.139	1.139
DE*	AMERICAN CENTURY QUANTITATIVE EQUITY FUNDS, INC. INT CORE EQ	0	15.183	15.183
DE*	AMERICAN CENTURY RETIREMENT DATE TRUST	0	460.012	460.012
DE*	AMERICAN CENTURY STRAT ASSET ALL, INC. STRAT ALL MODERATE F	0	110.616	110.616
DE*	AMERICAN CENTURY STRAT ASSET ALL, INC. STRATEGIC ALL AGGR F	0	96.885	96.885
DE*	AMERICAN CENTURY STRATEGIC ASSET ALL, INC. STRAT ALL CCNS F	0	36.387	36.387
DE*	AMERICAN CENTURY WORLD MUTUAL FUNDS INC - NT INT VALUE FUND	0	661.073	661.073
DE*	AMONIS NV	0	34.053	34.053
DE*	AMF CAP UNREDEDG GL SHS MULTI MAN FUND	0	31.652	31.652
DE*	AMF CAPITAL SPEC INTERN SHRE FUND	0	69.249	69.249
DE*	AMF INTERNATIONAL EQUITY INDEX FUND HEDG	0	225.190	225.190
DE*	AMPLI MUTUELLE	0	35.193	35.193
DE*	AMUNDI ACTIONS EURO ISR	0	70.465	70.465
DE*	AMUNDI ACTIONS EUROPE ISR	0	17.400	17.400
DE*	AMUNDI ACTIONS RESSOURCES	0	209	209
DE*	AMUNDI ACTIONS RESTRUCTURATIONS	0	7.338	7.338
DE*	AMUNDI APOLINE ACTIONS EUROPE	0	11	11
DE*	AMUNDI ETF FTSE ITALIA FIR UCITS	0	34.973	34.973
DE*	AMUNDI EURO STOXX 50	0	255.798	255.798
DE*	AMUNDI EUROPE MONDE	0	53.091	53.091
DE*	AMUNDI FUNDS EURO RISK	0	340.380	340.380
DE*	AMUNDI FUNDS EQUITY EURO SELECT	0	6.649	6.649
DE*	AMUNDI FUNDS EQUITY EUROPE RISK	0	2.020	2.020
DE*	AMUNDI FUNDS EQUITY GLOBAL	0	131.231	131.231
DE*	AMUNDI FUNDS GLOBAL PERSPECTIVES	0	53.575	53.575
DE*	AMUNDI FUNDS MULTI ASSET	0	10	10
DE*	AMUNDI HK MFP SER- AMO GREEN PLANET FUND	0	6.277	6.277
DE*	AMUNDI HK PORT GROWTH FUND	0	10.298	10.298
DE*	AMUNDI HORIZON	0	29.140	29.140
DE*	AMUNDI INDEX EQUITY GLOBAL MULTI	0	5.075	5.075
DE*	AMUNDI INDEX MSCI EMU	0	36.937	36.937
DE*	AMUNDI INDEX MSCI EUROPE	0	17	17
DE*	AMUNDI INDEX MSCI JAPAN	0	47.284	47.284
DE*	AMUNDI INDEX MSCI WORLD	0	609.385	609.385
DE*	AMUNDI LABEL DYNAMIC	0	250.000	250.000
DE*		0	67.002	67.002
DE*		0	63.508	63.508

LISTA ESITO DELLE VOTAZIONE  
 Oggetto: Attribuzione dell'utile di esercizio.

FAVOREVOLI

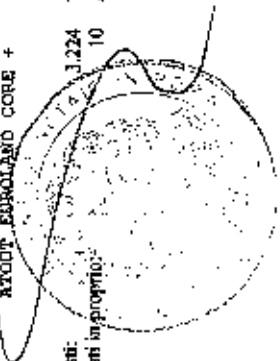
Badge	Ragione Sociale	Proprio	Delega	Totale
DE*	AMUNDI LABEL EQUILIBRE	0	84.050	84.050
DE*	AMUNDI LABEL PROUDENCE	0	48.596	48.596
DE*	AMUNDI MSCI EUROPE EX UK	0	3.137	3.137
DE*	AMUNDI PATRIMOINE PEA	0	361.843	361.843
DE*	AMUNDI PATRIMOINE	0	7.981	7.981
DE*	AMUNDI RENDEMENT PLUS	0	19	19
DE*	AMUNDI RESA ACTIONS EURO	0	1.906	1.906
DE*	AMUNDI RESA ACTIONS EUROPE	0	10.750	10.750
DE*	AMUNDI RESA ACTIONS FRANCE	0	19.743	19.743
DE*	AMUNDI RESA ESG ACTIONS EURO	0	914.898	914.898
DE*	AMUNDI SGR SPA / BEICNERIO EUROPA	0	340.709	340.709
DE*	AMUNDI SIP GLOBAL ETHICAL EQUITIES	0	12.395	12.395
DE*	AMUNDI STRATEGIES ACTIONS EUROPE	0	16.744	16.744
DE*	ANTIPODES GLOBAL FUND	0	2.002.557	2.002.557
DE*	ANTIPODES GLOBAL FUND - LONG ONLY	0	554.775	554.775
DE*	ANTIPODES GLOBAL FUND - UCITS	0	135.506	135.506
DE*	ANTIPODES GLOBAL SHARES (QUOTED MANAGED	0	10.625	10.625
DE*	ANZ WHOLESALE INTERN. SHARE NO. 1 FUND	0	8.459	8.459
DE*	AQR FUNDS - AQR INTERNATIONAL CORE EQUIT	0	1.896.476	1.896.476
DE*	ARAB AUTHORITY FOR AGRICULTURAL INVESTMENT AND DEVELOPMENT	0	5.623	5.623
DE*	AREBELLE INVESTISSEMENTS	0	4.500	4.500
DE*	ARCHITRS MULTI-MANAGER GLOBAL FUNDS UNIT TRUST	0	118.357	118.357
DE*	ARIZONA STATE RETIREMENT SYSTEM	0	117.112	117.112
DE*	ARL LIFE ASSURANCE COMPANY LIMITED	0	132.500	132.500
DE*	ARSWRIGHT, LLC	0	6.426	6.426
DE*	ARECO LONG TERME B NATIXIS INVEST	0	105.035	105.035
DE*	ARECO LONG TERME D ACTIONS	0	278.263	278.263
DE*	ARROWSTREET ACQI EX US ALPHA EXTENSION TRUST FUND 0	0	32.697	32.697
DE*	ARROWSTREET ACWI ALPHA EXTENSION FUND III CAYMAN LIMITED	0	18.425	18.425
DE*	ARROWSTREET ACWI EX US ALPHA EXTENSION TRUST FUND 0	0	4.959	4.959
DE*	ARROWSTREET CAPITAL GLOBAL AIL COUNTRY ALPHA EXTENSION FUND	0	509.611	509.611
DE*	ARROWSTREET EAFE ALPHA EXTENSION TRUST	0	221.968	221.968
DE*	ARROWSTREET GLOBAL EQUITY ACWI TRUST FUND	0	96.524	96.524
DE*	ARROWSTREET INTERNATIONAL EQUITY ACWI EX US TRUST FUND	0	1.430.164	1.430.164
DE*	ARROWSTREET INTERNATIONAL EQUITY EAFE TRUST FUND	0	165.605	165.605
DE*	ARROWSTREET INTL EQ ACWI EX US ALPHA EXTENSION TRUST FUND	0	92.251	92.251
DE*	ARTEMIS GLOBAL EQUITY INCOME FUND	0	87.548	87.548
DE*	ASPIRANT RISK MANAGED GLOBAL EQUITY FUN	0	161.646	161.646
DE*	ASSISTANCE PROTECTION JURIDIQUE (A)	0	28.995	28.995
DE*	ASSOCIATION BIANF REPR POL VILLE MONTREA	0	53.600	53.600
DE*	ASSORDIX	0	1.088	1.088
DE*	ATLAS QUANTITATIVE TRADING FUND LTD	0	146.705	146.705
DE*	AYOOT FERMOIAND CORE +	0	24.441	24.441

*[Handwritten signature]*

*[Handwritten signature]*

Pagina 51

Azionisti: 10 Azionisti in delega. 20 3.214



83942/201

83942/202

## LISTA ESITO DELLE VOTAZIONE

Oggetto: Attribuzione dell'utile di esercizio.

## FAVOREVOLI

Badge	Ragione Sociale	Proprio	Delega	Totale
DE*	ATOUT EUROLAND RESTRUCTURATION	0	50.578	50.578
DE*	ATOUT EUROPE MAUT RENDEMENT	0	8.806	8.806
DE*	ATOUT EUROPE SMART BETA	0	9.747	9.747
DE*	ATOUT FRANCE CORE PLUS	0	5.254	5.254
DE*	ATOUT MODERATIONS	0	6.461	6.461
DE*	ATOUT PUSNCTIONS	0	10	10
DE*	AUDIENS ACTIONS INTERNATIONALES	0	50.000	50.000
DE*	AURION GLOBAL EQUITY FUND	0	9.393	9.393
DE*	AUSTRALIAN CATHOLIC SUPERAN RETIREM FUND	0	36.420	36.420
DE*	AUSTRALIAN NATIONAL UNIVERSITY	0	82.662	82.662
DE*	AUSTRALIANSUPER	0	171.411	171.411
DE*	AXA AA DIVERSIFIE INDICIEL 1	0	132.196	132.196
DE*	AXA ASSICURAZIONI SPA	0	75.000	75.000
DE*	AXA BELGIUM S A	0	2.537	2.537
DE*	AXA EQUITABLE LIFE INSURANCE CO	0	25.576	25.576
DE*	AXA EURO DIVIDEND D	0	6.400	6.400
DE*	AXA EURO DIVIDEND I	0	9.600	9.600
DE*	AXA EURO DIVIDEND S	0	56.300	56.300
DE*	AXA INDICE EURO	0	215.690	215.690
DE*	AXA INVESTMENT MANAGERS DEUTSCHLAND GMBH FOR AXA EUROPA	0	9.700	9.700
DE*	AXA INVESTMENT MANAGERS DEUTSCHLAND GMBH FOR AXA WELT	0	6.100	6.100
DE*	AXA LIFE INSURANCE SINGAPORE PFE LTD	0	9.600	9.600
DE*	AXA OR E MONTRES PREMIERES	0	61.841	61.841
DE*	AXA ROSENBERG EQUITY ALPHA TRUST	0	54.000	54.000
DE*	BANCO CENTRAL DE TIMOR-LESTE (BCTL)	0	318.422	318.422
DE*	BANK JULIUS BAER & CO LTD	0	5.056	5.056
DE*	BANK OF AMERICA NA	0	296	296
DE*	BANK OF MAURITIUS	0	10.847	10.847
DE*	BANQUE FICTET & CIE SA	0	31.564	31.564
DE*	BAPTIST HEALTH SOUTH FLORIDA INC	0	253.845	253.845
DE*	BASCLAYS WEALTH MANAGERS FRANCE	0	32.600	32.600
DE*	BARINGS ACTIVE PASSIVE EQUITY DIRECT BAFFE LLC	0	1.224	1.224
DE*	BARYHM QUANT	0	51.200	51.200
DE*	BEP INKA	0	57.446	57.446
DE*	BDF-FONDS E ACT. EUROP.	0	25.134	25.134
DE*	BEAR CREEK INC.	0	48.718	48.718
DE*	BEAUMONT HEALTH MASTER RETIREMENT TRUST	0	9.123	9.123
DE*	BELFIUS EQUITIES B	0	5.521	5.521
DE*	BELFIUS PENSIONFUNDS	0	46.774	46.774
DE*	BERESFORD FUNDS PLC	0	189.420	189.420
DE*	BERESFORD FUNDS PLC - SETANTA INCOME OPPORTUNITIES FUND	0	591.223	591.223
DE*	BEST INVESTMENT CORPORATION	0	19.984	19.984
DE*		0	219.831	219.831

Pagina 52

Azionisti: 3.224 Tesla: 20  
 Azionisti in proprio: 10 Azionisti in delega: 3.214

LISTA ESITO DELLE VOTAZIONE  
 Oggetto: Attribuzione dell'utile di esercizio.

FAVOREVOLI

Badge	Ragione Sociale	Proprio	Delega	Totale
DE*	BET ICR ACTIONS BETA NEUTRE-POC	0	67.305	67.305
DE*	BHC MOMENTUM MASTER FUND LP C/O WALKERS CORPORATE LIMITED	0	13.510	13.510
DE*	BHC MULTI-FACTOR MASTER FUND LP	0	64.314	64.314
DE*	BI FINANZFONDS	0	22.315	22.315
DE*	BLACKROCK AM DE AG FOR ISHARES EURO STOXX 50 UCITS ETF (DE)	0	6.703.149	6.703.149
DE*	BLACKROCK AM SCHWELB AG ORO BIPS WORLD EX SWITZ EQ INDEX FUND	0	57.184	57.184
DE*	BLACKROCK CDN MSCI EAFE EQUITY INDEX FUND	0	1.043.838	1.043.838
DE*	BLACKROCK CDN MSCI EAFE INDEX PLUS FUND	0	19.162	19.162
DE*	BLACKROCK CDN WORLD INDEX FUND	0	83.447	83.447
DE*	BLACKROCK FISSION INDEXED INTL EQUITY FD	0	94.981	94.981
DE*	BLACKROCK FUNDS I ICAV	0	1.150	1.150
DE*	BLACKROCK INDEX SELECTION FUND	0	2.014.519	2.014.519
DE*	BLACKROCK INSTITUTIONAL POOLED FUNDS PLC	0	385.930	385.930
DE*	BLACKROCK INSTITUTIONAL TRUST COMPANY N.A. INVESTMENT FUNDS FOR EMPLOYEE BENEFIT TRUSTS	0	20.957.890	20.957.890
DE*	BLACKROCK INTERNATIONAL INDEX V.I. FUND OF BLACKROCK VARIABLE SERIES FUNDS INC.	0	33.876	33.876
DE*	BLACKROCK MANAGED VOLATILITY V.I. FUND OF BLACKROCK VARIABLE SERIES FUNDS INC	0	4.843	4.843
DE*	BLACKROCK MSCI EAFE EQUITY INDEX NON-LENDABLE FUND	0	620.776	620.776
DE*	BLACKROCK TACTICAL OPPORTUNITIES FUND OF BLACKROCKFUNDS	0	22.041	22.041
DE*	BLACKROCK UCITS FONDS	0	984	984
DE*	BLUE MOUNTAIN CREDIT ALTERNATIVES MASTER FUND LP CO M AND C CORP SERVICES LTD	0	16.744	16.744
DE*	BLUEMOUNTAIN GUADALOPE PEAK FUND L.P.CO CORPORATION SERVICE COMPANY	0	3.220	3.220
DE*	BLUEMOUNTAIN KICKING HORSE FUND L.P. C/O MAPLES CORPORATE SVCS LTD	0	406	406
DE*	BLUEMOUNTAIN SYSTEMATIC MASTER FUND LP MAPLES CORP SERVICES LTD	0	11.557	11.557
DE*	BNM AG	0	40.371	40.371
DE*	BNP PARIBAS A FUND	0	78.193	78.193
DE*	BNP PARIBAS EASY	0	437.374	437.374
DE*	BNP PARIBAS LI	0	49.401	49.401
DE*	BOMBARDIER TRUST(CANADA) GLOBAL ECQUIT FU	0	68.550	68.550
DE*	BOURBON I ROTMSCHILD ET CIE GESTIO	0	93.000	93.000
DE*	BPCB DFP ECCLESTON G	0	34.393	34.393
DE*	BPS FRAMFORT /INTERNATIONALE KAG MBH F BI FINANZFONDS MINIMUM	0	71.190	71.190
DE*	BPS LUXEMBOURG/JANUS HENDERSON HORIZON FUND TOTAL RETURN	0	9.378	9.378
DE*	BPS NEW YORK/JH GLOBAL EQUITY INC FD	0	4.972.427	4.972.427
DE*	BPS NY YORK/REVVER CIVILIK RH SD SERV JERSEY	0	2.091	2.091
DE*	BRANDES GLOBAL EQUITY FUND	0	48.572	48.572
DE*	BRANDES GLOBAL EQUITY INCOME FUND	0	2.057	2.057
DE*	BRANDES GLOBAL OPPORTUNITIES VALUE FUND	0	6.616	6.616
DE*	BRANDES INTERNATIONAL EQUITY FUND	0	1.019.158	1.019.158
DE*	BRANDES INVESTMENT FUNDS PLC	0	994.092	994.092
DE*	BRIGHTHOUSE FUNDS TRUST II - MFS TOTAL RETURN PORTFOLIO	0	100.690	100.690
DE*	BRITISH COAL STAFF SUPERANNUATION SCHEME	0	196.394	196.394
DE*	BROEET INVESTMENT AGENCY	0	2.576	2.576
DE*	BRUNEL SHELD RETIREMENT BENEFIT FUND	0	7.214	7.214

83942/2019

*[Handwritten signature]*

*[Handwritten signature]*

*[Handwritten signature]*

## LISTA ESITO DELLE VOTAZIONI

Oggetto: Attribuzione dell'utile di esercizio.

## FAVOREVOLI

badge	Ragione Sociale	Proprio	Delega	Totale
DE*	ET WHOLESAL MULTI MANAG INTL SHARE FUND	0	80.848	80.848
DE*	BUREAU OF LABOR FUNDS - LABOR RETIREMENT FUND	0	2.267	2.267
DE*	BUREAU OF LABOR FUNDS - LABOR RETIREMENT FUND	0	11.506	11.506
DE*	BUREAU OF LABOR FUNDS - LABOR RETIREMENT FUND	0	60.969	60.969
DE*	BUREAU OF LABOR FUNDS - LABOR RETIREMENT FUND	0	63.850	63.850
DE*	BUREAU OF LABOR FUNDS - LABOR RETIREMENT FUND	0	70.436	70.436
DE*	BUREAU OF LABOR FUNDS - LABOR PENSION FUND	0	30.522	30.522
DE*	BUREAU OF LABOR FUNDS - LABOR PENSION FUND	0	41.056	41.056
DE*	BUREAU OF LABOR FUNDS - LABOR PENSION FUND	0	124.542	124.542
DE*	BUREAU OF LABOR FUNDS - LABOR PENSION FUND	0	135.903	135.903
DE*	BUREAU OF LABOR FUNDS - LABOR PENSION FUND	0	267.411	267.411
DE*	BUREAU OF LABOR FUNDS - LABOR PENSION FUND	0	652.040	652.040
DE*	BUREAU OF LABOR FUNDS - LABOR PENSION FUND	0	17.409	17.409
DE*	CAF CLARK PENSION FUND	0	6.844	6.844
DE*	CALCIUM QUANT	0	34.594	34.594
DE*	CMV DESIGNATED CLF EUR TREATY	0	50.099	50.099
DE*	CMV DESIGNATED CLF GBP TREATY	0	160.700	160.700
DE*	CAMGESTION CONVERTIBLE EUROPE	0	700	700
DE*	CAMGESTION DEEP VALUE	0	13.250	13.250
DE*	CAMGESTION EXPERT PATRIMOINE	0	350.000	350.000
DE*	CANADA LIFE ASSURANCE EUROPE LIMITED	0	645.377	645.377
DE*	CANDRIAM EQUITIES L	0	10.000	10.000
DE*	CANADIAN EQUITIES L	0	2.104.181	2.104.181
DE*	CARDIF ASSURANCE RISQUES DIVERS	0	235.109	235.109
DE*	CARDIF ASSURANCE VIE	0	26.304	26.304
DE*	CARDIF LUX VIE	0	1.725.000	1.725.000
DE*	CARE SUPER	0	189.997	189.997
DE*	CARE - INDO	0	289.036	289.036
DE*	CARPINCO ACTIONS LO	0	252.953	252.953
DE*	CAVERSHAM FUND	0	130.000	130.000
DE*	CBOSC ATP CW HK GRP SOP MGS08	0	4.219	4.219
DE*	CBOSC-CBSS-WGSS07	0	45.201	45.201
DE*	CDW MSCI WORLD EX-CANADA MINIMUM VOLATILITY INDEX FUND	0	49.740	49.740
DE*	CENTRAL BANK OF IRELAND	0	27.511	27.511
DE*	CENTRAL FINANCE BOARD METHODIST CHURCH	0	17.791	17.791
DE*	CFEIL - COLONIAL FIRST STATE GLOBAL ASSET MANAGEMENT MULTI SECTOR TRUST 1	0	11.906	11.906
DE*	CFEIL - COMMONWEALTH GLOBAL SHARE FUND	0	1.480	1.480
DE*	CFEIL ATF CMA INTERNATIONAL SHARE FUND	0	762.890	762.890
DE*	CFEIL SE COLONIAL FIRST STATE INVESTMENT FUND 10	0	36.761	36.761
DE*	CHANG HWA COMM BK AMCO NOMURA GLOBAL HIGH DIVIDEND FUND	0	108.462	108.462
DE*	CHINA LIFE INSURANCE COMPANY LIMITED	0	17.972	17.972
DE*	CHINATRUST COMMERCIAL BANK LTD, AS	0	226.202	226.202
DE*		0	6.672	6.672

LISTA ESITO DELLE VOTAZIONE  
Oggetto: Attribuzione dell'utile di esercizio.

FAVOREVOLI

Badge	Ragione Sociale	Proprio	Delega	Totale
DE*	CHUNGWA POST CO LTD	0	134.675	134.675
DE*	CI CORPORATE CLASS LTD	0	80.000	80.000
DE*	CITIBANK INTERNATIONAL PLC AS TRUSTEE CITIBANK INTL PLC	0	4.650.057	4.650.057
DE*	CITITRUST LIMITED AS TRUSTEE OF BLACKROCK PREMIER FUNDS-BLACKROCK WORLD EQUITY INDEX FUND	0	8.985	8.985
DE*	CITITRUST LTD	0	87.656	87.656
DE*	CL SPARNE DYNAMIQUE	0	33.551	33.551
DE*	CLASS M AHL ALPHA 2.5 XL EUR TRADING LIMITED	0	11.396	11.396
DE*	CLOSE PRIVATE ASSET MANAGEMENT LIMITED	0	104.573	104.573
DE*	CNP ACP ACTIONS LT	0	87.816	87.816
DE*	CNP ASSUR EUROPE NEUFILIZR OBC	0	334.668	334.668
DE*	CNP ASSUR VALEURS	0	5.995	5.995
DE*	CNP ASSUR VALUE ET MOMENTUM	0	25.202	25.202
DE*	CNP DNCA VALUE EUROPE	0	318.803	318.803
DE*	COHEN & STEERS REAL ASSETS FUND, INC	0	17.352	17.352
DE*	COHEN & STEERS, INC	0	3.081	3.081
DE*	COHEN&STEERS REAL ASSETS MULTI STRAT FUN	0	143.783	143.783
DE*	COLOMBES 6	0	102.019	102.019
DE*	COLONIAL FIRST STATE INVESTMENT FUND.	0	30.909	30.909
DE*	COLUMBIA CAPITAL ALLOCAT MODER CONSER PO	0	8.944	8.944
DE*	COLUMBIA CAPITAL ALLOCATON AGGRESSIVE P	0	7.222	7.222
DE*	COLUMBIA CAPITAL ALLOCATON CONSERVAT PO	0	5.847	5.847
DE*	COLUMBIA CAPITAL ALLOCATON MODER AGG P	0	6.095	6.095
DE*	COLUMBIA CAPITAL ALLOCATON MODERATE FOR	0	8.741	8.741
DE*	COMING PENS TR EU DYN RED EQ O JPM N	0	499.009	499.009
DE*	COMINGLED PENSION TRUST FUND (INTERNATIONAL ADVANTAGE) OF JPMORGAN CHASE BANK	0	884.905	884.905
DE*	COMINGLED PENSION TRUST FUND (LITREPID INTERNATIONAL) OF JPMORGAN CHASE BANK	0	702.994	702.994
DE*	COMMONFUND STRATEGIC SOLUTIONS GLOBAL EQUITY LLC	0	24.790	24.790
DE*	CONNECTICUT GENERAL LIFE INSURANCE COMPANY	0	6.380	6.380
DE*	CONNECTICUT GENERAL LIFE INSURANCE COMPANY	0	29.794	29.794
DE*	CONNECTICUT GENERAL LIFE INSURANCE COMPANY	0	30.800	30.800
DE*	CONSTRUCTION AND BUILDING UNIONS SUPERANNUATION FUND	0	51.118	51.118
DE*	CONSTRUCTION AND BUILDING UNIONS SUPERANNUATION FUND	0	259.651	259.651
DE*	CONVI DIVERSIFYE	0	60.000	60.000
DE*	CORCOMMODITY MANAGEMENT - FOUNDERS ABSOLUTE RETURN MASTER FUND LTD	0	1.784	1.784
DE*	CORNERSTONE ADVISORS GLOBAL PUBLIC EQUITY FUND	0	14.754	14.754
DE*	COVEA ACTIONS EURO	0	276.663	276.663
DE*	COVEA ACTIONS EUROPE OPPORTUNITIES	0	527.429	527.429
DE*	COVEA ACTIONS REMEDMENT	0	1.132.031	1.132.031
DE*	COVEA FINANCE ACT. EUROPE	0	419.858	419.858
DE*	COVEA FINANCE ACTI EUROPE	0	387.163	387.163
DE*	COVEA FINANCE EUROPE	0	105.676	105.676
DE*	CPK CONDOMATEUR ACTIONNAIRE	0	16.702	16.702
DE*	CPK-EURO HIGH DIVIDEND	0	308.179	308.179

*[Handwritten signature]*

*[Handwritten signature]*

Pagina \$5  
20  
3.214

Azionisti  
Azionisti in proprio: 3.224 10 Azionisti in delega.  
10

03962/2005



83942/100

## LISTA ESITO DELLE VOTAZIONE

Oggetto: Attribuzione dell'utile di esercizio.

## FAVOREVOLI

Badge	Ragione Sociale	Proprio	Delega	Totale
DE*	CEP EUROLAND	0	491.463	491.463
DE*	CEP EUROLAND PREMIUM	0	199.556	199.556
DE*	CEP EUROPE ESG	0	15	15
DE*	CEP EUROPE MOUVELLE	0	2.619	2.619
DE*	CEP INVEST - GEAR WORLD	0	100.000	100.000
DE*	CEP INVEST GLOBAL EQUITY ESG	0	8.900	8.900
DE*	CEP INVEST-EUROPE SPECIAL	0	35.527	35.527
DE*	CIYIP - LAZARD INTERNATIONAL EQUITY ADVANTAGE FUND	0	892.580	892.580
DE*	D. E. SHAW ALL COUNTRY GLOBAL ALPHA EXTENSION	0	819.568	819.568
DE*	D. E. SHAW VALUE ALL COUNTRY ALPHA EXTENSION	0	109.386	109.386
DE*	D. E. SHAW WORLD ALPHA EXTENSION PORTFOLIOS LLC	0	2.065.069	2.065.069
DE*	DANSKE BANK FULJER	0	250.582	250.582
DE*	DANSKE INVEST SICAV	0	151.623	151.623
DE*	DASSAULT SYSTEM DYNAMIQUE	0	47.862	47.862
DE*	DBI FOMDS EBB	0	8.030	8.030
DE*	DEPARTMENT OF STATE LANDS	0	136.566	136.566
DE*	DEVELOPED INTERNATION EQUITY SELECT ETF	0	2.859	2.859
DE*	DHL EMPLOYEE BENEFIT FUND OF DE	0	263.295	263.295
DE*	DIGNITY HEALTH	0	131.080	131.080
DE*	DIGNITY HEALTH RETIREMENT PLAN TRUST	0	149.715	149.715
DE*	DMCA INVEST	0	1.844.022	1.844.022
DE*	DMCA MF VALUE EUROPE	0	173.334	173.334
DE*	DMCA VALUE EUROPE	0	989.522	989.522
DE*	DORVAL CONVICTIONS	0	161.542	161.542
DE*	DORVAL CONVICTIONS PEA	0	80.238	80.238
DE*	DPAM EQUITY 1	0	220.000	220.000
DE*	DUPONT PENSION TRUST	0	145.420	145.420
DE*	DYNAMIQUE-JAS HEMNESSY CO	0	12.651	12.651
DE*	EDMOND DE ROTHSCHILD ASSET	0	185.580	185.580
DE*	EDMOND DE ROTHSCHILD EQUITY EUROPE	0	240.006	240.006
DE*	EDMOND DE ROTHSCHILD FUND EQUITY	0	793.460	793.460
DE*	EDMOND DE ROTHSCHILD FUND II -	0	40.917	40.917
DE*	EDMOND DE ROTHSCHILD FUND INCOME	0	230.470	230.470
DE*	EDR FUND GLOBAL VALUE	0	160.470	160.470
DE*	ESSEPARNE 2	0	26.242	26.242
DE*	ENBW ENERGIE BADEN-WUERTTEMBERG AG	0	200.829	200.829
DE*	ENHANCED INDEX INTERNATIONAL SHARE FUND	0	22.256	22.256
DE*	EPARGNE EQUILLIBRE FCPE	0	34.554	34.554
DE*	EPARGNE PRUDENCE THALES	0	68.947	68.947
DE*	EPOQUE	0	85.464	85.464
DE*	EPS	0	67.838	67.838
DE*	EQ ADV DYNAMIC MODERATE GROWTH PORTFOLIO	0	99.859	99.859
DE*	EQ ADV TRUST EQ/INT. EQ. INDEX PORTFOLIO	0	579.193	579.193

Pagina 56

Azionisti in proprio: 3.724 Tare: 20  
 Azionisti in delega: 10 Azionisti in delega: 3.214

LISTA ESITO DELLE VOTAZIONE  
 Oggetto: Attribuzione dell'utile di esercizio.


FAVOREVOLI

Badge	Regione Sociale	Proprio	Delega	Totale
DE*	EQ ADVISORS TRUST - 1290 VT SMARTBETA EQ	0	2.100	2.100
DE*	EQ ADVISORS TRUST - ATM INTERNATIONAL MANAGED VOLATILITY PORTFOLIO	0	278.264	278.264
DE*	EQ ADVISORS TRUST - AXA / AB DYNAMIC GROWTH PORTFOLIO	0	22.450	22.450
DE*	EQ ADVISORS TRUST - AXA INTERNATIONAL CORE MANAGED VOLATILITY PORTFOLIO	0	315.778	315.778
DE*	EQ ADVISORS TRUST - AXA INTERNATIONAL MANAGED VOLATILITY PORTFOLIO	0	372.726	372.726
DE*	EQ ADVISORS TRUST-AXA/TEMPLETON GLOBAL EQUITY MANAGED VOLATILITY PORTFOLIO	0	196.651	196.651
DE*	EQ ADVISORS TRUST-AXA GLOBAL EQUITY MANAGED VOLATILITY PORTFOLIO	0	111.546	111.546
DE*	EQ ADVISORS TRUST-AXA INTL VALUE MANAGED	0	219.362	219.362
DE*	ERISA ACTIONS EUROPE N2	0	21.088	21.088
DE*	ETFS EURO STOXX 50 ETF	0	137.264	137.264
DE*	EULER HERMES PATRIMONIA	0	39.206	39.206
DE*	EUROBEN LIFE PENSION DAC	0	454.866	454.866
DE*	EUROPEAN EQUITY FOND OF KOKOSAI TRUST INTERTRUST TRUSTEES	0	10.828	10.828
DE*	EVIAN A EQUILIBRE	0	28.331	28.331
DE*	EVOLUTIS	0	13.519	13.519
DE*	FAM SERIES UCITS ICAV	0	344.905	344.905
DE*	FAMILY INVESTMENTS CHILD TRUST FUND	0	70.525	70.525
DE*	FAMILY INVESTMENTS GLOBAL ICVC FAMILY BALANCED INT FUND	0	74.290	74.290
DE*	FCP AC2R LA MCDIALE ACT EUROPE ISR	0	51.538	51.538
DE*	FCP AIM ACT ZONE EUR ISR	0	710.000	710.000
DE*	FCP ALM ACTIONS EURO	0	2.370.000	2.370.000
DE*	FCP BNP PARIBAS ACTIONS EUROPE	0	1.006.543	1.006.543
DE*	FCP CAMGEST VALEURS EURO	0	9.915	9.915
DE*	FCP CARPMKO EUROPE	0	437.301	437.301
DE*	FCP EPARGNE EUR DYNAMIQUE	0	151.749	151.749
DE*	FCP FCE INVEST EURO	0	73.385	73.385
DE*	FCP FIAO	0	411.571	411.571
DE*	FCP FRANCE INVEST. INTER	0	240.040	240.040
DE*	FCP FRANCE PLACEMENT INTERNATIONAL	0	239.226	239.226
DE*	FCP GERISO	0	237.683	237.683
DE*	FCP HAMELIN DIVERSIFIE FLEX II	0	6.723	6.723
DE*	FCP INDEP ACTIONS ISR BAS	0	19.133	19.133
DE*	FCP R IPSA ACTIONS	0	23.000	23.000
DE*	FCP SARKARAH 6	0	34.500	34.500
DE*	FCP SYCMORE L/S MARKET NEUTRAL	0	56.200	56.200
DE*	FCPE HORIZON EP. ACTION	0	80.000	80.000
DE*	FDC A2 POCHE TITRES	0	29.586	29.586
DE*	FDRN AMUNDI	0	54.028	54.028
DE*	FEDERAL ETHI-PATRIMONE	0	85.065	85.065
DE*	FEDERAL OPTIMAL (PART P)	0	10.654	10.654
DE*	FEDERATED SWIT TRUST	0	71.600	71.600
DE*	FEG-EUROBEN EQUITIES SUSTAINABLE	0	366.442	366.442
DE*		0	15.019	15.019

Pagina 57

Azionisti in proprio: 3.224 Teste: 20  
 Azionisti in delega: 10 Azionisti in delega: 3.214

03942/1207



83942/1908

LISTA ESITO DELLE VOTAZIONE  
 Oggetto: Attribuzione dell'utile di esercizio.

## FAVOREVOLI

Badge	Ragione Sociale	Proprio	Delega	Totale
DE*	FIDELIA ASSISTANCE	0	3.497	3.497
DE*	FIDELITY COMMON CONTRACTUAL FUND II	0	160.836	160.836
DE*	FIDELITY CONCORD STREET TRUST: FIDELITY SERIES INTERNATIONAL INDEX FUND	0	12.800	12.800
DE*	FIDELITY FUNDS SICAV	0	179.742	179.742
DE*	FIDELITY GROUP TRUST FOR EMPLOYEE BEN PL	0	1.081.030	1.081.030
DE*	FIDELITY INVESTMENT FUNDS - FIDELITY INDEX EUROPE EX UK FUND	0	118.160	118.160
DE*	FIDELITY INVESTMENT FUNDS - FIDELITY INDEX WORLD FUND	0	87.695	87.695
DE*	FIDELITY INVESTMENTS MONEY MANAGEMENT INC	0	1.800	1.800
DE*	FIDELITY PURIT TR FID SER INTRINSIC OPF	0	10.000	10.000
DE*	FIDELITY PURITAN TF LOW PRICE STOCK FUND	0	7.245.003	7.245.003
DE*	FIDELITY RUTLAND SQUARETRUST II: STRATEGIC ADVISERS INT F	0	2.157.462	2.157.462
DE*	FIDELITY SAL SP FIDELITY GLOBAL EX US IW	0	655.152	655.152
DE*	FIDELITY SALEM STR 7 FID TOTAL INT IND F	0	241.564	241.564
DE*	FIDELITY SALEM STREET TRUST: FIDELITY ZERO INTERNATIONAL INDEX FUND	0	110.734	110.734
DE*	FIDELITY UCITS II FCNV	0	7.249	7.249
DE*	FIDUCIARY TRUST COMPANY INTERNATIONAL AS AGENT FORUS CLIENTS	0	337	337
DE*	FIRST TRUST DYNAMIC EUROPE EQUITY INCOME	0	502.955	502.955
DE*	FIRST TRUST EUROPE ALPHADEX FUND	0	170.374	170.374
DE*	FIRST TRUST EUROZONE ALPHADEX ETF	0	26.332	26.332
DE*	FIRST TRUST HORIZON MANAGED VOLATILITY D	0	19.838	19.838
DE*	FIRST TRUST RIVERFRONT DYH DEV INT ETF	0	151.460	151.460
DE*	FIRST TRUST RIVERFRONT DYNAMIC EUROPE ET	0	45.650	45.650
DE*	FISHER INVEST ALL WORLD EQ COLLECTIVE FD	0	165.796	165.796
DE*	FISHER INVESTMENTS ALL FOREIGN EQ COL FD	0	9.697	9.697
DE*	FISHER INVESTMENTS FOREIGN EQUITY COLL F	0	147.671	147.671
DE*	FLEXSHARES INTERNATIONAL QUALITY DIVIDEND DEFENSIVE INDEX FUND	0	29.584	29.584
DE*	FLEXSHARES INTERNATIONAL QUALITY DIVIDEND INDEX FUND	0	534.711	534.711
DE*	FLEXSHARES INTL QUALITY DIVIDEND DYNAMIC	0	13.806	13.806
DE*	FLEXSHARES MORNINGSTAR DEVELOPED MARKETS	0	139.357	139.357
DE*	FLEXSHARES MORNINGSTAR GLOBAL OPSTREAM N	0	2.561.864	2.561.864
DE*	FLEXSHARES STOXX GLOBAL ESG IMPACT INDEX	0	7.590	7.590
DE*	FLOREISSIME DYNAMISME	0	3.235	3.235
DE*	FONDATION ROMA SIF	0	2.051	2.051
DE*	FONDS DE RESERVE POUR LES RESTRAITES	0	14.194	14.194
DE*	FOREIGN STOCK INDEX MOTHER FUND	0	311.818	311.818
DE*	FP ROUSSELL INVESTMENTS ICVC-FP ROUSSELL INV INT GROWTH ASSETS FD	0	70.000	70.000
DE*	FP ROUSSELL INVESTMENTS ICVC-FP ROUSSELL INV UK GROWTH ASSETS FD	0	8.974	8.974
DE*	FRANCE INVESTISSEMENT CAPITALISATIONS MOYENNES	0	17.006	17.006
DE*	FRANCE PLACEMENT EURO	0	157.049	157.049
DE*	FRANKLIN T.VARIABLE INS.PROD.FOREIGN VIP	0	1.453.222	1.453.222
DE*	FRANKLIN TEMPLETON INVESTMENT FUNDS	0	674.349	674.349
DE*	FRANKLIN TEMPLETON SHARIAH FUNDS 6A	0	11.351.033	11.351.033
DE*		0	119.514	119.514

Pagina 58

Azionisti: 3.224 Teste: 20  
 Azionisti in proprio: 10 Azionisti in delega: 3.214

LISTA ESITO DELLE VOTAZIONE

Oggetto: Attribuzione dell'utile di esercizio.

FAVOREVOLI

Badge	Ragione Sociale	Proprio	Delega	Totale
DE*	FRANKLIN TEMPLETON VARIAB. INSURANCE	0	1.507.144	1.507.144
DE*	FRIENDS LIFE AND PENSIONS LIMITED PIXHAM END	0	28.100	28.100
DE*	FRIENDS LIFE FUNDS LIMITED	0	36.941	36.941
DE*	FTSE ALL WORLD INDEX FUND	0	140.846	140.846
DE*	FUT15 FONDS INDUSTRIELLE ALLIANCE	0	42.035	42.035
DE*	FUNDACAO CALOUSTE GULBENKIAN	0	58.301	58.301
DE*	GA FUND L	0	8.923	8.923
DE*	GAM INVESTMENT MANAGEMENT (SWI	0	3.800	3.800
DE*	GAM INVESTMENT MANAGEMENT (SWITZERLAND) AG ON BEHALF OF INST	0	3.412	3.412
DE*	GAM INVESTMENT MANAGEMENT (SWITZERLAND) AG ON BEHALF OF INST BVG/LDP FLEXIBLE FUND	0	100.917	100.917
DE*	GENERAL CONFERENCE CORPORATION OF SEVENTH DAY ADVENTISTS	0	76.532	76.532
DE*	GIVI GLOBAL EQUITY FUND A SERIES TRUST OF GLOBAL MULTI STRATEGY	0	28.070	28.070
DE*	GLOBAL INTREPID - CANADA FUND	0	33.879	33.879
DE*	GLOBAL X SCIENTIFIC BETA EUROPE ETF	0	1.793	1.793
DE*	GMM GROUP PENSION TRUST II	0	125.830	125.830
DE*	GMM GROUP PENSION TRUST III	0	394.083	394.083
DE*	GNF ASSURANCES (A) EUROPE	0	233.928	233.928
DE*	GNE-VIE CANTON D (A) EUROPE	0	805.931	805.931
DE*	GOLDMAN SACHS IMPER EQUITY INSIGHTS FUND	0	1.182.475	1.182.475
DE*	GOLDMAN SACHS TRST II-GOLDMAN SACHS MULTI-MNGR GLOBAL EQT FUND	0	4.950	4.950
DE*	GOLDMAN SACHS TRUST - GOLDMAN SACHS ABSOLUTE RETURN TRACKER FUND	0	24.200	24.200
DE*	GOLDMAN SACHS TRUST - GOLDMAN SACHS INTERNATIONAL EQUITY DIVIDEND AND PREMIUM FUND	0	88.622	88.622
DE*	GOLDMAN SACHS TRUST II - MULTI-MANAGER INTERNATIONAL EQUITY FUND	0	167.322	167.322
DE*	GOLDMAN SACHS TRUST- GOLDMAN SACHS GLOBAL MANAGED BETA FUND	0	20.551	20.551
DE*	GOLDMAN SACHS VARIABLE INS TRUST - G SACHS STRATEGIC INTER EQUITY FUND	0	51.917	51.917
DE*	GOTHAM CAPITAL V LLC	0	652	652
DE*	GOVERNMENT OF NORWAY	0	57.122.062	57.122.062
DE*	GRD 2D ACTIONS	0	409.432	409.432
DE*	GRD ACTIONS ZONE EURO - FOCHE	0	114.004	114.004
DE*	GUINNESS ATKINSON GLOBAL ENERGY FUND	0	46.860	46.860
DE*	H.F.S.T. AUSTRALIA LIMITED	0	223.898	223.898
DE*	HAMELIX DIVERSIFIE FLEX I	0	37.000	37.000
DE*	HANG SENG INSURANCE COMPANY LIMITED	0	120.469	120.469
DE*	HEOS INTERNATIONAL INV FUNDS ICVC- EUROPEAN FUND	0	171.187	171.187
DE*	HC CAPITAL TRUST - THE ESG GROWTH PORTFOLIO	0	284.775	284.775
DE*	HC CAPITAL TRUST - THE INTERNATIONAL EQUITY PORTFOLIO	0	85.108	85.108
DE*	HC CAPITAL TRUST THE COMMODITY RETURNS STRATEGY PORTFOLIO	0	171.060	171.060
DE*	HC CAPITAL TRUST- THE CATHOLIC SRI GROWTH PORTFOLIO	0	74.181	74.181
DE*	HC CAPITAL TRUST- THE INSTITUTIONAL INTERNATIONAL EQUITY ETF	0	5.545	5.545
DE*	HFEH COFONDS	0	539.762	539.762
DE*	HGIF GLOB. EQ VOLATILLY FO	0	18.000	18.000
DE*	HOSPITALS POOLED SUPERANNUATION TRUST	0	170.765	170.765
DE*		0	51.574	51.574

*[Handwritten signature]*

*[Handwritten signature]*

Azionisti in propria: 3.224  
 Azionisti in delega: 10  
 Totale: 3.234

835942/1209

83942/210

LISTA ESITO DELLE VOTAZIONI

Oggetto: Attribuzione dell'utile di esercizio.

FAVOREVOLI

Badge	Ragione Sociale	Proprio	Delega	Totale
DE*	HSBC ACTIONS MONDE	0	41.127	41.127
DE*	HSBC AS TRUSTEE FOR SSGA EUROPE EX UK EQUITY TRACKER FUND	0	2.184.470	2.184.470
DE*	HSBC ETFs	0	76.238	76.238
DE*	HSBC ETFS PLC 1 28 NORTH WALL QUAY	0	90.406	90.406
DE*	HSBC EURO EQUITY VOL FOCUSED	0	146.791	146.791
DE*	HSBC EURO MULTI-ASSET INCOME FUND	0	40.000	40.000
DE*	HSBC EUROPEAN INDEX FUND	0	24.030	24.030
DE*	HSBC GLOBAL ASSET MANAGEMENT LTD	0	640.851	640.851
DE*	HSBC GLOBAL FUND ICAV	0	2.434	2.434
DE*	HSBC GLOBAL INVESTMENT FUNDS	0	1.844	1.844
DE*	HSBC GLOBAL POWER RESOURCES EQUITY FUND	0	112.741	112.741
DE*	HSBC GLOBAL RESOURCES ENERGY MOTHER FUND	0	60.699	60.699
DE*	HSBC INKA INVESTMENT AS TCV FOR TCV LA STRATEGY	0	68.066	68.066
DE*	HSBC LIFE (INTERNATIONAL) LIMITED	0	77.690	77.690
DE*	HSBC MANAGED BALANCED FUND	0	225.695	225.695
DE*	HSBC MANAGED GROWTH FUND	0	9.275	9.275
DE*	HSBC MANAGED STABLE FUND	0	15.628	15.628
DE*	HSBC MANAGED STABLE GROWTH FUND	0	979	979
DE*	HSBC MSCI EUROPE UCITS ETF	0	1.204	1.204
DE*	HSBC MULTI-ASSET DYNAMIC EURO	0	88.025	88.025
DE*	HSBC P IN F HSEC FOOLED GLOBAL EQUITY FD	0	192.876	192.876
DE*	HSBC SUSTAINABLE GLOBAL EQUITY	0	32.853	32.853
DE*	HUTCHISON PROVIDENT AND RETIREMENT PLAN	0	41.585	41.585
DE*	HUTCHISON PROVIDENT FUND.	0	12.895	12.895
DE*	IAC CLARINGTON GLOBAL VALUE FUND	0	20.846	20.846
DE*	IAC INTERNATIONAL EQUITY FD	0	135.018	135.018
DE*	IAG NMA SUPERANNUATION PLAN	0	34.900	34.900
DE*	IBBOTSON INTERNATIONAL SHARES (UNHEDED)	0	102.676	102.676
DE*	IBM 401K PLUS PLAN	0	364.791	364.791
DE*	IBM FRANCE	0	466.704	466.704
DE*	IBM H	0	48.000	48.000
DE*	IBM PERSONAL PENSION PLAN TRUST	0	6.300	6.300
DE*	IBM PERSONAL PENSION PLAN TRUST	0	15.477	15.477
DE*	IBM PERSONAL PENSION PLAN TRUST	0	34.430	34.430
DE*	IBM RETIREMENT PLAN	0	146.777	146.777
DE*	ICARH	0	16.326	16.326
DE*	INDEP ACTIONS CROSSANCE	0	18	18
DE*	INGOSUEZ ALLOCATION DEA	0	169.000	169.000
DE*	INGOSUEZ EUROPE PATRIMOINE	0	181.660	181.660
DE*	INGOSUEZ EUROPE RENDEMENT	0	109.290	109.290
DE*	INDUSTRIAL ALLIANCE INSURANCE & FINANCIA	0	45.600	45.600
DE*	ING DIRECT	0	354.828	354.828
DE*		0	208.067	208.067

LISTA ESITO DELLE VOTAZIONE

Oggetto: Attribuzione dell'utile di esercizio.

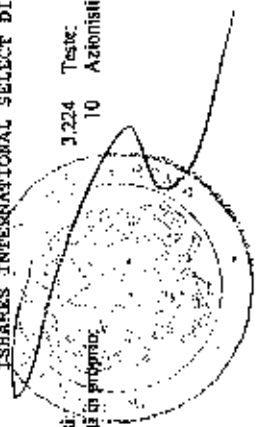
FAVOREVOLI

Badge	Ragione Sociale	Proprio	Delega	Totale
DE*	ING REDEMMENT EUROPE	0	110.000	110.000
DE*	INKA PROCEDURA	0	11.610	11.610
DE*	INSTITUTIONAL RETIREMENT TRUST	0	25.509	25.509
DE*	INTERNATIONAL EQUITIES FUND	0	19.913	19.913
DE*	INTERNATIONAL MONETARY FUND	0	75.909	75.909
DE*	INTERNATIONAL RESEARCH EQUITY EXTENDED MASTER FUND (CAYMAN) L.P. C/O INTERTRUST CORP SVCS (CAYMAN) LTD	0	0	106.255
DE*	106.255			
DE*	INTERNATIONAL MAG MBH FDR 189600 LEIPENCO	0	11.000	11.000
DE*	INTERNATIONALE KAPITAL MBH FOR LM-PRIVATRENTE-AKTIE	0	150.000	150.000
DE*	INTERNATIONALE KAPITALANLAGEGESELLSCHAFT MBH	0	1.660.898	1.660.898
DE*	INTERNATIONALE KAPITALANLAGEGESELLSCHAFT MBH FOR ANP INEA	0	6.611	6.611
DE*	INTERNATIONALE KAPITALANLAGEGESELLSCHAFT	0	16.346	16.346
DE*	INVEDCO POOLED INVESTMENT FUND-EUROPE FUND	0	357.616	357.616
DE*	INVEST DANKE INV EUROPA HOJT UDEBYTTE	0	370.676	370.676
DE*	INVESTEC FUNDS SERIES I - ENHANCED NATURAL RESOURCES FUND	0	85.763	85.763
DE*	INVESTEC FUNDS SERIES II GLOBAL ENERGY FUND	0	143.063	143.063
DE*	INVESTING	0	112.038	112.038
DE*	IPA CORPORATE ACTIONS AND INCOME	0	118.840	118.840
DE*	IPAC SPEC INV STR INT SHARE STR NO 9	0	118.141	118.141
DE*	IPAC SPECIALIST INVESTMENT STRATEGIES - INTERNATIONAL SHARE STRATEGY NO.1	0	839	839
DE*	IRISH LIFE ASSURANCE PLC	0	1.644.925	1.644.925
DE*	IRISH LIFE ASSURANCE.	0	3.617	3.617
DE*	IRISH LIFE ASSURANCE.	0	12.852	12.852
DE*	IRISH LIFE ASSURANCE.	0	53.233	53.233
DE*	IRISH LIFE ASSURANCE.	0	968.982	968.982
DE*	ISHARES ALLCOUNTRY EQUITY INDEX FUND	0	11.252	11.252
DE*	ISHARES CORE MSCI EAFE ETP	0	9.710.631	9.710.631
DE*	ISHARES CORE MSCI EUROPE ETP	0	298.873	298.873
DE*	ISHARES CORE MSCI INTERNATIONAL DEVELOPED MARKETS ETP	0	851.527	851.527
DE*	ISHARES CORE MSCI TOTAL INTERNATIONAL STOCK ETP	0	186.245	186.245
DE*	ISHARES EDGE MSCI INTL MOMENTUM FACTOR ETP	0	1,509.870	1,509.870
DE*	ISHARES EDGE MSCI INTL SIZE FACTOR ETP	0	51.792	51.792
DE*	ISHARES EDGE MSCI INTL VALDS FACTOR ETP	0	286	286
DE*	ISHARES EDGE MSCI WORLD MINIMUM VOLATILI	0	82.106	82.106
DE*	ISHARES ESG MSCI EAFE ETP	0	1,253	1,253
DE*	ISHARES ESG MSCI EAFE INDEX ETP	0	131.912	131.912
DE*	ISHARES EURO STOXX 50 INDEX ETP	0	793	793
DE*	ISHARES EUROPE ETP	0	3.723	3.723
DE*	ISHARES GLOBAL ENERGY ETP	0	552.576	552.576
DE*	ISHARES GLOBAL MONTHLY DIVIDEND INDEX ETP (CAD-HEDGED)	0	948.210	948.210
DE*	ISHARES INTERNATIONAL FUNDAMENTAL INDEX ETP	0	52.434	52.434
DE*	ISHARES INTERNATIONAL SELECT DIVIDEND ETP	0	42.027	42.027
DE*		0	5,106.617	5,106.617

*[Handwritten signature]*

*[Handwritten signature]*

Pagina 61  
 Azionisti in proprio: 3.224 Teste: 20  
 Azionisti in delega: 10 Azionisti in delega: 3.214



83942/2011

83942/1212

LISTA ESITO DELLE VOTAZIONI  
 Oggetto: Attribuzione dell'utile di esercizio.

FAVOREVOLI

Badge	Ragione Sociale	Proprio	Delega	Totale
DE*	ISHARES MSCI ACWI ETF	0	515.989	515.989
DE*	ISHARES MSCI ACWI EX US ETF	0	428.472	428.472
DE*	ISHARES MSCI EAFE ETF	0	11.435.554	11.435.554
DE*	ISHARES MSCI EUROPE IMI INDEX ETF	0	2.241.413	2.241.413
DE*	ISHARES MSCI EUROZONE ETF	0	55.338	55.338
DE*	ISHARES MSCI GLOBAL ENERGY PRODUCERS ETF	0	3.956.158	3.956.158
DE*	ISHARES MSCI ITALY ETF	0	53.880	53.880
DE*	ISHARES MSCI KOKUSAI ETF	0	2.194.353	2.194.353
DE*	ISHARES MSCI WORLD ETF	0	9.702	9.702
DE*	ISHARES WHOLESAL E INTERN EQ INDEX FUND	0	36.595	36.595
DE*	ISHARES WHOLESAL E SCREENED INTERNATIONAL EQUITY INDEX FUND	0	176.231	176.231
DE*	JANUS HENDERSON GLOBAL NATURAL RESOURCES FD	0	19.852	19.852
DE*	JANUS HENDERSON CAPITAL FUNDS PLC	0	60.457	60.457
DE*	JANUS HENDERSON INSTITUTIONAL EUROPEAN INDEX OPPORTUNITIES FUND	0	39.152	39.152
DE*	JAPAN TRUSTEE SERVICES BANK LTD	0	202.932	202.932
DE*	JAPAN TRUSTEE SERVICES BANK LTD	0	2.635	2.635
DE*	JAPAN TRUSTEE SERVICES BANK LTD	0	5.525	5.525
DE*	JAPAN TRUSTEE SERVICES BANK LTD	0	10.370	10.370
DE*	JAPAN TRUSTEE SERVICES BANK LTD	0	14.849	14.849
DE*	JAPAN TRUSTEE SERVICES BANK LTD	0	23.280	23.280
DE*	JAPAN TRUSTEE SERVICES BANK LTD	0	24.898	24.898
DE*	JAPAN TRUSTEE SERVICES BANK LTD	0	78.090	78.090
DE*	JAPAN TRUSTEE SERVICES BANK LTD	0	124.009	124.009
DE*	JAPAN TRUSTEE SERVICES BANK LTD. AS TRUSTEE FOR STB KOKUSAI QUAN TITATIVE EQUITY MOTHER FUND	0	87.931	87.931
DE*	JAPAN TRUSTEE SERVICES BANK LTD. AS TRUSTEE FOR STB GS GLOBAL (EX JAPAN) QUANT EQUITY MOTHER FUND	0	91.997	91.997
DE*	JEFFREY LLC	0	6.206	6.206
DE*	JNL/BLACKROCK GLOBAL ALLOCATION FUND	0	17.631	17.631
DE*	JNL/BLACKROCK NATURAL RESOURCES FUND	0	450.750	450.750
DE*	JNL/FRANKLIN TEMPLETON GLOBAL GROWTH FDM	0	744.137	744.137
DE*	JNL/MELLON CAPITAL INTNL INDEX FUND	0	315.070	315.070
DE*	JOHN HANCOCK FUNDS II GLOBAL ABSOLUTE RETURN STRATEGIES FUND	0	507.932	507.932
DE*	JOHN HANCOCK FUNDS II INTERNATIONAL STRATEGIC EQUITY ALLOCATION FUND	0	132.715	132.715
DE*	JOHN HANCOCK FUNDS II INTERNATIONAL STRATEGIC EQUITY ALLOCATION FUND	0	326.904	326.904
DE*	JOHN HANCOCK FUNDS II STRATEGIC EQUITY ALLOCATION FUND	0	239.425	239.425
DE*	JOHN HANCOCK HEDGE EQUITY AND INCOME FUND	0	26.379	26.379
DE*	JOHN HANCOCK LIFE AND HEALTH INSURANCE COMPANY	0	127.926	127.926
DE*	JOHN HANCOCK VAR INS TRUST STRATEGIC EQUITY ALLOCATION TRUST	0	573.739	573.739
DE*	JOHN HANCOCK VARIABLE INSURANCE TRUST GLOBAL TRST	0	170.472	170.472
DE*	JOHN HANCOCK VARIABLE INSURANCE TRUST INTERNATIONAL EQUITY INDEX TRUST	0	90.809	90.809
DE*	JOHN HANCOCK VARIABLE INSURANCE TRUST INTERNATIONAL VALUE TRUST	0	408.878	408.878
DE*	JP MORGAN CHASE RETIREMENT PLAN	0	129.619	129.619
DE*	JP TR SERV BK LTD ATF MATB MSCI KOKUSAI INDEX MOTHER F	0	13.103	13.103
DE*	VFM EUROPE DYNAMIC (EX UN) FUND	0	1.397.894	1.397.894

LISTA ESITO DELLE VOTAZIONE  
 Oggetto: Attribuzione dell'utile di esercizio.

FAVOREVOLI

Badge	Ragione Sociale	Proprio	Delega	Totale
DE*	JPM FUND ICVC-JPM MULTI-ASSET INCOME FD	0	18.478	18.478
DE*	JPMORGAN RETRAILERS EUROPE ETF	0	1.189.347	1.189.347
DE*	JPMORGAN CHASE BANK - PB - CANADA PARTNERSHIPS	0	32.755	32.755
DE*	JPMORGAN CHASE BANK - PB - UNITED STATES INDIVIDUALS	0	5.419	5.419
DE*	JPMORGAN CHASE BANK - PB - UNITED STATES PARTNERSHIP	0	6.261	6.261
DE*	JPMORGAN CHASE BANK - PB - UNITED STATES TRUSTS	0	3.188	3.188
DE*	JPMORGAN DIVERSIFIED FUND	0	43.072	43.072
DE*	JPMORGAN DIVERSIFIED RETURN EUROPE EQUITY ETF	0	3.833	3.833
DE*	JPMORGAN DIVERSIFIED RETURN GLOB EQ ETF	0	21.645	21.645
DE*	JPMORGAN DIVERSIFIED RETURN INTERNATIONAL EQUITY ETF	0	236.536	236.536
DE*	JPMORGAN EUROPE STRATEGIC DIVIDEND FUND	0	32.780	32.780
DE*	JPMORGAN EUROPEAN INVESTMENT TRUST PLC	0	194.412	194.412
DE*	JPMORGAN FUND ICVC - JPM EUROPE FUND	0	45.798	45.798
DE*	JPMORGAN FUNDS	0	5.555.792	5.555.792
DE*	JPMORGAN FUNDS (IRELAND) ICAY	0	1.533	1.533
DE*	JPMORGAN GLOBAL ALLOCATION FUND	0	244.626	244.626
DE*	JPMORGAN INCOME BUILDER FUND	0	236.394	236.394
DE*	JPMORGAN INSURANCE TRUST INCOME BUILDER	0	1.305	1.305
DE*	JPMORGAN INTERNATIONAL ADVANTAGE FUND	0	2.145.679	2.145.679
DE*	JPMORGAN INTERNATIONAL VALUE FUND	0	218.672	218.672
DE*	JPMORGAN INTEREST EUROPEAN FUND	0	694.849	694.849
DE*	JPMORGAN INVESTMENT FUNDS	0	2.137.324	2.137.324
DE*	JPMORGAN LIFE LIMITED	0	6.242	6.242
DE*	JPMORGAN MULTI BALANCED FUND	0	3.178	3.178
DE*	JPMORGAN MULTI INCOME FUND	0	100.289	100.289
DE*	JPMORGAN SAR EUROPEAN FUND 50/F	0	484.935	484.935
DE*	JUNON ACTIONS OBLIGATIONS	0	77.121	77.121
DE*	KAISER FOUNDATION HOSPITALS	0	229.540	229.540
DE*	KAISER PERMANENTE GROUP TRUST	0	1.795.352	1.795.352
DE*	KATHERINE C. MOORE CHARITABLE LEAD ANNUITY TRUST II	0	2.180	2.180
DE*	KL EUROTOXX50 DB	0	47.431	47.431
DE*	KRESHLIFE 2 FONDS	0	5.900	5.900
DE*	L. S. DYNAMIQUE ET SOLIDAIRE	0	8.461	8.461
DE*	LA MONDIALE	0	1.170.000	1.170.000
DE*	LA SAUVEGARDE (A) EUROPE	0	12.942	12.942
DE*	LATECOSE A	0	5.764	5.764
DE*	LATVIJAS BANKA	0	11.075	11.075
DE*	LAUDUS INTERNATIONAL MARKETMASTERS FUND	0	16.285	16.285
DE*	LAUSANNE N 6	0	21.660	21.660
DE*	LAZARD ASSET MANAGEMENT LLC	0	3.318	3.318
DE*	LAZARD GLOBAL DYNAMIC MULTI ASSET PORTFOLIO	0	1.562	1.562
DE*	LAZARD INTERNATIONAL EQUITY ADVANTAGE PORTFOLIO	0	360	360
DE*	LAZARD-MANAGED EQUITY VOLATILITY PORTFOLIO	0	3.314	3.314

3942/1213


*[Handwritten signature]*

*[Handwritten signature]*

Pagina 63

20  
3.214

Azionisti: 3.224 Teste: 10  
 Azionisti in delega: 10





83942/2019

LISTA ESITO DELLE VOTAZIONE  
 Oggetto: Attribuzione dell'utile di esercizio.

## FAVOREVOLI

Badge	Ragione Sociale	Proprio	Delega	Totale
DE*	LAZARD RETIREMENT GLOBAL DYNAMIC MULTI ASSET PORTFOLIO	0	13.410	13.410
DE*	LCRM GLOBAL EQUITY FUNDS	0	38.922	38.922
DE*	LCF PHARMA INTERNATIONAL	0	68.260	68.260
DE*	LCL ACTIONS EURO CORE+	0	33.308	33.308
DE*	LCL ACTIONS EURO RESTRUCTURATION	0	23.996	23.996
DE*	LCL ACTIONS EUROPE	0	5.591	5.591
DE*	LCL ACTIONS EUROPE CORE + EURO	0	6.139	6.139
DE*	LCL ACTIONS FRANCE CORE PLUS	0	117	117
DE*	LCL ACTIONS MONDE HORS EUROPE EURO	0	133.208	133.208
DE*	LEGAL AND GENERAL ASSURANCE PENSIONS MANAGEMENT LIMITED	0	10.720.394	10.720.394
DE*	LEGAL AND GENERAL ASSURANCE SOCIETY LIMITED	0	179.114	179.114
DE*	LEGAL AND GENERAL COLLECTIVE INVESTMENT TRUST.	0	372.412	372.412
DE*	LEGAL AND GENERAL COLLECTIVE INVESTMENT TRUST..	0	823	823
DE*	LEGAL AND GENERAL COLLECTIVE INVESTMENT TRUST...	0	6.081	6.081
DE*	LEGAL AND GENERAL INVESTMENT MANAGEMENT	0	535	535
DE*	LEGG MASON INC.	0	1.034	1.034
DE*	LEGG MASON QS INVESTORS GLOBAL EQUITY FU	0	11.462	11.462
DE*	LEMBAGA TABUNG AMANAH PEKERJA	0	31.518	31.518
DE*	LGT SELECT FUNDS	0	97.591	97.591
DE*	LOF EUROPE ALL CAP LEADERS.	0	1.500	1.500
DE*	LOHBEARD ODIER ASSET MANAGEMENT (SWITZERLAND) SA	0	439	439
DE*	LOS ANGELES CAPITAL GLOBAL FUND PLC	0	44.819	44.819
DE*	LUCRF PTY LTD FOR THE LABOUR UNION CO-OPERATIVE RETIREMENT FUND	0	47.181	47.181
DE*	LV CHALLENGE	0	75.589	75.589
DE*	MAAF SANTE	0	10.873	10.873
DE*	MAAF VIE ACTIF GENERAL	0	407.196	407.196
DE*	MAAF VIE WINNEBO PERF	0	1.443	1.443
DE*	MACQUARIE INVESTMENT MANAGEMENT LIMITED	0	1.291.620	1.291.620
DE*	MACQUARIE MULTI FACTOR FUND	0	46.063	46.063
DE*	MAINFIRST SICAV	0	68.000	68.000
DE*	MAN AHL DIVERSIFIED MARKETS EU SEUR- WORLD TRADE CENTER	0	320	320
DE*	MAN FUNDS VII IICAV-MAN AHL DIVERSIFIED.	0	3.324	3.324
DE*	MAN NUMERIC INTERNATIONAL ALPHA (US) LP	0	89.740	89.740
DE*	MANAGED PENSION FUNDS LIMITED	0	392.316	392.316
DE*	MANAGEMENT BOARD PUBLIC SERVICE PENSION	0	7.001	7.001
DE*	MANNING AND NAPIER	0	28.145	28.145
DE*	MANULIFE GLOBAL FUND.	0	127.452	127.452
DE*	MANULIFE INTERNATIONAL EQUITY FUND.VT	0	790.206	790.206
DE*	MASTER TRUST FOR SIEMENS PENSION PLANS	0	38.618	38.618
DE*	MASTER TRUST FOR SIEMENS SAVINGS PLANS	0	152.981	152.981
DE*	MAVDSLEY CHARITY	0	25.422	25.422
DE*	MCKINLEY NOW US DEVELOPED 130 30 GROWTH ONSHORE FUND LP C O MCKINLEY C.MGMT.LIC	0	19.339	19.339
DE*	MERCER UNHEDGED OVERSEAS SHARES TRUST	0	142.609	142.609

LISTA ESITO DELLE VOTAZIONE

Oggetto: Attribuzione dell'utile di esercizio.

FAVOREVOLI

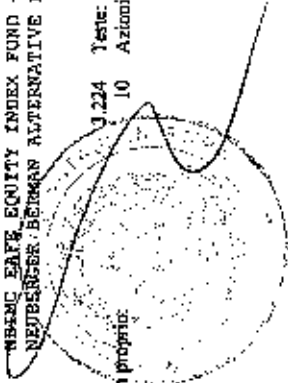
Badge	Ragione Sociale	Proprio	Delega	Totale
DE*	MERRILL LYNCH PROFESSIONAL CLEARING CORP	0	62.430	62.430
DE*	MFS BLENDED RESEARCH INTERNATIONAL EQUITY FUND	0	231.448	231.448
DE*	MFS DEVELOPMENT FUNDS, LLC	0	1.059	1.059
DE*	MFS DIVERSIFIED INCOME FUND	0	683.065	683.065
DE*	MFS EQUITY INCOME FUND	0	132.263	132.263
DE*	MFS GLOBAL ALTERNATIVE STRATEGY FUND	0	3.587	3.587
DE*	MFS GLOBAL TOTAL RETURN FUND	0	1.347.128	1.347.128
DE*	MFS HERITAGE TRUST COMPANY COLLECTIVE INVESTMENT TRUST	0	224.130	224.130
DE*	MFS INSTITUTIONAL INTERNATIONAL EQUITY F	0	6.087.060	6.087.060
DE*	MFS INTERNATIONAL RESEARCH EQUITY LLC	0	22.975	22.975
DE*	MFS RESEARCH INTERNATIONAL FUND	0	4.329.478	4.329.478
DE*	MFS VAR INSURANCE TRUST II-MFS GLOBAL TACTICAL ALLOCATION PFF	0	78.190	78.190
DE*	MFS VARIABLE INSURANCE TRUST - MFS TOTAL RETURN SERIES	0	319.198	319.198
DE*	MFS VARIABLE INSURANCE TRUST I - MFS RESEARCH INT PORTFOLIO	0	210.721	210.721
DE*	MINWORKERS PENSION SCHEME	0	629.818	629.818
DE*	MINISTRY OF ECONOMY AND FINANCE	0	313.849	313.849
DE*	MISSOURI EDUCATION PENSION TRUST	0	1.083.279	1.083.279
DE*	MLC INVESTMENTS, LLC LIMITED	0	966.582	966.582
DE*	MONDRIAN SA (A) EUROPE	0	345.180	345.180
DE*	MONDRIAN ALL COUNTRIES WORLD EX-0.5	0	453.428	453.428
DE*	MONDRIAN INT.EQ.COLLECTIVE.INV.TRUST	0	750.275	750.275
DE*	MONDRIAN INTERNATIONAL EQUITY FUND	0	1.004.106	1.004.106
DE*	MANGELAS	0	35.433	35.433
DE*	MORGAN STANLEY INVESTMENT FUNDS	0	831.825	831.825
DE*	MSCI EUROPE EQUITY ESG SCREENED INDEX FU	0	3.394	3.394
DE*	MTB GOVERNMENT PENSION INVESTMENT FUND 4	0	7.431.856	7.431.856
DE*	MTBJ DAIDO LIFE FOREIGN EQUITY MOTHER FD	0	3.210	3.210
DE*	MULTI-MANAGER DIRECTIONAL ALTERNATIVE STRATEGIES FUND	0	53.235	53.235
DE*	MULTI-MANAGER INTERNATIONAL EQUITY STRATEGIES FUND	0	331.862	331.862
DE*	M 1 RENDIMENTO USINOR	0	17.268	17.268
DE*	NATEXIS PERFORMANCE 9	0	42.694	42.694
DE*	NATIONAL COUNCIL FOR SOCIAL SEC FUND	0	22.615	22.615
DE*	NATIONAL FARMERS UNION MUTUAL INSURANCE	0	289.855	289.855
DE*	NATIONAL GRID UK PENSION SCHEME	0	169.792	169.792
DE*	NATIONWIDE BALLARD INTERNATIONAL EQUIT F	0	60.000	60.000
DE*	NATIONWIDE INTERNATIONAL INDEX FUND	0	244.261	244.261
DE*	NATIXIS IONIS	0	7.546	7.546
DE*	NATIXIS ICR ACTIONS BURO	0	59.681	59.681
DE*	NATWEST TR+DEP SERV LTD ATO ST. JAMES'S PL MULTI ASS ON TR	0	134.900	134.900
DE*	NATWEST TR+DEP SERV LTD ATO ST. JAMES'S PL STRAT INC ON TR	0	137.913	137.913
DE*	NATWEST TR+DEP SERV LTD AVO ST. JAMES'S PL GL EQ UN TR	0	202.862	202.862
DE*	NBS&C SAFE EQUITY INDEX FUND - CLASS N	0	58.456	58.456
DE*	NEUBERGER BERMAN ALTERNATIVE FUNDS - N9 MULTI-STYLE PREMIA FO	0	5.803	5.803

Azionisti in proprio: 10 Azionisti in delega: 20  
 Azionisti: 10 Azionisti in delega: 3214

83942/1215

*[Handwritten signature]*

*[Handwritten signature]*



83942/1216

LISTA ESITO DELLE VOTAZIONE

Oggetto: Attribuzione dell'utile di esercizio.

FAVOREVOLI

Ragione Sociale	Proprio	Delega	Totale
NEUBERGER BERMAN ALTERNATIVE FUNDS NB MULTI-ASSET INCOME FUND	0	1.246	1.246
NEUBERGER BERMAN GLOBAL ALLOCATION FUND	0	1.767	1.767
NEUBERGER BERMAN INVESTM FONDS PLC	0	18.295	18.295
NEUFILIE VIE OPPORTUNITES	0	45.000	45.000
NEW ENGLANDTRUSTERS AND TRUCKING INDUSTRY PENSION PLAN	0	32.760	32.760
NEW MEXICO STATE INVESTMENT COUNCIL	0	361.975	361.975
NEW YORK STATE COMMON RETIREMENT FUND	0	63.300	63.300
NEW YORK STATE COMMON RETIREMENT FUND	0	463.842	463.842
NEWSUNG NOMINEES LIMITED INVESTORS WHOLESAL GLOBAL EQUITY (INDEX) TRUST	0	110.164	110.164
NFS LIMITED TRAFALGAR COURT ADMIRAL	0	304.411	304.411
NI-RANDDI PRIVATE SECURITIES INVESTMENT TRUST DI (EQUITY BALANCED-DERIVATIVES)	0	8.061	8.061
NIKKO AM WORLD FDS-AM: INTRCK GLOBAL CORE FUND	0	112	112
NIW5 GHDE SCH ACCOUNT	0	877.074	877.074
NN (L)	0	615.022	615.022
NORGES BANK	0	840.228	840.228
NORGE TRADING LTD	0	25.000	25.000
NUMERIC SOCIALLY AWARZ MULTI-STRATEGY FUND LTD	0	22	22
NUMERIC SOCIALLY AWARZ MULTI-STRATEGY FUND LTD	0	359.512	359.512
NVIT INTERNATIONAL INDEX FUND	0	322.380	322.380
NVIT MULTI-MANAGER INTERNATIONAL VALUE F	0	83.809	83.809
OB 2	0	107.000	107.000
OCIRP ACTIONS P	0	197.188	197.188
OLD MUTUAL GLOBAL EQUITY FUND A SUB FUND OF OLD MUTUAL INVESTMENT FUND S SERIES II	0	59.916	59.916
OLD MUTUAL GLOBAL INVESTORS	0	110.230	110.230
OLD NORTH STATE HEDGED EQUITY MWT LLC	0	251.495	251.495
ONEPATH GLOBAL SHARES - LARGE CAP (DRNHOPGR) INDEX POOL	0	24.041	24.041
ONEPATH LOW VOLATILITY GLOBAL EQ IN POOL	0	2.778.471	2.778.471
OREGON PUBLIC EMPLOYEES RETIREMENT SYSTEM	0	16.973	16.973
OSSHARES FTSE EUROPE QUALITY DIVIDEND ETF	0	10.000	10.000
PALATINE ENTREPRISES FAMILIALES IS	0	1.255	1.255
PANAGORA RISK PARITY M.A.C.FD	0	184.970	184.970
PARTNERS HEALTHCARE SYSTEM INC	0	457.498	457.498
PARVEST	0	13.000	13.000
PAVILION INTERNAT FOCUSED EQUITY FUND	0	620.546	620.546
PENSION BENEFIT GUARANTY CORPORATION	0	5.882.850	5.882.850
PEOPLE'S BANK OF CHINA	0	37.002	37.002
PERPETUAL ECONOMIC DIVERSIF. GLOB EQUI F	0	8.000	8.000
PEYPEROX	0	416.957	416.957
PHOENIX LIFE LIMITED	0	525.236	525.236
PICNET TR	0	131.695	131.695
PICNET-EUROPE INDEX	0	475.652	475.652
PICNET-EUROPE INDEX	0	20.000	20.000
PICTON MAHONEY FORTIFIED EQUITY FUND	0	32.999	32.999
PIMCO VARIABLE INSUR TR-FUNCO GLO MULTI-ASSET MANAGED ALLO ETF	0		

Azionisti: 3.274 Teste: 28  
 Azionisti in proprio: 10 Azionisti in delega: 3.214

LISTA ESITO DELLE VOTAZIONE  
 Oggetto: Attribuzione dell'utile di esercizio.

FAVOREVOLI

Badge	Regione Sociale	Proprio	Delega	Totale
DE*	FINEBRIDGE DYNAMIC ASSET ALLOCATION FUND	0	9.847	9.847
DE*	FINEBRIDGE FUND SERIES FINEBRIDGE EUROPE EQUITY FUND	0	184.012	184.012
DE*	PIONEER FLEXIBLE OPPORTUNITIES FUND	0	235.650	235.650
DE*	FJD	0	7.500	7.500
DE*	PLYMOUTH COUNTY RETIREMENT ASSOCIATION	0	6.674	6.674
DE*	FM MANAGER FUND SPC-SEGREGATED PORT FOLIO 31 C/O INTERTRUST CORPORATE SERVICES (CAYMAN) LIMITED	0	30.380	30.380
DE*	PORTFOLIO LCR ACTIONS	0	4.398	4.398
DE*	POWER CORPORATION SUPERANNUATION PLAN	0	92.508	92.508
DE*	PREDICA ISR EUROPE - ACTIONS	0	30.362	30.362
DE*	PREDIQUANT A2 ACTIONS EUROPE	0	49.270	49.270
DE*	PREDIQUANT EUROCRUISSANCE A2	0	70.874	70.874
DE*	PRINCE GEORGES COUNTY SUPPLEMENTAL PENSION PLAN	0	13.900	13.900
DE*	PROXY TEAM PARAMETRIC PORTFOLIO ASSOCIATES	0	7.426	7.426
DE*	PRIVILEGE - JP MORGAN PAM EUROPEAN	0	982	982
DE*	PUBLIC EMPLOYEES RETIREMENT SYSTEM OF OHIO	0	51.092	51.092
DE*	PUTM ACS EUROPEAN EX UK FUND	0	1.825.278	1.825.278
DE*	PUTM EUROPEAN EUROPE FUND	0	87.696	87.696
DE*	PUTM EUROPEAN DRIT TRUST	0	510.487	510.487
DE*	PUTNAM DYNAMIC ASSET ALLOCATION BALANCED FUND	0	27.196	27.196
DE*	PUTNAM DYNAMIC ASSET ALLOCATION CONSERVATIVE FUND	0	176.444	176.444
DE*	PUTNAM DYNAMIC ASSET ALLOCATION EQUITY FUND	0	57.882	57.882
DE*	PUTNAM DYNAMIC ASSET ALLOCATION GROWTH FUND	0	8.959	8.959
DE*	PUTNAM DYNAMIC RISK ALLOCATION FUND	0	262.564	262.564
DE*	PUTNAM RETIREMENT ADVANTAGE GAA BALANCE PORTFOLIO	0	6.191	6.191
DE*	PUTNAM RETIREMENT ADVANTAGE GAA CONSERVATIVE PORTFOLIO	0	88.335	88.335
DE*	PUTNAM RETIREMENT ADVANTAGE GAA EQUITY PORTFOLIO	0	23.854	23.854
DE*	PUTNAM RETIREMENT ADVANTAGE GAA GROWTH PORTFOLIO	0	45.158	45.158
DE*	PUTNAM RETIREMENT ADVANTAGE GAA INCOME STRATEGIES PORTFOLIO	0	150.974	150.974
DE*	PUTNAM TOTAL RETURN FUND, LLC	0	23.604	23.604
DE*	PUTNAM TOTAL RETURN TRUST	0	8.936	8.936
DE*	PUTNAM VARIABLE TRUST - PUTNAM VT GLOBAL ASSET ALLOCATION F	0	17.049	17.049
DE*	QUAESTIO CAPITAL FUND	0	9.392	9.392
DE*	QUERCUS	0	241.198	241.198
DE*	QUILLER INVESTORS	0	415.417	415.417
DE*	R MONTJOLY INVESTISSEMENTS FOOL AX	0	101.153	101.153
DE*	R PHARMA DYSF	0	6.639	6.639
DE*	RAIFFEISEN INDEX FONDS EURO STOXX 50	0	70.000	70.000
DE*	RBC ISB - COVEA ACT EUROPE INSRIIT IYI	0	54.102	54.102
DE*	RBC ISB - MMA VIE SA	0	191.753	191.753
DE*	RBC O SHADHNESSY GLOBAL EQUITY FUND	0	819.520	819.520
DE*	RBC-O-SHADHNESSY INTL EQUITY FUND	0	11.911	11.911
DE*	RBC PRI-3AVE OVERSEAS EQUITY POOL	0	334.094	334.094
DE*		0	243.087	243.087

*[Handwritten signature]*

833942/1217

Azionisti in proprio: 3.224 Tesi: 20  
 Azionisti in delega: 10 Azionisti in delega: 3.214



83942/1218

## LISTA ESITO DELLE VOTAZIONI

Oggetto: Attribuzione dell'utile di esercizio.

## FAVOREVOLI

Badge	Ragione Sociale	Proprio	Delega	Totale
DE*	ABC QUANT ERRE EQUITY LEADERS ETF	0	5.481	5.481
DE*	ACASSURE LIMITED	0	705.527	705.527
DE*	REGIME DE RETRAITE DD PERSONNEL DES CPE	0	136.246	136.246
DE*	RETIREMENT INCOME PLAN OF SAUDI ARABIAN OIL COMPANY	0	10.093	10.093
DE*	RETIREMENT PLAN FOR EMPLOYEES OF AETHA INC	0	75.932	75.932
DE*	REYNOLDS AMERICAN DEFINED BENEFIT MASTER	0	243.218	243.218
DE*	ROBERT L MCNEIL COMPLEX TRUST	0	53.960	53.960
DE*	ROCKEFELLER & CO., INC	0	166.452	166.452
DE*	ROPS EURO P	0	677.591	677.591
DE*	ROPS-SMART INDEX EURO	0	441.823	441.823
DE*	KOTHSCHILD AND CO ASSET MANAGEMENT	0	25.500	25.500
DE*	KOTONDE	0	45.000	45.000
DE*	ROUNDTABLE EVERKEY GLOBAL FOCUS FOND C/O WELLS CAPITAL MANAGEMENT INCORPORATED	0	32.685	32.685
DE*	ROYAL LONDON GROUP PENSION SCHEME	0	61.877	61.877
DE*	RSI ACTIONS EUROPEENNES 2	0	220.000	220.000
DE*	RUSSELL INVESTMENT COMPANY II PLC	0	154.443	154.443
DE*	RUSSELL INVESTMENTS GLOBAL OPPORTUNITIES FUND	0	202.128	202.128
DE*	RUSSELL INVESTMENTS INTERNATIONAL SHARES FUND	0	77.403	77.403
DE*	RUSSELL INVESTMENTS LOW CARBON GLOBAL SHARES FUND	0	19.740	19.740
DE*	RUSSELL TRUST CO COMMINGLED EMPLOYEE BENEFIT FUNDS TRUST	0	352.956	352.956
DE*	SAW MAGNUM TRUST	0	108.168	108.168
DE*	SREV MASTERFONDS INKA	0	118.341	118.341
DE*	SAFRAN DYNAMIQUE	0	23.710	23.710
DE*	SAFRAN MIXTE SOLIDAIRE	0	4.669	4.669
DE*	SAN DIEGO CITY EMPLOYEES' RETIREMENT SYSTEM	0	342.534	342.534
DE*	SANLAM GLOBAL FUNDS PLC	0	77.450	77.450
DE*	SAS TRUSTEE CORPORATION	0	42.978	42.978
DE*	SAS TRUSTEE CORPORATION	0	79.444	79.444
DE*	SAB TRUSTEE CORPORATION	0	91.063	91.063
DE*	SBC MASTER PENSION TRUST	0	113.196	113.196
DE*	SBC MASTER PENSION TRUST	0	307.453	307.453
DE*	SBC MASTER PENSION TRUST 208	0	60.755	60.755
DE*	SCHRODER ADVANCED BETA GLOBAL EQUITY SMA	0	13.384	13.384
DE*	SCHRODER DIVERSIFIED GROWTH FUND	0	256.231	256.231
DE*	SCHRODER DIVERSIFIED GROWTH PORTFOLIO, E	0	10.365	10.365
DE*	SCHRODER DIVERSIFIED GROWTH TRUST	0	13.987	13.987
DE*	SCHRODER EUROPEAN ALPHA PLUS FUND	0	546.902	546.902
DE*	SCHRODER EUROPEAN RECOVERY FUND	0	1.267.862	1.267.862
DE*	SCHRODER GALIA	0	19.029	19.029
DE*	SCHRODER GLOBAL ALLOCATOR FUND	0	1.597	1.597
DE*	SCHRODER GLOBAL EQUITY INCOME FUND	0	1.209.576	1.209.576
DE*	SCHRODER GLOBAL MULTI-FACTOR EQUITY FUND	0	227.469	227.469
DE*	SCHRODER GLOBAL RECOVERY FUND	0	334.449	334.449

Pagina 68

Azionisti: 3.224 Tesi: 20  
 Azionisti in proprio: 10 Azionisti in delega: 3.214

LISTA ESITO DELLE VOTAZIONE

Oggetto: Attribuzione dell'utile di esercizio.

FAVOREVOLI

Badge	Ragione Sociale	Proprio	Delega	Totale
DE*	SCHRODER IN.F.F.ADV.GL.EQUITY.FU	0	28.375	28.375
DE*	SCHRODER INCOME MAXIMISER	0	1.861.647	1.861.647
DE*	SCHRODER INCOME FUND	0	3.411.155	3.411.155
DE*	SCHRODER INTERNATIONAL SELECTION FUND	0	18.976.117	18.976.117
DE*	SCHRODER MOORGATE I FUND	0	129.588	129.588
DE*	SCHRODER RESPONSIBLE VALUE UK EQUITY FUN	0	107.165	107.165
DE*	SCHRODER SUSTAINABLE MULTI FACTOR SCT FU	0	104.967	104.967
DE*	SCHWAB FUNDAMENTAL INTERNATIONAL LARGE COMP	0	154.136	154.136
DE*	SCHWAB FUNDAMENTAL INTERNATIONAL LARGE COMP	0	1.705.006	1.705.006
DE*	SCHWAB INTERNATIONAL CORE EQUITY FUND	0	568.335	568.335
DE*	SCHWAB INTERNATIONAL EQUITY ETF	0	295.189	295.189
DE*	SCHWAB INTERNATIONAL INDEX FUND	0	2.597.444	2.597.444
DE*	SDA INTL EQUITY INDEX FD-WORLD	0	902.621	902.621
DE*	SDK K3 FONDS	0	67.918	67.918
DE*	SEAYOND ACTIONS EUROPEENNES	0	4.080	4.080
DE*	SEAYOND EQUITY FACTDS INV EUR	0	173.876	173.876
DE*	SEAYOND EQUITY FACTOR INVESTING	0	14.069	14.069
DE*	SEAYOND EUROPE MINVARIANCE	0	5.587	5.587
DE*	SEI INST INV TRU SCREENED WOR EQ EX US F	0	566.970	566.970
DE*	SEI INST INVEST TRUST WORLD EQ EX-US FUN	0	15.450	15.450
DE*	SEI INSTITUT INTE TRUST INTERNAT EQTY FU	0	1.385.362	1.385.362
DE*	SEI INSTITUT MANAGED TRIS MULTI RS ACC F	0	51.489	51.489
DE*	SEI INSTITUT INV TRUST WORLD SEL EQU FUN	0	26.389	26.389
DE*	SENVOSA DEVELOPMENT CORPORATION	0	6.388	6.388
DE*	SHELL PENSIONS TRUST LIMITED AS TRUSTEE OF	0	8.768	8.768
DE*	SHELL TRUST (BERMUDA) LIMITED AS TRUSTEE OF	0	159.578	159.578
DE*	SHELL TRUST (BERMUDA) LTD AS TRUSTEE OF	0	35.621	35.621
DE*	SHELL TRUST BERMUDA LTD AS TRUSTEE OF	0	88.202	88.202
DE*	SHINKO GLOBAL EQUITY INDEX MOTHER FUND	0	50.811	50.811
DE*	SINGLE SELECT PLATFORM	0	2.829	2.829
DE*	SIVE	0	339.490	339.490
DE*	SIX CIRCLES INTERNAT UNCONSTRAIN EQ FUND	0	44.819	44.819
DE*	SIX CIRCLES INTERNATIONAL	0	1.278.610	1.278.610
DE*	SIX CIRCLES MANAGED EQUITY FOR	0	2.861.912	2.861.912
DE*	SIX CIRCLES MANAGED EQUITY PORTFOLIO	0	64.382	64.382
DE*	SMITH & WILLIAMSON EUROPEAN EQUITY FUND	0	250.980	250.980
DE*	SMITH & WILLIAMSON UK RESIDENTS 474	0	30.000	30.000
DE*	SMITH & WILLIAMSON OVERSEAS	0	12.040	12.040
DE*	SMITH & WILLIAMSON INVESTMENT FUNDS PLC	0	650	650
DE*	SONDERVERMOEGEN ALLIANZ VGI 1 FONDS	0	354.633	354.633
DE*	SONDERVERMOEGEN ALLIANZ VRA FONDS	0	98.159	98.159
DE*	SONDERVERMOEGEN ALLIANZ VRA FONDS	0	814.590	814.590
DE*	SONDERVERMOEGEN BAM	0	12.643	12.643

83942/1219

*[Handwritten signature]*

*[Handwritten signature]*

Azionisti: 3.224 Teste: 20  
 Azionisti in proprio: 10 Azionisti in delega: 3.214

Pagina 69

## LISTA ESITO DELLE VOTAZIONI

Oggetto: Attribuzione dell'utile di esercizio.

## FAVOREVOLI

badge	Ragione Sociale	Proprio	Delega	Totale
DE*	SONDERVERMOEGEN DIM-MAGDEBURG-FONDS	0	13.895	13.895
DE*	SONDERVERMOEGEN ALLIANZGI-FONDS DEM-CO	0	31.567	31.567
DE*	SONDERVERMOEGEN ALLIANZGI-FONDS DHCO	0	10.968	10.968
DE*	SONDERVERMOEGEN ALLIANZGI-FONDS DSM-CO	0	19.235	19.235
DE*	SONDERVERMOEGEN AM 4	0	10.164	10.164
DE*	SONDERVERMOEGEN INKA LOCK FONDS	0	50.231	50.231
DE*	SONDERVERMOEGEN INKA TERTIUS	0	35.536	35.536
DE*	SONDERVERMOEGEN ERMF INKA	0	9.756	9.756
DE*	SONDERVERMOEGEN TOSCA II	0	48.954	48.954
DE*	SOMONA COUNTY EMPLOYEES RETIREMENT ASSOCIATION	0	25.246	25.246
DE*	SOUTHERN COMPANY SYSTEM MASTER RETIREMEN	0	204.794	204.794
DE*	SPDR S+P WORLD EX AUSTRALIA FUND	0	807.160	807.160
DE*	SPP AKTIEFOND EUROPA	0	9.156	9.156
DE*	SPP AKTIEFOND GLOBAL	0	224.349	224.349
DE*	SPP GENERATION 40 TAL	0	145.612	145.612
DE*	SPP GENERATION 50 TAL	0	3.932	3.932
DE*	SPP GENERATION 60-TAL	0	32.435	32.435
DE*	SPP GENERATIONSFOND 70 TAL	0	111.765	111.765
DE*	SPP GENERATIONSFOND 80-TAL	0	70.145	70.145
DE*	SSCA INTERNATIONAL STOCK SELECTION FUND	0	12.871	12.871
DE*	STANDARD INVESTMENT RESEARCH HEDGED EQUITY MASTER FUND LTD	0	230.420	230.420
DE*	STANDARD LIFE WEALTH INTERNATIONAL LTD	0	616.398	616.398
DE*	STATE OF ALASKA RETIREMENT AND BENEFITS PLANS	0	1.500	1.500
DE*	STATE OF CALIFORNIA MASTER TRUST	0	2.020.686	2.020.686
DE*	STATE OF CALIFORNIA SAVINGS PLUS PROGRAM MASTER TRUST	0	13.470	13.470
DE*	STATE OF WYOMING	0	270.743	270.743
DE*	STATE STREET GLOBAL ADVISORS LUXEMBOURG SICAV	0	373.369	373.369
DE*	STATE STREET GLOBAL INDEX PLUS TRUST	0	821.267	821.267
DE*	STICHT BEDIJEST FONDS VOOR DE MBDA CVO	0	58.017	58.017
DE*	STICHTING ALGOED DELHAIZE PENSIOEN	0	209.628	209.628
DE*	STICHTING ALGEMEEN PENSIOENFONDS	0	162.176	162.176
DE*	STICHTING BEDRIJFSPENSIOENFONDS VOOR HET BAKKERSBODRIJF	0	101.029	101.029
DE*	STICHTING DEPOSITARY AFS DEVELOPED MARKS	0	87.277	87.277
DE*	STICHTING PENSIOENFONDS GROOTMIJ	0	1.486.943	1.486.943
DE*	STICHTING PENSIOENFONDS VOOR VERLOSKUNDIGEN	0	10.611	10.611
DE*	STICHTING SRELL PENSIOENFONDS	0	340.744	340.744
DE*	STOEBRAND LIVSFORSIKRING	0	346.101	346.101
DE*	SUCCESSOR COEUR D'ALENE CUSTODIAL AND WORK TRUST	0	97.489	97.489
DE*	SUEWE COFONDS	0	2.641	2.641
DE*	SUN LIFE MFS DIVIDEND INCOME FUND	0	25.000	25.000
DE*	SUN LIFE MFS GLOBAL TOTAL RETURN FUND	0	32.846	32.846
DE*	SUN LIFE MFS LOW VOLATILITY INTERNATIONAL	0	106.302	106.302
			1.920	1.920

Pagina 70

Azionisti: 3.224 Tote: 20  
 Azionisti in proprio: 10 Azionisti in delega: 3.214

LISTA FINITO DELLE VOTAZIONE  
 Oggetto: Attribuzione dell'utile di esercizio.

FAVOREVOLI

Badge	Ragione Sociale	Proprio	Delega	Totale
DE*	SUK LIFE MFS MONTHLY INCOME FUND	0	8.084	8.084
DE*	SUPER FUNDS MANAQ CORP SOUTH AUSTRALIA	0	24.816	24.816
DE*	SURAVENIR ACTIONS PROTECT	0	383.000	383.000
DE*	SUST. GLOBAL EQUITY EX CH CONCEPT	0	37.000	37.000
DE*	SUZUKA INKA	0	66.537	66.537
DE*	SWISS LIFE LUXEMBOURG SA	0	50.029	50.029
DE*	SWISS LIFE LUXEMBOURG SA	0	90.361	90.361
DE*	SWISS LIFE LUXEMBOURG SA	0	201.594	201.594
DE*	SWISS NATIONAL BANK	0	11.377.063	11.377.063
DE*	SWISSCANTO (LI) EQUITY FUND	0	10.146	10.146
DE*	SWISSCANTO FONDSLEITUNG AG	0	1.101.897	1.101.897
DE*	SYNAM PARTNERS, LLC	0	5.406	5.406
DE*	T ROWE PRICE CONCENTRATED INTERNET EQUITY FUND	0	277.577	277.577
DE*	T ROWE PRICE GLOBAL ALLOCATION FUND INC	0	41.801	41.801
DE*	T ROWE PRICE INTERNATIONAL EQUITY INDEX FUND	0	112.118	112.118
DE*	T. ROWE PRICE FUNDS SICAV	0	1.818	1.818
DE*	T. ROWE PRICE FUNDS SICAV	0	16.872	16.872
DE*	T. ROWE PRICE FUNDS SICAV	0	99.183	99.183
DE*	T. ROWE PRICE FUNDS SICAV	0	219.440	219.440
DE*	T. ROWE PRICE INT INC. EUROPEAN STOCK FU	0	1.350.871	1.350.871
DE*	T. ROWE PRICE INTERNATIONAL CONCENTRATED	0	118.306	118.306
DE*	T. ROWE PRICE FUNDS OEC - CONTINENTAL EU	0	2.246	2.246
DE*	TCORBIN INDEXED INTERNATIONAL SHARE (UNREDCED) FUND	0	28.642	28.642
DE*	TEACHER RETIREMENT SYSTEM OF TEXAS	0	100.787	100.787
DE*	TEACHERS' RETIREMENT SYSTEM OF THE STATE OF ILLINOIS	0	1.543.935	1.543.935
DE*	TECHNIP DYNAMIQUE	0	29.465	29.465
DE*	TECHNIP EQUILIBRE	0	32.696	32.696
DE*	TEMPLETON EARF DEVELOPED MARKETS FUND	0	289.718	289.718
DE*	TEMPLETON EUROPEAN EQUITY MASTER FUND	0	4.955	4.955
DE*	TEMPLETON EX-JAPAN GLOBAL EQUITY FUND LT	0	14.784	14.784
DE*	TEMPLETON FOREIGN FUND	0	6.975.084	6.975.084
DE*	TEMPLETON GLOBAL EQUITY MASTER FUND	0	12.250	12.250
DE*	TEMPLETON GLOBAL EQUITY TRUST	0	859.751	859.751
DE*	TEMPLETON GLOBAL GROWTH FUND LIMITED	0	164.243	164.243
DE*	TEMPLETON GLOBAL STOCK TRUST	0	450.036	450.036
DE*	TEMPLETON GLOBAL TRUST FUND	0	81.668	81.668
DE*	TEMPLETON GROWTH FUND INC	0	10.332.692	10.332.692
DE*	TEMPLETON GROWTH FUND, LTD.	0	390.220	390.220
DE*	TEMPLETON INSTIT. FUNDS-INTL.EQUITY SEAVE	0	3.679.109	3.679.109
DE*	TEMPLETON INSTITUTIONAL FUNDS - GLOBAL E	0	224.410	224.410
DE*	TEMPLETON INTERNATIONAL EQUITY TRUST	0	413.446	413.446
DE*	TEMPLETON INTERNATIONAL EQUITY TRUST	0	519.001	519.001
DE*	TEMPLETON INTERNATIONAL STOCK FUND	0	292.218	292.218
DE*	TEMPLETON INTERNATIONAL STOCK TRUST	0		

Pagina 71

20  
3.214

Aziendisti: 3.224 Tesid:  
 Azionisti in proprio: 10 Azionisti in delega:

83942/1922



83942/1922

LISTA ESITO DELLE VOTAZIONI

Oggetto: Attribuzione dell'utile di esercizio.

FAVOREVOLI

Badge	Ragione Sociale	Proprio	Delega	Totale
DE*	TEMPLETON MASTER TRUST - SERIES 1	0	352.685	352.685
DE*	TEMPLETON NVT INTERNATIONAL VALUE FUND	0	265.947	265.947
DE*	TEMPLETON SELECT GLOBAL EQUITY FUND	0	6.909	6.909
DE*	TEMPLETON WORLD FUND	0	3.201.494	3.201.494
DE*	TESLA FOCHE ACTIONS	0	39.900	39.900
DE*	TFL PENSION FUND	0	28.754	28.754
DE*	THE ARROWSTREET COMMON CONTRACTUAL FUND	0	981.164	981.164
DE*	THE BARCLAYS BANK UK RETIREMENT FUND	0	39.735	39.735
DE*	THE BOMBARDIER TRUST (UK)	0	50.050	50.050
DE*	THE HSBC GROUP HONG KONG LOCAL STAFF RETIREMENT BENEFIT SCHEME	0	11.733	11.733
DE*	THE KATHERINE MOORE REVOCABLE TRUST	0	1.441	1.441
DE*	THE KOMIION MOTOR BUS COMPANY (1933) LIMITED DAILY RATED EMPLOYEES RETIREMENT FUND SCHEME	0	16.343	16.343
DE*	THE MAS TR BK OF JAPAN, LTD. RTF 6L BK CON FD X (FOR QI: ONLY)	0	10.313	10.313
DE*	THE MASTER TRUST BANK OF JAPAN LTD	0	597	597
DE*	THE MASTER TRUST BANK OF JAPAN LTD	0	972	972
DE*	THE MASTER TRUST BANK OF JAPAN LTD	0	1.880	1.880
DE*	THE MASTER TRUST BANK OF JAPAN LTD	0	2.186	2.186
DE*	THE MASTER TRUST BANK OF JAPAN LTD	0	4.525	4.525
DE*	THE MASTER TRUST BANK OF JAPAN LTD	0	4.563	4.563
DE*	THE MASTER TRUST BANK OF JAPAN LTD	0	10.539	10.539
DE*	THE MASTER TRUST BANK OF JAPAN LTD	0	11.400	11.400
DE*	THE MASTER TRUST BANK OF JAPAN LTD	0	14.363	14.363
DE*	THE MASTER TRUST BANK OF JAPAN LTD	0	30.000	30.000
DE*	THE MASTER TRUST BANK OF JAPAN LTD	0	30.638	30.638
DE*	THE MASTER TRUST BANK OF JAPAN LTD	0	35.985	35.985
DE*	THE MASTER TRUST BANK OF JAPAN LTD	0	46.105	46.105
DE*	THE MASTER TRUST BANK OF JAPAN LTD	0	80.778	80.778
DE*	THE MASTER TRUST BANK OF JAPAN LTD	0	156.600	156.600
DE*	THE MASTER TRUST BANK OF JAPAN LTD	0	221.279	221.279
DE*	THE MASTER TRUST BANK OF JAPAN LTD	0	312.144	312.144
DE*	THE MASTER TRUST BANK OF JAPAN LTD	0	561.884	561.884
DE*	THE MASTER TRUST BANK OF JAPAN LTD	0	1.098.191	1.098.191
DE*	THE MASTER TRUST BANK OF JAPAN LTD	0	4.846.934	4.846.934
DE*	THE MASTER TRUST BANK OF JAPAN, LTD. AS TRUSTEE FOR GOVERNMENT PENSION INVESTMENT FUND 400045828	0	140.041	140.041
DE*	THE MASTER TRUST BANK OF JAPAN, LTD. AS TRUSTEE FOR METR400045792	0	568.539	568.539
DE*	THE MASTER TRUST BK OF JP LTD: HITACHI FOREIGN EQ INDEX MF	0	59.067	59.067
DE*	THE MASTER TRUST BK OF JP RE: F RUSSELL INV (JP) INTL EQUITY F	0	44.310	44.310
DE*	THE NOMURA TRUST AND BANKING CO LTD	0	4.525	4.525
DE*	THE NOMURA TRUST AND BANKING CO LTD	0	69.176	69.176
DE*	THE NOMURA TRUST AND BANKING CO., LTD. AS THE TRUSTEE OF NIKKO GLOBAL WRAP (DEVELOPED EUROPE EQUITY MOTHER FUND)	0	154.130	154.130
DE*	THE NOVA SCOTIA HEALTH EMPLOYEES PENSION PLAN	0	1.360	1.360
DE*	THE RETIREMENT ANN PL FOR EMPL OF THE ARMY&AIR FORCE EX SERV	0	209.200	209.200

LISTA ESITO DELLE VOTAZIONI

Oggetto: Attribuzione dell'utile di esercizio.

FAVOREVOLI

Badge	Ragione Sociale	Proprio	Delega	Totale
DE*	THE STATE OF NEVADA	0	17.773	17.773
DE*	THE THALIDOMIDE CHILDRENS TRUST	0	27.929	27.929
DE*	THE TRUSTEES OF BP PENSION FUND	0	390.200	390.200
DE*	THE TRUSTEES OF COMCOPHILLIPS PENSION PLAN	0	38.751	38.751
DE*	THE TRUSTEES OF THE GE UK PENSION COMMON INVESTMENT FUND	0	418.480	418.480
DE*	THE TRUSTEES OF THE STANDARD LIFE SCHEME ATTH DOUGLAS WILSON	0	615.244	615.244
DE*	THE WALT DISNEY COMPANY RETIREMENT PLAN MASTER TRUST	0	64.309	64.309
DE*	THORNBERG GLOBAL INVESTMENT PLC	0	25.956	25.956
DE*	THORNBERG INVESTMENT INCOME BUILDER FUND	0	15.259.852	15.259.852
DE*	THREE BRIDGES CAPITAL LP	0	360.295	360.295
DE*	THREE BRIDGES CAPITAL LP LMA SPC-MAP 201 SEGREGATED PORTFOLIO	0	97.869	97.869
DE*	THREE BRIDGES EUROPE LONG ONLY MASTER FUND LTD	0	131.212	131.212
DE*	THREE BRIDGES EUROPE MASTER FUND LTD.	0	4.805	4.805
DE*	THRIFT SAVINGS PLAN	0	8.768.905	8.768.905
DE*	TRANSAMERICA LIFE INSURANCE COMPANY	0	51.212	51.212
DE*	TRUST & CUSTODY SERVICES BANK LTD AS TRUSTEE FOR PENSION INVESTMENT FUND TRUST NUMBER 21	0	44.328	44.328
DE*	TRUST AND CUSTODY SERVICES BANK LIMITED	0	222.205	222.205
DE*	TRUST AND CUSTODY SERVICES BANK LTD AS TRUSTEE FOR FEDERATION OF NATIONAL PUBLIC SERVICE PERSONNEL MUTUAL AID ASSOCIATION	0		
	124.073	124.073		
DE*	TRUST & CUSTODY SERVICES BANK LTD	0	339.734	339.734
DE*	TRUST FOR RETIR WED, DENT & LIFE INS ARMYEAR AIR FORCE EXCH	0	92.756	92.756
DE*	TWO SIGMA EQUITY PORTFOLIO, LLC	0	1.250	1.250
DE*	UBI SICAV	0	257.559	257.559
DE*	UBP ACTIONS EURO RENDEMENT	0	50.688	50.688
DE*	UBS (LUX) EQUITY SICAV	0	191.330	191.330
DE*	UBS (LUX) EQUITY SICAV EURO COUNTRIES INCOME	0	749.790	749.790
DE*	UBS (LUX) SICAV 1	0	1.535	1.535
DE*	UBS (LUX) SICAV 1 EMD EQUITIES ENHANCED (EMR)	0	52.616	52.616
DE*	UBS (LUX) STRATEGY SICAV SAP DEFENSIVE (USD)	0	29.124	29.124
DE*	UBS (LUX) STRATEGY SICAV SAP DYNAMIC (USD)	0	29.755	29.755
DE*	UBS (LUX) STRATEGY SICAV SAP MEDIUM (USD)	0	81.869	81.869
DE*	UBS (LUX) STRATEGY XTRA SICAV	0	6.835	6.835
DE*	UBS ASSET MANAGEMENT (AUSTRALIA) LTD	0	3.998	3.998
DE*	UBS ASSET MANAGEMENT LIFE LTD	0	1.497.798	1.497.798
DE*	UBS FTSE RAFT DEVELOPED 1000 INDEX FUND	0	52.967	52.967
DE*	UBS FUND MANAGEMENT (SWITZERLAND) AG	0	342	342
DE*	UBS FUND MANAGEMENT (SWITZERLAND) AG	0	415	415
DE*	UBS FUND MANAGEMENT (SWITZERLAND) AG	0	526	526
DE*	UBS FUND MANAGEMENT (SWITZERLAND) AG	0	557	557
DE*	UBS FUND MANAGEMENT (SWITZERLAND) AG	0	1.564	1.564
DE*	UBS FUND MANAGEMENT (SWITZERLAND) AG	0	1.848	1.848
DE*	UBS FUND MANAGEMENT (SWITZERLAND) AG	0	26.617	26.617
DE*	UBS FUND MANAGEMENT (SWITZERLAND) AG	0	73.859	73.859

83942/1223

*[Handwritten signature]*

Pagina 73

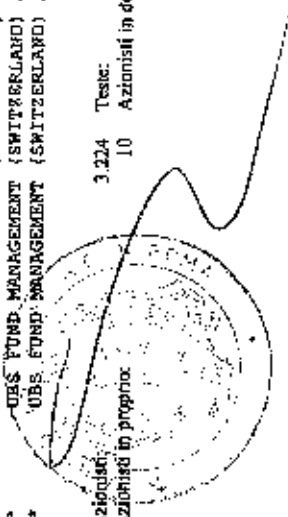
20

3214

3.224 Teste:

10 Azionisti in delega

Azionisti in proprio



## LISTA ESITO DELLE VOTAZIONI

Oggetto: Attribuzione dell'utile di esercizio.

## FAVOREVOLI

Badge	Ragione Sociale	Proprio	Delega	Totale
DE*	UBS FUND MANAGEMENT (SWITZERLAND) AG	0	695.934	695.934
DE*	UBS FUND MANAGEMENT (SWITZERLAND) AG	0	1.294.901	1.294.901
DE*	UBS FUND MANAGEMENT (LUXEMBOURG) SA	0	657	657
DE*	UBS FUND MANAGEMENT (LUXEMBOURG) SA	0	815	815
DE*	UBS FUND MANAGEMENT (LUXEMBOURG) SA	0	1.560	1.560
DE*	UBS FUND MANAGEMENT (LUXEMBOURG) SA	0	1.794	1.794
DE*	UBS FUND MANAGEMENT (LUXEMBOURG) SA	0	2.451	2.451
DE*	UBS FUND MANAGEMENT (LUXEMBOURG) SA	0	2.539	2.539
DE*	UBS FUND MANAGEMENT (LUXEMBOURG) SA	0	2.567	2.567
DE*	UBS FUND MANAGEMENT (LUXEMBOURG) SA	0	3.513	3.513
DE*	UBS FUND MANAGEMENT (LUXEMBOURG) SA	0	3.899	3.899
DE*	UBS FUND MANAGEMENT (LUXEMBOURG) SA	0	4.193	4.193
DE*	UBS FUND MANAGEMENT (LUXEMBOURG) SA	0	4.625	4.625
DE*	UBS FUND MANAGEMENT (LUXEMBOURG) SA	0	7.060	7.060
DE*	UBS FUND MANAGEMENT (LUXEMBOURG) SA	0	8.207	8.207
DE*	UBS FUND MANAGEMENT (LUXEMBOURG) SA	0	9.025	9.025
DE*	UBS FUND MANAGEMENT (LUXEMBOURG) SA	0	9.299	9.299
DE*	UBS FUND MANAGEMENT (LUXEMBOURG) SA	0	10.795	10.795
DE*	UBS FUND MANAGEMENT (LUXEMBOURG) SA	0	19.716	19.716
DE*	UBS FUND MANAGEMENT (LUXEMBOURG) SA	0	20.000	20.000
DE*	UBS FUND MANAGEMENT (LUXEMBOURG) SA	0	24.712	24.712
DE*	UBS FUND MANAGEMENT (LUXEMBOURG) SA	0	25.206	25.206
DE*	UBS FUND MANAGEMENT (LUXEMBOURG) SA	0	30.636	30.636
DE*	UBS FUND MANAGEMENT (LUXEMBOURG) SA	0	49.739	49.739
DE*	UBS FUND MANAGEMENT (LUXEMBOURG) SA	0	231.375	231.375
DE*	UBS FUND MGT (CH) AG CK0467/UBSCHLIF2-6Q GLOB	0	574.986	574.986
DE*	UBS FUND MGT (CH) AG CK0538 UBSCHLIF2 FGX9 II	0	1.025	1.025
DE*	UNITGESTION	0	4.292	4.292
DE*	UNISUPER	0	26.000	26.000
DE*	UNISUPER	0	22.135	22.135
DE*	UNITED STATES STEEL CORPORATION REPRESENTED RETIREES BENEFIT TRUST	0	256.324	256.324
DE*	UNITED TECHNOLOGIES CORPORATION EMPLOYEE SAVINGS PLAN	0	2.694	2.694
DE*	UNIVERS CWP 1	0	269.272	269.272
DE*	UNIVERSAL-OCO	0	77.725	77.725
DE*	UNIVERSE THE CMI GLOBAL NETWORK FUND	0	80.000	80.000
DE*	USSA INTERNATIONAL FUND	0	322.994	322.994
DE*	USSA MSCI INTERNATIONAL VALUE MOMENTUM BLEND INDEX ETF	0	2.205.246	2.205.246
DE*	USSA MSCI INTERNATIONAL VALUE MOMENTUM BLEND INDEX ETF	0	122.652	122.652
DE*	USSA MUTUAL FUNDS TRUST - USSA CAPITAL GROWTH FUND	0	366.036	366.036
DE*	VALIANT AKTIEN EUROPE	0	961	961
DE*	VANGUARD FIDUCIARY TRUST COMPANY EUROPEAN STOCK INDEX TRUST	0	136.485	136.485
DE*	VANGUARD FIDUCIARY TRUST COMPANY INSTITUTIONAL TOTAL INTERNATIONAL STOCK MARKET INDEX TRUST	0	1.032.094	1.032.094
DE*	VANGUARD FUNDS PLC	0	1.294.505	1.294.505

LISTA ESITO DELLE VOTAZIONE  
 Oggetto: Attribuzione dell'utile di esercizio.

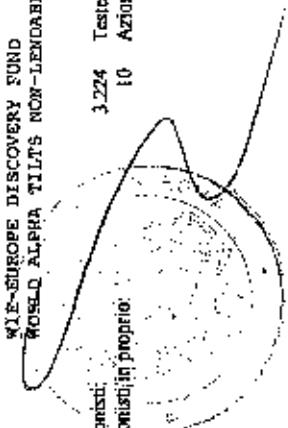
FAVOREVOLI

Badge	Ragione Sociale	Proprio	Delega	Totale
DE*	VANGUARD GLOBAL MINIMUM VOLATILITY FUND	0	7.389	7.389
DE*	VANGUARD GLOBAL MULTI-FACTOR FUND	0	721	721
DE*	VANGUARD GLOBAL QUANTITATIVE EQUITY FUND	0	1.752	1.752
DE*	VANGUARD INTERNATIONAL SHARE INDEX FUND	0	57.087	57.087
DE*	VANGUARD INTERNATIONAL SHARE INDEX FUND	0	720.785	720.785
DE*	VANGUARD INTERNATIONAL VALUE FUND 1	0	5.571.248	5.571.248
DE*	VANGUARD INVESTMENT SERIES PLC	0	46.010	46.010
DE*	VANGUARD INVESTMENT SERIES PLC	0	77.174	77.174
DE*	VANGUARD INVESTMENT SERIES PLC	0	213.186	213.186
DE*	VANGUARD INVESTMENT SERIES PLC	0	679.012	679.012
DE*	VANGUARD INVESTMENT SERIES PLC	0	990.626	990.626
DE*	VANGUARD INVESTMENT SERIES PLC	0	1.261.388	1.261.388
DE*	VANGUARD TOTAL INTERNATIONAL STOCK INDEX	0	38.202.869	38.202.869
DE*	VANTAGE TRUST III MASTER COLLECTIVE INVESTMENTS FUNDS TRUST	0	237.536	237.536
DE*	VARIABLE INSURANCE PRODUCTS FUND II: INTERNATIONAL INDEX PORTFOLIO	0	8.918	8.918
DE*	VARIABLE PORTFOLIO - DFA INTERNATIONAL VALUE FUND	0	43.838	43.838
DE*	VERDIPAPIRONDET STOREBRAND GLOBAL ESG	0	541.981	541.981
DE*	VERDIPAPIRONDET STOREBRAND GLOBAL ESG F	0	38.323	38.323
DE*	VERDIPAPIRONDET STOREBRAND INDEXES-MORGE	0	19.486	19.486
DE*	VERMONT PENSION INVESTMENT COMMITTEE	0	251.202	251.202
DE*	VIA RAIL CANADA ZINC MASTER TRUST	0	43.000	43.000
DE*	VICTORIAN SUPERANNOATION FUND	0	86.524	86.524
DE*	VICTORY MARKET NEUTRAL INCOME FUND	0	9.210	9.210
DE*	VICTORYSHARES DEVELOPED ENHANCED VOLATILITY WTD INDEX ETF	0	19.515	19.515
DE*	VICTORYSHARES INTERNATIONAL HIGHDIV VOLATILITY WTD INDEX ETF	0	27.766	27.766
DE*	VICTORYSHARES INTERNATIONAL VOLUNTILITY WTD INDEX ETF	0	6.208	6.208
DE*	VILLIERS ALLEGRO	0	402.795	402.795
DE*	VILLIERS ALTO	0	68.809	68.809
DE*	VILLIERS RETIREMENT SYSTEM	0	24.756	24.756
DE*	VIRGINIA INTERNATIONAL HOLDINGS LIMITED DEFINED BENEFIT SCHEME	0	824	824
DE*	VIRGO INVESTMENTS PTY LIMITED	0	2.455	2.455
DE*	VIRGO INVESTMENTS PTY LIMITED	0	5.676	5.676
DE*	VIRGO INVESTMENTS PTY LIMITED	0	9.300	9.300
DE*	VIRGO INVESTMENTS PTY LIMITED	0	20.062	20.062
DE*	VIRGO INVESTMENTS PTY LIMITED	0	127.571	127.571
DE*	VIRGO INVESTMENTS PTY LIMITED	0	649.207	649.207
DE*	VIRGO INVESTMENTS PTY LIMITED	0	1.460	1.460
DE*	VIRGO INVESTMENTS PTY LIMITED	0	50.000	50.000
DE*	VIRGO INVESTMENTS PTY LIMITED	0	15.295	15.295
DE*	VIRGO INVESTMENTS PTY LIMITED	0	162.349	162.349
DE*	VIRGO INVESTMENTS PTY LIMITED	0	66.000	66.000
DE*	VIRGO INVESTMENTS PTY LIMITED	0	77.282	77.282
DE*	VIRGO INVESTMENTS PTY LIMITED	0	989	989

83942/1225  
 [Handwritten signature]

Pagina 75  
 [Handwritten signature]

Azionisti: 3.224 Testi: 20  
 Azionisti in proprio: 10 Azionisti in delega: 3.214



LISTA ESITO DELLE VOTAZIONI  
 Oggetto: Attribuzione dell'utile di esercizio.

## FAVOREVOLI

Badge	Ragione Sociale	Proprio	Delega	Totale
DE*	WSP INTERNATIONAL EQUITIES TRUST	0	238.002	238.002
DE*	WTC-CIF INTERNATIONAL HOLDINGS	0	46.824	46.824
DE*	ZURICH INSURANCE COMPANY LTD	0	34.182	34.182
DE*	ZURICH INSURANCE PLC	0	72.084	72.084
DE*	ZURICH INVESTMENTS LIFE S.P.A.	0	1.151.720	1.151.720
DE*	ZURICH LIFE ASSURANCE PLC	0	698.097	698.097
DE*	ZURICH VIDA COMP DE SEGUROS Y REASSEG SA	0	14.932	14.932
7207	UZZAD ROBERTO	0	0	0
DE*	CASSA NAZIONALE DI PREVIDENZA ED ASSISTENZA FONENSE	0	15.309.000	15.309.000
7296	BELLINO ROCI NURO	0	100	100
7333	ADR IN PERSONA DI ROSICA MASSIMO	0	0	0
**D	CITIBANK NEW YORK A.D.R. DEPT	0	0	0
Totale voti			58.071.830	58.071.830
Percentuale votanti %	2.339.741.873			
Percentuale Capitale %	99,957148			
	64,381468			

LISTA ESITO DELLE VOTAZIONE

Oggetto: Attribuzione dell'utile di esercizio.

CONTRARI

Badge	Ragione Sociale	Proprio	Delega	Totale
6148	DI BELLO GIUSEPPE	0	2	2
6677	ROSICA MASSIMO	0	0	0
**D	FCP VILLIERS ACTIONS EUROPE SYST ASI	0	233.230	233.230
**D	VILLIERS ACTIONS EUROPE SYST BFT QUONIAM	0	30.676	30.676
**D	FCP VILLIERS ACTIONS EUROPE SYST	0	29.467	29.467
**D	CPR AN	0	535.599	535.599
7267	GOVONI ALESSANDRO	0	2	2
7333	ADR IN PERSONA DI ROSICA MASSIMO	0	0	0
**D	CITIBANK NEW YORK A.D.R. DEPT	0	0	0
7524	ROSANIA SIMEN	0	61.948	61.948
Totale voti		2	0	2
Percentuale votanti %	390.926			
Percentuale Capitale %	0,038062			
	0,024515			

83942/1227

Handwritten signatures and initials, including a large signature that appears to be 'Rosica' and another signature that appears to be 'Govoni'.

Pagina 77

5  
7

8 Teste:  
1 Azionisti in delega:

